



mazda

MAZDA 6

We believe in the power of human potential; creativity, imagination and the amazing things we're all capable of when we're inspired.

We believe in taking the unconventional road and going the extra mile to do work that inspires.

We believe in artisans, designers, engineers and ambassadors who pour human energy into their work.

We believe in the power of cars to move human emotions. To awaken senses, heighten reflexes, make pulses race.

We believe the joy of being alive comes from what we discover on our journey, and the inspiration we find in every mile.

MAZDA MAKES YOU FEEL ALIVE.











HUMAN-CENTRIC DESIGN: THE KEY TO COMMUNICATION

Human-centric design is the key to complete and intuitive communication between you and Mazda6. As well as real-time communication with the world when you're on the road. It's all thanks to Mazda's latest iteration of the Human-Machine Interface (HMI) and Mazda Connect system. HMI and its human-centric design philosophy now include even your driving position to further enhance the *Jinba-ittai* experience with a panoramic view of the road and all instruments and controls ideally placed to support you in safer, enjoyable driving.

HUMAN-MACHINE INTERFACE (HMI)

Modern cars constantly present more and more information which can confuse, and even distract. So Mazda engineered its HMI entirely around you, to provide detailed information with minimal eye movements and stress. Controls, instruments, steering wheel and shift lever are all ideally placed in relation to the driver's seat. The main instrument cluster and ergonomically shaped steering wheel that optimizes grip comfort are directly centred on the driver, while the pedals are positioned symmetrically to fall naturally under the feet. Excellent visibility is assured thanks to A-pillars located rearward to offer a broader view of the road. Mazda6 also features a full-colour head-up display projected on the windscreen. This Active Driving Display shows key driving information just below your horizontal line of sight to keep you fully informed without the need to take your eyes off the road. The eight-inch centre display on the dash shows entertainment-related items and also functions as a touchscreen when the car is stationary. In motion, the rotary commander provides control. By rotating,

pressing and toggling this knob, you can operate entertainment functions while keeping your body and your eyes in the normal driving position. Unlike a touchscreen, there's no need to look at the commander when operating it, minimizing visual distraction. The commander is surrounded by five buttons giving shortcuts to four common screens plus a back button.

MAZDA CONNECT

Mazda Connect gives you versatile internet connection while on the road, offering an extremely wide range of infotainment options when connected to your smartphone. The system's Audio feature lets you access multiple audio sources including AM/FM radio, internet radio, streaming audio services and mobile audio players, while the Communication feature provides the hands-free convenience of both making and receiving phone calls via voice commands.



Note: Available functions of Mazda Connect may vary according to the type of connected smartphone and its operating environment. Please refer to our sales consultant or the specification sheets for actual details.



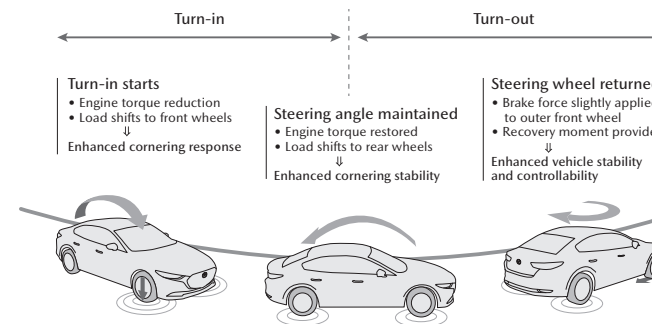
HUMAN-CENTRIC DEVELOPMENT: THE KEY TO SATISFACTION

Mazda vehicle development has always been centred on the people who drive and ride in our vehicles. It began with our renowned *Jinba-ittai*, the feeling of being at one with the car. Then came Skyactiv Technology for superior driving, safety and environmental performance, further evolving with Skyactiv-Vehicle Dynamics and G-Vectoring Control Plus (GVC Plus) to deliver outright driving pleasure for the driver alongside unparalleled comfort and serenity for all on board. This uniquely rewarding experience is further heightened by an updated electric power steering system, specifically optimized for Mazda6's powerful performance. Now you can enjoy even greater tactile feedback on tyre grip and response to your steering inputs, giving you the sensation of direct contact with the road and the ultimate *Jinba-ittai* driving feel.

G-VECTORING CONTROL PLUS (GVC PLUS)

GVC Plus is one more way Mazda's human-centric engineering makes vehicle movement more responsive, more confidence-inspiring and just more comfortable. As you enter a bend, GVC Plus momentarily lowers engine torque to transfer weight to the front wheels and enhance grip. Then as you go through the curve, engine torque is restored to shift weight rearwards for greater stability. Finally, brake force is slightly applied to the outer front wheel when you quickly return the steering wheel to the centre position to exit the bend to help recover straight-line running. This seamless, behind-the-scenes control greatly reduces the need for steering corrections, smoothes the effect of G forces to reduce body sway, and lowers stress and fatigue on long drives.

GVC Plus operation



ENHANCED STEERING FEEL

Fine-tuned to match Mazda6's powerful and exciting performance, the electric power assist steering system now provides a new level of tactile feedback so you can directly feel how the vehicle is gripping the road and responding to your steering inputs for even more of Mazda's characteristic *Jinba-ittai* feeling of being at one with the car.



HUMAN-CENTRIC ENGINEERING: THE KEY TO EFFICIENT PERFORMANCE

Every driver is different. With different needs, different preferences and a different driving style. Skyactiv engineering is not only your assurance of superior response and performance that matches your style, but also of superior fuel-efficiency.

SKYACTIV-G

Conventional internal combustion engines only harness around 30% of the potential energy in the fuel they consume: the rest is wasted. So Mazda developed Skyactiv-G, a high-efficiency engine that compresses the air-fuel mixture to a much higher degree than in conventional powerplants, squeezing far more energy from every drop of fuel. This high compression ratio, unparalleled among mass production engines, delivers both sheer driving pleasure and outstanding fuel economy. And it's further enhanced by a raft of innovative Mazda technologies including optimized intake ports and piston shape, split fuel injection and a coolant control valve.

Fuel Consumption: 6.8 L/100km
Vehicular Emission Scheme (VES) Band: B

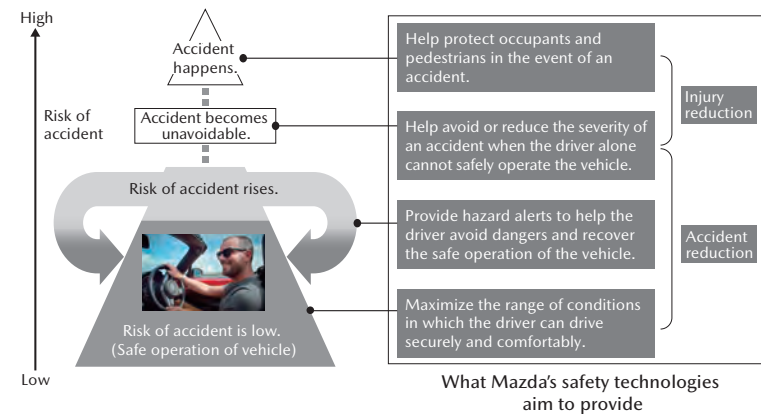


HUMAN-CENTRIC INNOVATION: THE KEY TO SAFER, MORE SECURED DRIVING

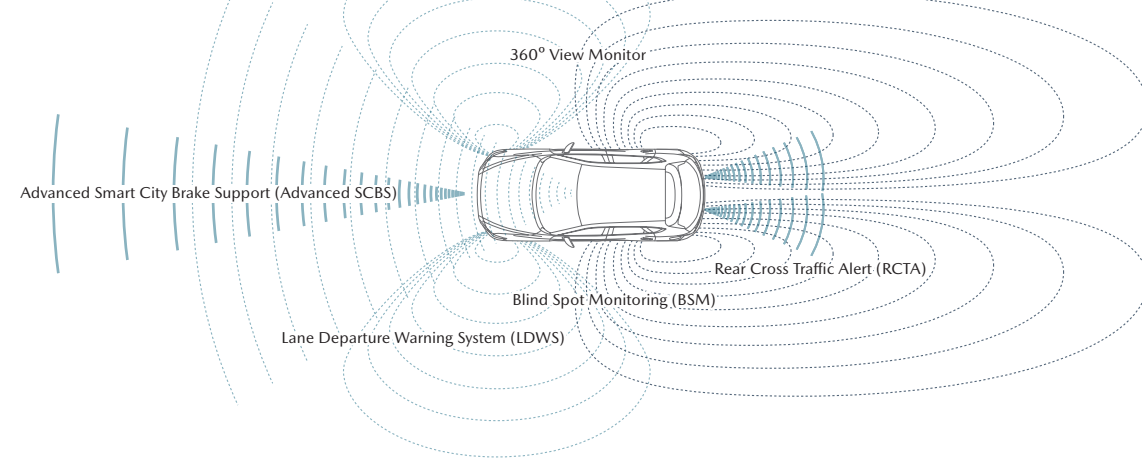
Mazda's Proactive Safety philosophy is firmly grounded in a belief in the driver's abilities, aiming to support safer driving while maintaining all the fun of the open road. Safer driving demands early recognition of potential hazards, good judgment and appropriate action, and Mazda works to support these essential functions so you can drive securely and with peace of mind despite changing driving conditions. First is an

optimum driver environment with good visibility, well-positioned controls, easy-to-read instruments and minimal distractions. Next is i-Activsense, a portfolio of active safety measures to incrementally warn you when a potentially dangerous situation is developing. Finally there is passive safety, designed to help protect occupants and minimize injuries if an accident should occur.

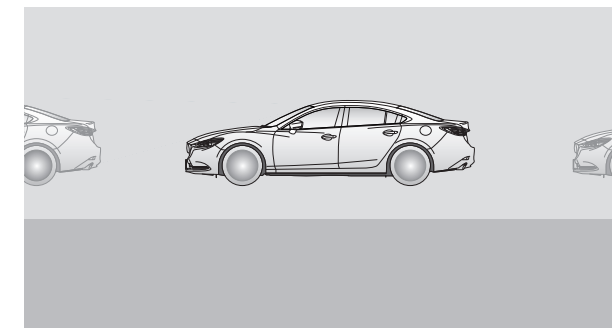
Driving with Mazda Proactive Safety



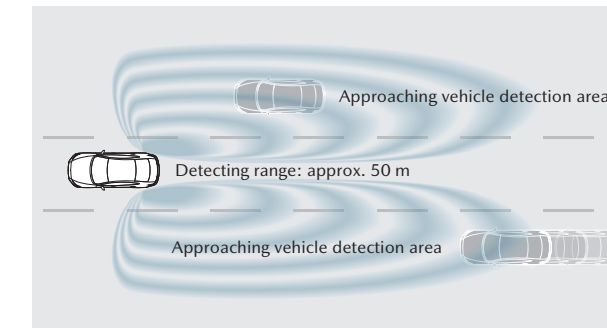
i-Activsense technologies



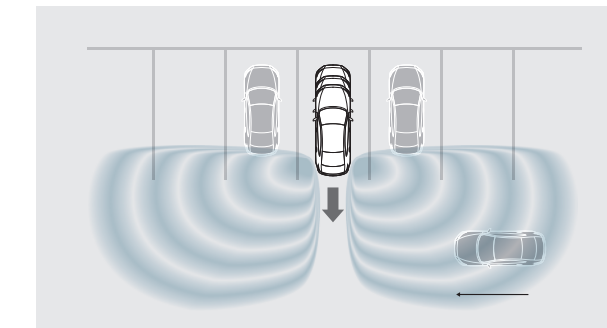
i-ACTIVSENSE



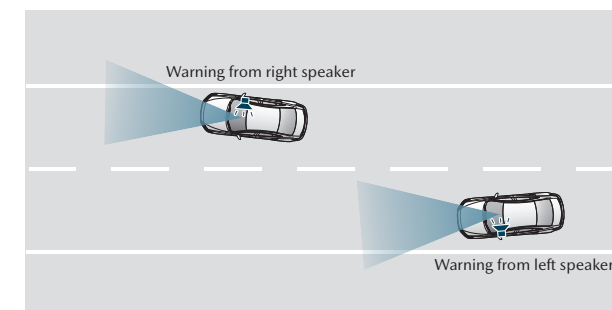
ADVANCED SMART CITY BRAKE SUPPORT (ADVANCED SCBS)
With the high-performance forward sensing camera, Advanced SCBS detects vehicles and pedestrians in front of the vehicle and automatically applies the brakes to help avoid collisions and mitigate collision damage while driving between approximately 4 and 80km/h (sensing a vehicle ahead) or between approximately 10 and 80km/h (sensing a pedestrian).



BLIND SPOT MONITORING (BSM)
BSM uses 24 GHz quasi-milliwave radar sensors to help detect vehicles in the blind spots behind and to the side, and using a turn signal while BSM detects a vehicle triggers visual and audio warnings.



REAR CROSS TRAFFIC ALERT (RCTA)
RCTA uses the same sensors as BSM to alert the driver when it detects vehicles approaching from either side during reversing operations. Warnings are given by a flashing indicator in the door mirror and a beep.



LANE DEPARTURE WARNING SYSTEM (LDWS)
LDWS senses lane markings on the road surface. When the system predicts departure from the lane it issues a beep or an audible warning similar to the noise a car makes when it runs onto a rumble strip to prompt timely steering corrections. The system assesses driver inputs such as use of the turn signals to weed out false alarms.

Notes: i-Activsense safety features are not a substitute for safe and attentive driving. There are limitations to the range and detection of the systems. Availability of safety equipment/features varies according to country and model grade. Please consult the sales consultant or refer to specification list for exact information.

EXTERIOR AND INTERIOR COLOURS

BODY COLOURS



Soul Red Crystal Metallic (46V)



Machine Grey Metallic (46G)



Rhodium White Metallic (51K)




Artisan Red Metallic (51F)

TAKUMI-NURI

Mazda's unique painting technology Takumi-Nuri (*takumi*: master craftsman, *nuri*: painting), with its unprecedented combination of colour, highlights, shade and depth, further emphasizes the sheer beauty and quality of the dynamic body shape. The lineup includes four Takumi-Nuri body colours: Soul Red Crystal Metallic, Machine Grey Metallic, Rhodium White Metallic and Artisan Red Metallic.



Platinum Quartz Metallic (47S)




Sonic Silver Metallic (45P)



Deep Crystal Blue Mica (42M)



Polymetal Grey Metallic (47C)




Jet Black Mica (41W)



Arctic White (A4D)

SEAT MATERIALS



Leather, Black

EQUIPMENT



The three-meter cluster features a seven-inch TFT LCD colour display in the centre. In addition to vehicle speed, it shows diversified vehicle information in a clear, easy-to-read manner near the centre of the driver's line of sight.



Ten-way power driver's seat with fore/aft slide, recline, lumbar support, lift and tilt provides the optimum driving position for drivers of almost any size. The memory saves multiple seating positions along with the projection location, brightness and content setting of the Active Driving Display.



The windscreen-type Active Driving Display is divided into two zones for better legibility with high-priority vehicle-status information and advanced safety information shown in the lower section, and driving environment information in the upper section.

Note: Photo above shows the display for vehicles with navigation system.



For added convenience when driving in stop-and-go traffic in the city or in traffic jams, the new Mazda6 adopts Mazda's Auto-hold function, which keeps the vehicle stopped even after the driver lifts their foot off the brake pedal. The brakes are automatically released once the driver presses the accelerator pedal.



The Bose® premium sound system package features a 3-way 11-speaker setup, the advanced Centerpoint 2 surround system and Mazda's Active Engine Sound System.



The centre console tray includes a Qi wireless charger* to enable charging of compatible smartphones and other devices placed on it when the engine is running.

*Warning: Radio waves emitted by the wireless charger may affect implantable medical devices such as cardiac pacemakers and cardioverter defibrillators. Please consult your local Mazda dealer for exact information.



Mazda Showroom & Service Centre : 5 Ubi Close, Singapore 408605. Sales Tel : 6395 8888 Sales Fax : 6846 1700 Service Tel : 6395 8899 Service Fax : 6744 9402
Mazda Showroom & Service Centre : 23 Leng Kee Road, Singapore 159095. Sales Tel : 6603 6118 Sales Fax : 6476 7073 Service Tel : 6603 6128 Service Fax : 6476 7417
Eurokars Aftersales Centre : 27A Tanjong Penjuru, Singapore 609042. Service Tel: 6331 0606 Service Fax: 6331 0620

For more information, please visit www.mazda.com.sg. For corporate sales, please contact us at corporatesales@mazda.com.sg or 9888 9981
For leasing options, please contact us at leasing@eurokars.com.sg or 6331 0600 / 9363 5809