

2015 MAZDA6



mazda

*It takes conviction to stand up to the naysayers.
A creative fire that's unafraid of the blank page.
And courage to flip conventional wisdom on its head.
Because this is the only way to change the game.
And the only way to build cars worth driving.*

Today, our SKYACTIV® TECHNOLOGY is changing the game.

*It's how we reinvented the gasoline engine,
dramatically improving its efficiency
without sacrificing heart-pounding performance.
It's how we engineered a lighter car that's even stronger,
safer, more responsive and more exhilarating to drive.*

*These are actions, not words. Proof, not theories.
Making the impossible possible. This is the Mazda Way.*

WHAT DO YOU DRIVE?



魂動

KODO : SOUL OF MOTION

CAPTURED MOTION. UNRESTRAINED EMOTION.

Presenting the TAKERI Concept. It exemplifies everything that is beautiful about the next generation of our KODO "Soul of Motion" design. Muscular, yet artistic. Both powerful and emotional. Wild, but always in control. Even at a standstill, it brings to mind an animal about to leap forward at great speed. Brimming with craftsmanship, it evokes the human touch of a product made by hand. Even as a concept, it pushes what's considered possible.

FORWARD-THINKING DESIGN. CENTURIES IN THE MAKING.

An ancient Japanese craft and a modern sports sedan have more in common than one could ever imagine. Like the famed Urushi artisans, Mazda's craftsmen obsess over details. Proof of this can be seen in a paint unlike any before it. With Soul Red Metallic, we created what we believe is the world's most emotionally appealing red. By combining highlights, shade and depth, it evokes the feeling of barely contained energy. This finish captures the spirit of KODO perfectly by radiating energy, even at a standstill. But could the energy of this paint be confined only to a concept? Remember, this is a Mazda.

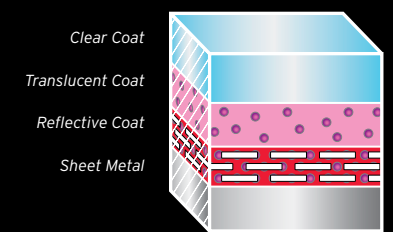


fig. 01

/ THE BIRTH OF SOUL /

To create Soul Red Metallic, we put an entirely new three-coat painting process into action. The result is absolutely unlike any other red on the road—a deep and vivid redness that appears to emanate from within. By using two separate coats of high-brightness aluminum flakes and high-chroma red pigment, it is nothing less than an audacious reinvention of the painting process.

THIS IS THE 2015 MAZDA6.



DESIGNED TO TURN HEADS. ENGINEERED TO CHANGE MINDS.

No one saw this coming. Except, of course, our engineers. It's no easy feat bringing a concept car to life. But here it is in living sheet metal. The Mazda6 is the unforgettable TAKERI concept car fully realized—all the way down to its Soul Red Metallic paint. From captivating signature headlights to a cabin full of subtle craftsmanship, this expression of KODO design shows the same dynamism at rest as it does in motion.

The design of the Mazda6 presented a significant challenge. When a car is designed to be beautiful, performance is often diminished. Our engineers saw this as a challenge to turn a thoughtful design into something truly functional. With class-leading aerodynamics and a body design that contributes to both high-speed stability and fuel efficiency, the Mazda6 is a living, driving embodiment of perseverance,




fig. 02

/ 100-METER PROMISE /

Every aspect of the Mazda6 is designed to give the driver a complete connection to the car within the first 100 meters of driving. Linear acceleration, deceleration and steering all work in harmony to unite the Mazda6 and the person behind the wheel in no time at all. The relationship between man and machine has never felt so natural—or exhilarating.



/ TAKE CONTROL /

Conveniently located on your steering wheel, paddle shifters on Mazda6 Grand Touring models allow you to shift the 6-speed SKYACTIV-Drive automatic transmission's gears without taking your hands off the wheel or your eyes off the road.

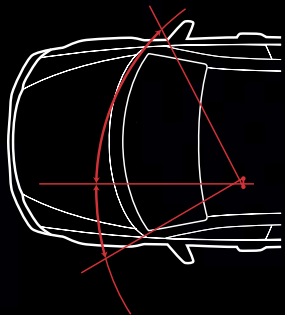
/ SEEING IS BELIEVING /

When looking forward, visibility angles have been widened by a substantial 9.6 degrees. This can help the driver anticipate road conditions and take any corner with more confidence. Our engineers even changed the mounting points of the side mirrors for a better view. Your outlook has never been so positive.

UNLOCK A PERFECT UNION BETWEEN DRIVER AND MACHINE.

To enter the Mazda6 is to access an energetic, artistic environment where the driver can completely focus without anxiety. Everything the driver sees, touches and operates is designed to heighten the driving experience. Tapered forms inside evoke a sense of speed that mimics the energy of the Mazda6's exterior design. Just opening the near perfectly balanced door brings to mind the same feelings you'll have while seated behind the wheel. These are feelings you won't have getting into just any sedan. And proof the 100-Meter Premium philosophy is well underway even before starting the engine.

.....fig. 03



THE DEEPEST BOND IN THE SHORTEST DISTANCE.

At the heart of the 100-Meter Promise is the idea that the driver should find perfect harmony with the car in the shortest possible distance. Our engineers finely tuned each control to behave in accordance with the driver's expectations. Both the accelerator pedal and steering wheel feel unprecedentedly linear and natural. Smooth transitions in g-forces were dialed into the braking system as well—making the Mazda6's controllability simply exceptional. The writers at automobilemag.com noticed, saying "...Mazda engineers paid careful attention to the driver's relationship with his surroundings."* Engine sounds even deliver helpful feedback to make any driver a better driver. In no time at all, you and the Mazda6 will be performing as one.




fig. 04

/ THE WHEEL REINVENTED /

When it comes to wheel design, the more flashy and dynamic, the less likely it is to perform. This was unacceptable to our engineers. When designing the Mazda6, Mazda pushed boundaries to create a near-perfect wheel. In the end, over 20 designs were tested—and rejected. The end result is a wheel that looks beautiful while also being strong and light.

SKYACTIV[®] TECHNOLOGY

SOARING IDEAS. EARTHLY APPLICATIONS.

It began with a belief that the potential of the modern automobile had not been fully realized. So, we challenged the status quo to bring efficiency and performance together in the same vehicle. The SKYACTIV-G engine only tells part of the story. It delivers abundant power—but also works in concert with other SKYACTIV TECHNOLOGY to enhance the overall driving experience. Our obsession with every component reduced the Mazda6's total weight by almost 100 lb—resulting in stronger acceleration, livelier handling and a more relaxed ride. With up to an EPA-estimated 40 highway MPG*, you'll have long stretches of driving joy before you need to leave the driver's seat.

MazdaUSA.com/skyactiv

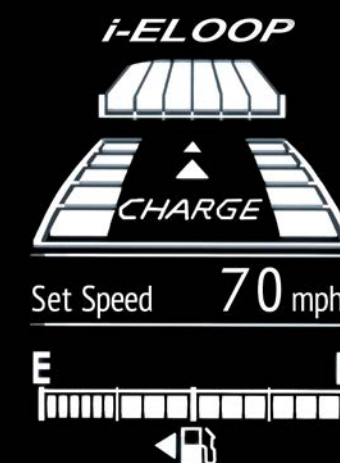
1



/ SKYACTIV-G /

By reimagining the gasoline engine with a lofty compression ratio of 13:1, increased power no longer requires fuel-consuming engine displacement. You get best-in-class EPA-estimated 40 highway MPG on Grand Touring models equipped with the Technology Package.* More powerful than the Toyota Camry and Nissan Altima 4-cylinder models, this 184-horsepower gasoline engine also adds an advanced balance shaft that helps to reduce noise and vibration.

2




/ i-ELOOP* EVEN A SLOW-DOWN KEEPS YOU IN MOTION /

The Mazda6 is equipped with i-ELOOP—a regenerative engine braking system that stores energy with a highly efficient capacitor that activates when you lift your foot off the accelerator. i-ELOOP converts the car's inertia into electricity, preserving fuel that would normally be wasted charging the battery. The result is an improvement in fuel economy of up to 5 percent.†

*Based on EPA estimates for 2015 Mazda6 Grand Touring models with automatic transmission and Technology Package 28 city/40 highway MPG. Actual results will vary. SOURCE: Preliminary 2014 Fuel Economy Guide, October 23, 2013 (www.fueleconomy.gov). †Actual results will vary based on driving conditions.

*Based on EPA estimates for 2015 Mazda6 Grand Touring models with automatic transmission and Technology Package 28 city/40 highway MPG. Actual results will vary.



3A



/ SKYACTIV-MT /

This six-speed manual transmission has a short shift throw inspired by the legendary MX-5 Miata. It's also smaller, lighter and stronger than any we've built before.

3B



/ SKYACTIV-DRIVE /

Our engineers created a new kind of precise, high-performance automatic transmission that combines the direct feel of a manual with the silky smoothness of an automatic. It's instantly responsive, yet delivers 7 percent more efficiency than our previous automatic transmission. According to *Motor Trend*, "This transmission alone is a major reason to buy the Mazda6 over a new Honda Accord or Nissan Altima..."¹

4



/ SKYACTIV-BODY /

Mazda was the first auto manufacturer to use ultra-high tensile-strength steel in a production vehicle. The SKYACTIV-Body in the Mazda6 continues to incorporate this light-but-strong steel in critical areas to help it be lighter than normal, yet stiffer and stronger.

5



/ SKYACTIV-CHASSIS /

Engineered together with the SKYACTIV-Body to work in perfect harmony, the steering and suspension systems achieve two seemingly contradictory goals at once: to be nimble at low speeds, yet stable at high speeds. We also engineered them to be light, allowing for a more direct and agile feel.

¹Motor Trend, October 2012.

WE GO RACING. ONCE AGAIN, YOU'RE THE WINNER.

In 1991, Mazda made automotive history as the first Asian automaker to win the 24 Hours of Le Mans. This stunning upset was accomplished with our very own rotary engine, which was immediately banned from the series for being a threat to the racing establishment. We changed the game once again by taking our full scope of SKYACTIV TECHNOLOGY to the 2013 Rolex 24 at Daytona—a race for which we can already boast 23 Mazda-powered class wins. This time we capitalized on the SKYACTIV-D Clean Diesel's amazing fuel efficiency and asphalt-ripping torque. But our goal remains the same: to develop the SKYACTIV-D into an undefeatable powerplant both on the track and off. So put the rule-writers on speed dial—the playing field just became uneven again.



/ YES, A RACING DIESEL /

Powering Mazda race cars in the world's greatest endurance events, SKYACTIV-D 2.2-liter diesel racing engines share over 60 percent of their parts with our street-legal versions. Everything about this powerplant is engineered to deliver outstanding performance, fuel efficiency and reliability for both the track and street.





HARMONY HAS NEVER BEEN SO INVIGORATING.

To drive the Mazda6 is to feel the car move as if it were a part of your body. Steering feel is characterized by feedback that helps the car turn in a smooth, intuitive motion—never upsetting the delicate relationship of g-forces. This makes it much easier to achieve balance at high speeds and puts significantly less strain on the driver. Some of the credit goes to Electric Power Assist Steering. With a quick steering ratio, it offers a brisk response that allows the driver to enjoy both twisty roads and challenging urban conditions. Only a car wired to your brain could be more intuitive.

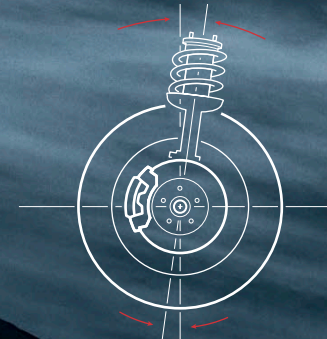


fig. 05.....

/ HANDLE WITH CARE /

Our engineers could have left the Mazda6's suspension geometry the same, but this car was born from obsession. We discovered that moving the suspension mounting points just 45mm higher (under 2 inches) would help to reduce impact shock and maintain stellar vibration damping. Squat and dive are reduced as well, so more tire surface remains firmly planted on the road.

AS HUMAN AS TECHNOLOGY GETS.

Nothing less than the next generation of tech made it into this latest generation of the Mazda6. We aimed to rewrite the rules on how driver and car should interact. The number of new features might be described as overwhelming if it didn't make driving so effortlessly engaging. From an available Bose® Centerpoint® 2 Surround Sound System to integrated Pandora® control, every street you travel will be an easy one. Convenient standard features include a USB audio input port, remote keyless entry and Push Button Start. But that's just the beginning of the available technology in the Mazda6.



/ BLUETOOTH® HANDS-FREE PHONE AND AUDIO STREAMING /
With voice commands, making and receiving calls is as easy as pushing a button and saying hello. And the Bluetooth wireless capability helps you stay entertained with streaming audio from your compatible mobile device.



/ MAZDA NAVIGATION SYSTEM /
Our convenient available factory-integrated navigation system offers the advanced features of TomTom's* navigation devices, including voice commands, advanced lane guidance and real-time traffic updates.

PANDORA®

/ PANDORA® INTEGRATION /
Experience music on your terms with up to 100 unique "stations" through Pandora, all seamlessly streaming through your wireless Bluetooth-enabled and Internet-connected device, and controlled through any of the Mazda6's built-in audio controls.

HD Radio®

/ HD RADIO /
With subscription-free HD Radio, you get cleaner, crisper sound from a digital signal that offers multiple options for some of your favorite AM and FM stations.



/ SMS TEXT MESSAGE AUDIO DELIVERY AND REPLY /
When a text comes in while you're driving, you can stay focused on the road ahead. Enjoy fully integrated text display and audible readout, and the ability to reply by choosing from a number of preset, standardized return messages.



/ REARVIEW CAMERA† /
This helpful system on the Sport with automatic transmission, Touring and Grand Touring models offers increased visibility of objects behind you, and it's automatically activated whenever the Mazda6 is shifted into reverse.

*TomTom and the TomTom logo are registered trademarks of TomTom International B.V. All rights reserved.
†Rearview camera does not provide a comprehensive view of the entire rear area of this vehicle. Always check surroundings.

/ TAKE COMMAND /

Thanks to Mazda's multi-function Commander control on the center console, operation of nearly all of the functions displayed on the available 5.8-inch full-color touch-screen display, such as audio, navigation and hands-free telephone, are positioned close at hand so you can better concentrate on the drive. The intuitive rotary, push and tilt operations of the Commander control, as well as the buttons around it, enable smooth and easy operation.



EVEN THE SOUND SYSTEM IS PERFORMANCE-ORIENTED.

The Mazda6 offers an available Bose® Centerpoint® 2, 11-speaker premium audio system. Centerpoint 2 enables listeners to enjoy a surround sound experience from nearly any stereo source, such as CDs, MP3 devices and radio broadcasts, including available SiriusXM Satellite Radio.* It has been specifically engineered to meet the unique demands of reproducing surround sound in a vehicle. Unlike conventional synthesized surround sound systems that compare left and right channel information to create a virtual surround experience, Centerpoint 2 technology uses frequency content in addition to the stereo information to create a more lifelike surround experience. Get ready to hear music that matches the emotions you'll feel while driving.



/ SOUND TUNE-UP /

Even in a car as quiet as the Mazda6, unwanted ambient noise can interfere with your enjoyment of music. Bose® AudioPilot® noise compensation technology constantly detects and distinguishes between music and unwanted ambient noise via an in-cabin microphone. Then proprietary digital signal processing tuned specifically for the Mazda6 automatically adjusts your music for optimal listening.

*Not equipped for XM Radio reception. SiriusXM Satellite Radio reception requires a subscription and Mazda satellite radio. See full disclaimer in Specifications.



/ THE HOLE TRUTH /

By making seat perforations moderately large and the distances between them small, our engineers created upholstery that's not only soft and breathable, but absorbs road noise for an enhanced audio listening environment.

BECAUSE THE PILOT DESERVES FIRST CLASS.

Everything about the Mazda6 is a testament to meticulous craftsmanship, from its available leather-trimmed sport seats—including an available 8-way power-adjustable driver's seat with available memory system—to instruments and controls trimmed with satin chrome. The contrast of the available Almond leather against the black keynote color emphasizes the sense of speed evoked by the shapes of the seats and door trim. And, both the steering wheel and shift knob are covered with leather from the finest craftsmen in Japan.

Design-wise, the Mazda6's clever A-pillar helps make getting in and out of the car easy. A new lightweight seat structure increases the overall rigidity and comfort of the front seats. The width of the slope face of the armrest has been enlarged to provide a stable place to rest your arm. Even the sound of the engine is designed to be pleasing, with a harmonic tuning that won't tire the long-distance driver.

MATERIAL EVIDENCE OF CRAFTSMANSHIP.

The shape, look and feel of each part blends together organically, heightening the overall look and feel of quality. Specifically crafted for the interior of the Mazda6, this unique, rich Bordeaux trim is comprised of a thin layer of aluminum flakes beneath layers of gloss for clarity and depth in typical light, and a striking metallic glint in bright light. Our design team paid close attention to the contrast between high-grade hard and soft materials throughout the cabin for surfaces that just beg to be touched. This level of detail led autoblog.com to call it, "...The most handsome in the segment by far..."*

REAR PASSENGERS NEVER TAKE A BACK SEAT.

Even in a driver's car, special attention was paid to the comfort of occupants in the rear. For starters, the Mazda6 offers more rear legroom than the Nissan Altima and Honda Accord, so passengers experience a ride that's spacious and comfortable. And even more conveniences await, from rear climate control vents and one-liter bottle holders, to scalloped front seatbacks for more rear knee room. We even increased the space between the front seat mounts, making it easier for those in the back to slide their feet in. Getting out of the Mazda6 is easier too, thanks to generous passenger head clearance and a wider armrest in the rear seat that accommodates elbows in comfort.

/ NICE THREADS /

The thread for the dual stitching on the available leather-trimmed seats is thick and has a vibrant red color, giving a sense of refinement and sportiness.

**"...THE MAZDA6
IS FLAT-OUT AMAZING."**

Road & Track, September 2013



CAR OF THE YEAR



AN EYE FOR DESIGN. AND SAFETY.

KODO-design headlights play an important role both in the new Mazda style language and as a safety feature. Grand Touring models feature a similar headlight design as the one on the TAKERI concept—a design that incorporates light-emitting diodes (LEDs) and a light-guiding ring. A straight line of LED-generated light in each headlight forms a visual extension of the signature “wing” on the front bumper. When the headlights are on, the combination of the ring and straight line forms a simple but instantly recognizable signal of the Mazda6’s identity. But the brilliant KODO headlights are more than just for show. The design serves as an eye-catching daytime running light to other motorists, while available High Beam Control and Bi-Xenon headlights help to give you more confidence behind the wheel.

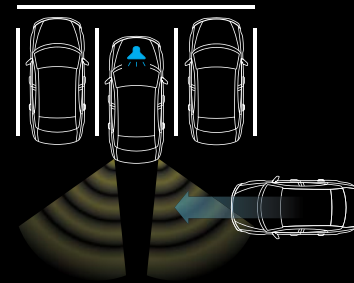
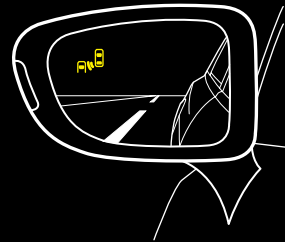


/ BENDING LIGHT /

Standard on Grand Touring models, Bi-Xenon headlights with an Adaptive Front-lighting System automatically adjust the angle of the vehicle's headlights according to the steering angle and vehicle speed. When cornering or approaching intersections at night, the beam of the headlights illuminates the path the car will actually follow, thereby enhancing driver safety.

THE DARING WAY TO LIVE CAUTIOUSLY.

Mazda's i-ACTIVSENSE is a thoroughly original way to think about safety technology. This philosophy is all about making each driver a better one by providing all the information needed to make wise decisions. i-ACTIVSENSE is an active safety approach that senses what the driver cannot easily anticipate. These systems in select Mazda6 models aid the driver in recognizing hazards, while helping to avoid collisions or reduce the severity when they simply cannot be avoided. Extending the sensory awareness of the person behind the wheel provides peace of mind and an enjoyable drive.



/ BLIND SPOT MONITORING* /

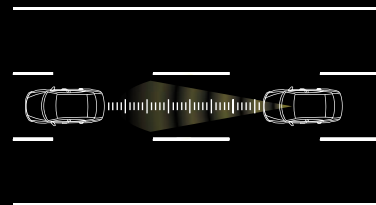
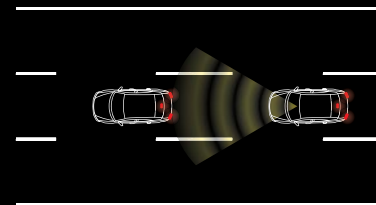
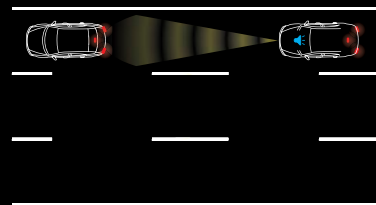
When the Mazda6 is in motion, radar sensors detect objects in your left or right blind spots. If you signal a lane change while an object is there, a light in your corresponding side mirror blinks and a warning chime sounds.

/ REAR CROSS TRAFFIC ALERT* /

When backing out, this system detects a vehicle approaching from the side and promptly alerts the driver with both an audible and visual warning in both the side mirror and 5.8-inch touch-screen display.

/ SIX STANDARD AIR BAGS** /

Advanced dual front air bags with driver's seat-position and passenger-weight sensors are standard on all Mazda6 models—as are dual front side airbags and dual side-impact air curtains with coverage for both front and rear passengers.



/ FORWARD OBSTRUCTION WARNING† /

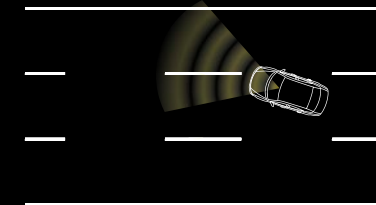
This system detects slower or stopped vehicles in front of the Mazda6 and gives an alert early enough for the driver to brake or take evasive action, helping to reduce the risk of a potential collision.

/ SMART CITY BRAKE SUPPORT‡ /

When traveling at speeds between 2.5 and 19 mph, this intuitive system detects objects ahead and prepares the vehicle by adjusting the brake pads closer to the disc. If no driver action is taken, the system automatically applies the brakes.

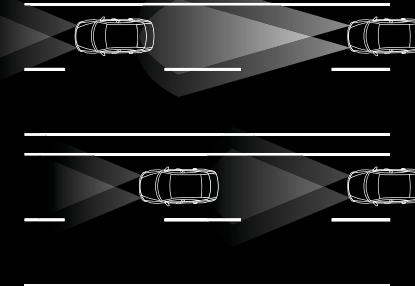
/ MAZDA RADAR CRUISE CONTROL** /

This system judges the relative speed and distance to the car ahead, and works within a set speed range to maintain a safe following distance, thus making highway drives less strenuous.



/ LANE DEPARTURE WARNING SYSTEM** /

This system gives audible and visual warnings when drivers are about to unintentionally depart from their lane at a speed of 44 mph or higher.



/ HIGH BEAM CONTROL /

High Beam Control helps the driver see better at night by maximizing opportunities to use the high beams. The system automatically switches to low beams when it detects oncoming traffic and/or a vehicle ahead.

*Always check your mirrors. Be aware of the traffic around you. †Forward Obstruction Warning is not a substitute for safe and attentive driving. There are limitations to the range and detection of the system. Please see your owner's manual for further details. ‡Smart City Brake Support operates under certain low-speed conditions. It is not a substitute for safe and attentive driving. Factors including movement and shape of the object in front of the vehicle, weather and road conditions can all impact automatic stopping. **Mazda Radar Cruise Control is not a substitute for safe and attentive driving. There are limitations to the range and detection of the system. Please see your owner's manual for further details. ††Always wear your seat belt and secure children in the rear seat in appropriate child restraints. ††Lane Departure Warning System is not a substitute for safe and attentive driving. There are limitations to the range and detection of the system. Please see your owner's manual for further details.

MAZDA6 WHEELS



17-inch Alloy



19-inch Alloy



19-inch Alloy with
Platinum Silver Finish

MAZDA6 COLORS



Soul Red Metallic*



Meteor Gray Mica



Jet Black Mica




Liquid Silver Metallic



Blue Reflex Mica



Snowflake White Pearl Mica*



Deep Crystal Blue Mica

*Extra cost option.

MAZDA6 SPECIFICATIONS & CAPACITIES

ENGINE	
Engine size and type	2.5L DOHC 16-valve 4-cylinder with variable valve timing
Horsepower, SAE net	184 @ 5,700 rpm
Torque, SAE net (lb-ft)	185 @ 3,250 rpm
Redline	6,500 rpm
Compression ratio	13.0:1
Fuel Injection	Direct fuel injection
Fuel	Regular unleaded gasoline
EPA-estimated fuel economy (MPG, city/hwy)	
Manual	25/37*
Automatic	26/38† (28/40+ with Technology Package)
Curb weight (lb):	
Manual	3,183
Automatic	3,232

EXTERIOR DIMENSIONS	
Wheelbase/overall length (in)	111.4/191.5
Overall width/overall height (in)	72.4/57.1
Track, front/rear (in)	62.4/62.0 (with 17" wheels)
Track, front/rear (in)	62.8/62.4 (with 19" wheels)
Turning circle, curb-to-curb (ft)	36.7

INTERIOR DIMENSIONS	
Headroom, front/rear (in)	38.4/37.1
Headroom, front/rear with moonroof (in)	37.4/37.1
Legroom, front/rear (in)	42.2/38.7
Shoulder room, front/rear (in)	57.1/55.5
Hip room, front/rear (in)	56.1/56.1

CAPACITIES	
EPA passenger volume (cu ft)	99.7
EPA cargo volume (cu ft)	14.8
Fuel capacity (U.S. gallons)	16.4

MAZDA6 ENGINE & MECHANICAL

	Sport	Touring	Grand Touring
ENGINE & TRANSMISSION			
SKYACTIV-G 2.5L DOHC 16-valve 4-cylinder engine	●	●	●
SKYACTIV-MT 6-speed manual overdrive transmission	●	●	
SKYACTIV-Drive 6-speed Sport automatic transmission	○	○	●
Sport Mode			○
SUSPENSION & BRAKES			
MacPherson strut front suspension with stabilizer bar	●	●	●
E-type multilink rear suspension with stabilizer bar	●	●	●
Engine-speed-sensing variable Electric Power Assist Steering	●	●	●
Power-assisted 4-wheel disc brakes	●	●	●
Anti-lock Brake System with Electronic Brakeforce Distribution	●	●	●
Dynamic Stability Control**	●	●	●
Traction Control System	●	●	●

TIRES & WHEELS	
17-inch alloy wheels with P225/55 R17 all-season tires	●
19-inch alloy wheels with P225/45 R19 all-season tires	●
19-inch alloy wheels with Platinum Silver finish and P225/45 R19 all-season tires	●

KEY: Standard = ● Optional = ○


MAZDA6 MODELS



Mazda6 Sport

Includes the following features:

- 184-hp 2.5L SKYACTIV-G DOHC 16-valve 4-cylinder engine with VVT
- Standard SKYACTIV-MT 6-speed manual transmission, available SKYACTIV-Drive 6-speed Sport automatic transmission
- Halogen headlights with auto off
- Halogen daytime running lights
- Variable-intermittent windshield wipers
- Dual power side mirrors with integrated turn signal indicators
- 17-inch alloy wheels
- Air conditioning with pollen filter
- Power windows with one-touch down/up feature on all windows
- Power door locks
- Cruise control
- 6-way manually adjustable driver's seat with manual lumbar support
- Remote keyless entry
- Push Button Start
- Tilt and telescopic steering column
- 60/40 split fold-down rear seatback
- AM/FM/CD/MP3-compatible audio system with 6 speakers
- Auxiliary-audio input jack and USB audio input port
- Steering-wheel-mounted audio and cruise controls
- Advanced front air bags, front side-impact air bags and side-impact air curtains††
- Dynamic Stability Control (DSC)** and Traction Control System (TCS)
- Available Sport with Automatic Transmission includes Bluetooth hands-free phone and audio streaming, 5.8" full-color touch-screen display, rearview camera,†† HD Radio, Pandora® integration, SMS text message audio delivery and reply, E911 automatic emergency notification and audio menu voice-command



Mazda6 Touring

Includes the following features in addition to or in place of Mazda6 Sport:


- Dual-zone automatic climate control
- 19-inch alloy wheels
- Mazda Advanced Keyless Entry System
- 6-way power-adjustable driver's seat
- Bluetooth hands-free phone and audio streaming
- 5.8-inch full-color touch-screen display
- HD Radio
- Pandora® integration
- SMS text message audio delivery and reply
- E911 automatic emergency notification
- Audio menu voice-command
- Rearview camera††
- Multi-function Commander control
- Center console sliding armrest
- Rear seat heat and A/C vents
- Leatherette-trimmed seats
- Illuminated driver and front-passenger vanity mirrors
- Blind Spot Monitoring***
- Rear Cross Traffic Alert***
- Available Moonroof Package includes power sliding-glass moonroof, Bose® Centerpoint® 2 Surround Sound audio system with 11 speakers and SiriusXM Satellite Radio with 4-month trial subscription to the SiriusXM All-Access package†††
- Available Technology Package includes power sliding-glass moonroof, Mazda navigation system, Bose® Centerpoint® 2 Surround Sound audio system with 11 speakers, SiriusXM Satellite Radio with 4-month trial subscription to the SiriusXM All-Access package,††† Smart City Brake Support,††† auto on/off headlights, rain-sensing windshield wipers, auto-dimming rearview mirror with Homelink®, auto-dimming driver's-side mirror and heated side mirrors

Mazda6 Grand Touring

Includes the following features in addition to or in place of Mazda6 Touring:

- Standard SKYACTIV-Drive 6-speed Sport automatic transmission
- Power sliding-glass moonroof
- 19" alloy wheels with Platinum Silver finish
- Rear lip spoiler
- Rain-sensing windshield wipers
- Bi-Xenon headlights with Adaptive Front-lighting System
- Fog lights
- Heated side mirrors
- LED daytime running lights
- Auto on/off headlights
- Auto-dimming driver's-side mirror
- Steering-wheel-mounted paddle shifters
- Navigation system with real-time traffic updates
- Heated front seats
- Leather-trimmed seats
- 8-way power-adjustable driver's seat with power lumbar adjustment and memory settings
- 4-way power-adjustable passenger's seat
- Bose® Centerpoint® 2 Surround Sound audio system with 11 speakers
- SiriusXM Satellite Radio with 4-month trial subscription to the SiriusXM All-Access package†††
- Smart City Brake Support†††
- Available Technology Package includes i-ELOOP regenerative engine braking system, Mazda Radar Cruise Control,**** Forward Obstruction Warning,†††† Lane Departure Warning System,†††† High Beam Control, Sport mode and active grille shutters

MAZDA6 UPHOLSTERY



*Based on EPA estimates for 2015 Mazda6 models with manual transmission 25 city/37 highway MPG. Actual results will vary. †Based on EPA estimates for 2015 Mazda6 models with automatic transmission 26 city/38 highway MPG. Actual results will vary. ‡Based on EPA estimates for 2015 Mazda6 models with automatic transmission and Technology Package 28 city/40 highway MPG. Actual results will vary. **Dynamic Stability Control (DSC) is an electronic system designed to help the driver maintain control under adverse conditions. It is not a substitute for safe driving practices. Factors including speed, road conditions and driver steering input can all affect whether DSC will be effective in preventing loss of control. Please see your owner's manual for further details. ††Always wear your seat belt and secure children in the rear seats in appropriate child restraints. †††Rearview camera does not provide a comprehensive view of the entire rear area of this vehicle. Always check your surroundings. ††††Always check your mirrors. Be aware of the traffic around you. †††††SiriusXM Satellite Radio reception requires a subscription and Mazda satellite radio. Subscriptions to SiriusXM services are sold by SiriusXM after a 4-month trial subscription to the SiriusXM All-Access package expires and are continuous until you call SiriusXM at 1-866-635-2349 to cancel. See SiriusXM Customer Agreement for complete terms at www.siriusxm.com. Sirius satellite service available only to those at least 18 and older in the 48 contiguous USA, DC and PR. (with coverage limitations). Sirius, XM and all related marks and logos are trademarks of Sirius XM Radio Inc. †††††Smart City Brake Support operates under certain low-speed conditions. It is not a substitute for safe and attentive driving. Factors including movement and shape of the object in front of the vehicle, weather and road conditions can all impact automatic stopping. †††††Mazda Radar Cruise Control is not a substitute for safe and attentive driving. There are limitations to the range and detection of the system. Please see your owner's manual for further details. ††††††Forward Obstruction Warning is not a substitute for safe and attentive driving. There are limitations to the range and detection of the system. Please see your owner's manual for further details. †††††††Lane Departure Warning System is not a substitute for safe and attentive driving. There are limitations to the range and detection of the system. Please see your owner's manual for further details.

MAZDA FULL LINE



EVERY MODEL IN THE MAZDA LINEUP WAS BUILT BY A BUNCH OF CAR-CRAZED CRAFTSMEN. WHO LOVE TO DRIVE. FOR PEOPLE WHO LOVE TO DRIVE. SO FROM THE MAZDA2 TO THE CX-9, A MAZDA IS ALWAYS A MAZDA. BECAUSE IF IT'S NOT WORTH DRIVING, IT'S NOT WORTH BUILDING.®

IT'S YOUR MAZDA—MAKE IT YOUR OWN. Customize your new Mazda6 with Genuine Mazda Accessories. When installed by your Mazda Dealer prior to or at initial vehicle retail delivery, Genuine Mazda Accessories carry the same new-vehicle limited warranty as your new Mazda. Ask your dealer for details.



A Splash Guards. Don't let your journey end with a trip to the paint shop. Protect your Mazda6's finish from rocks and other road debris with our durable front and rear Splash Guards. **B** All-Weather Floor Mats. Fitted perfectly to your Mazda6, these All-Weather Floor Mats guard against water, sand, mud, snow or whatever you drag through the door. **C** Rear Spoiler. Add a sporty, aerodynamic element to your sleek and sophisticated Mazda6. **D** Rear Bumper Guard. Tailored and sleek, our durable stainless steel Rear Bumper Guard not only looks great, but also protects the rear bumper from chips and scratches. **E** Doorsill Trim Plates. Every time you step in or out of your Mazda6, these Doorsill Trim Plates provide added style. **F** Navigation System. Our convenient factory-integrated Navigation System offers the advanced features of TomTom's® navigation devices, including voice commands, advanced lane guidance and real-time traffic updates.

ADDITIONAL ACCESSORIES:

- 3.5 mm Audio Cable
- Ashtray
- Auto-Dimming Rearview Mirror with Compass
- Auto-Dimming Rearview Mirror with Compass and HomeLink®
- Car Cover
- Car Cover Cable Lock
- Cargo Mat
- Cargo Net
- Cargo Tray
- First Aid Kit
- Fog Lights
- License Plate Frames
- Moonroof Wind Deflector
- Paint Protection
 - Door Edge
 - Front Kit
 - Rear Bumper
- Rear Parking Sensors
- Remote Engine Start
- Roadside Assistance Kit
- Side Window Deflectors
- Touch-Up Paint
- Wheel Locks
- Windshield Sunscreen



FINANCING WITHOUT THE FUSS.

Whether you're buying or leasing a new Mazda, Certified Pre-Owned Mazda or a used vehicle, Mazda Capital Services* can help make the financing process more convenient and satisfying. One of the largest auto lenders in America, Mazda Capital Services is known for first-class customer service, a wide range of financing options and highly competitive rates.

To find out which purchase or lease plan is right for you, talk with your Mazda Dealer, or visit MazdaUSA.com.

*The tradename "Mazda Capital Services" as well as the Mazda and Mazda Capital Services logos, are owned by Mazda Motor Corporation or its affiliates and are licensed to JPMorgan Chase Bank, N.A. ("Chase"). Retail/loan and lease accounts are owned by Chase.

WE'RE COMMITTED TO OUR DRIVERS.

Every new 2015 Mazda6 is protected by:

- > A 3-year/36,000-mile† "bumper-to-bumper" limited warranty
- > A 3-year/36,000-mile† 24/7 Emergency Roadside Assistance Program
- > A 5-year/60,000-mile† limited powertrain warranty
- > A 5-year/unlimited-mileage warranty against body rust-through

For details, please see your Mazda Dealer, visit MazdaUSA.com, or call toll-free (800) 639-1000.

†Whichever comes first.



MazdaUSA.com
facebook.com/mazda

©2014 Mazda Motor of America, Inc. • 7755 Irvine Center Drive, Irvine, CA 92618 • (800) 639-1000 • Correct at time of printing. Printed in U.S.A. 1/14 (150K) • Part No. 9999-92-M6-15

TomTom and the TomTom logo are registered trademarks of TomTom International B.V. All rights reserved. SKYACTIV is a registered trademark of Mazda Motor Corporation. Bluetooth is a registered trademark of Bluetooth SIG, Inc.

PRODUCT CHANGES AND OPTIONS AVAILABILITY: Following publication of this brochure, certain changes in standard equipment, options, prices and the like or product delays may have occurred which would not be included in these pages. Your Mazda Dealer is your best source for up-to-date information. Mazda reserves the right to change product specifications at any time without incurring obligations. Options shown or described in this brochure are available at extra cost and may be offered only in combination with other options or subject to additional ordering requirements or limitations.

—
**THIS IS THE 2015 MAZDA6.
WHAT DO YOU DRIVE?**

zoom-zoom

