


# MAZDA 6



ZOOM-ZOOM

## IMAGINATION DRIVES US



Imagination is the world's most valuable resource. It's our window to the future, because if we can imagine it, we can create it. Mazda is built on a foundation of imagination and ingenuity. It's the fuel behind all we create and achieve. It has given us Skyactiv Technology, 'Kodo — Soul of Motion' design and countless successes that once existed only in someone's imagination. These pages show how imagination is an integral part of our innovative cars.

## CONTENTS



04	INTRODUCTION
06	EXTERIOR
08	INTERIOR
10	PERFORMANCE
12	SKYACTIV
14	CONNECTIVITY
16	FEATURED INNOVATION
18	CAPACITY
20	SAFETY
22	i-ACTIVSENSE
24	MODELS
32	SPECIFICATIONS
38	CONFIDENCE
39	COLOUR & TRIM



Atenza Sedan in Soul Red Crystal Metallic.

## EXPERIENCE SOME QUALITY TIME

Both inside and out, Mazda6 elevates quality and sophistication to an even higher level. Command the road with a Skyactiv-G 2.5T turbocharged petrol engine and 19-inch alloy wheels, both available on Atenza grade. Inside, you'll enjoy nappa leather<sup>#</sup> seats, real wood and Ultrasuede<sup>®</sup> trim on Atenza grade and the latest safety and connectivity across the range. It all comes together to create a car you'll want to spend some quality time in.

<sup>#</sup> Leather interior includes some Maztex material on selected high-impact surfaces.




Atenza Sedan in Soul Red Crystal Metallic.

## STRIKING FROM ANY ANGLE

'Mature Elegance' was the theme our designers explored when developing Mazda6. Drawing on Mazda's signature Kodo 'Soul of Motion' design philosophy, key exterior elements of the vehicle have been reworked and reimagined to deliver dynamic, dignified beauty.

From the sleek side profile to the LED headlamps, everything is designed to work in harmony, creating a sense of powerful motion that flows from the front to the rear.



6 Atenza Wagon in Soul Red Crystal Metallic.



魂動

KODO : SOUL of MOTION



## SUPERIOR QUALITY

Once you're immersed in the cabin, you'll quickly notice the elegant atmosphere created by quality finishes. In Atenza grade, the ventilated front seats, covered in beautiful nappa leather<sup>#</sup>, deliver a new level of luxury. While the sense of a truly connected drive is further enhanced by the stylish dash that envelops the driver. Through smart technology like MZD Connect, granting access to your device's functionality via a full-colour screen, you'll feel even further connected to the drive and the world around you.

<sup>#</sup> Leather interior includes some Maztex material on selected high-impact surfaces.



## A STIRRING PERFORMANCE

Mazda6 has been finely tuned to offer you a performance that's electrifying as well as economical.

Choose from a 2.5L Skyactiv-G petrol engine and a 2.5L Skyactiv-G turbocharged petrol engine and enjoy up to a massive 420Nm of torque.

Agile handling is delivered through a newly designed suspension system that elevates the quality of the ride.

Mazda6 also features i-ELOOP, which harvests braking energy to a capacitor, then reuses it to power on-board electrical systems and reduce fuel consumption. i-ELOOP is available on Skyactiv-G 2.5L petrol engines.

## FOR THE THRILL OF THE DRIVE

At Mazda we believe every one of our vehicles must offer the driver pure Zoom-Zoom; a driving experience that excites. But we also understand our deep responsibility to the environment. These two commitments led us to develop the breakthrough Skyactiv Technology. Mazda6 features Skyactiv-Vehicle Dynamics, a series of technologies that integrates control of the engine, transmission, chassis and body to enhance a sense of oneness between car and driver that we call Jinba Ittai. This system includes technology like i-stop, which preserves fuel by turning off the engine when you come to a stop. It also features further refinements, like a turbocharged petrol option and flattening the underbody to enhance aerodynamics. All of this has been done with efficiency and the thrill of the drive in mind.

\*Combined fuel consumption figures are based on ADR 81/02 test results. They are useful in comparing the fuel consumption of different vehicles. They may not be the fuel consumption achieved in practice. This will depend on traffic, road conditions and how the vehicle is driven.




### SKYACTIV-G 2.5T TURBO ENGINE

The first turbocharged engine to join the Skyactiv-G series, the Skyactiv-G 2.5T delivers both outstanding low and mid-range torque, with excellent fuel economy. The Dynamic Pressure Turbo system controls exhaust pulses to produce a huge 420Nm of torque and 170kW of power. Meanwhile the Cooled Exhaust Gas Recirculation (EGR) cycles cooled exhaust gas back into the air intake system, lowering the engine's fuel consumption and improving economy.



### SKYACTIV-G 2.5L PETROL ENGINE

An advanced internal combustion engine achieves more performance from less fuel. Direct injection with a precise multi-hole system minimises fuel use. A unique piston design, featuring cylinder deactivation, allows for more effective fuel combustion – boosting power, lowering emissions and reducing fuel consumption when driving at constant speeds between 40-80km/h. Major reduction of internal friction liberates extra power, while a free-breathing 4-2-1 exhaust layout enhances efficiency and response. The 2.5 litre 4-cylinder engine delivers a potent 140kW of power and 252Nm of torque, using only 7.0 litres of fuel every 100km.\*



### i-ELOOP

Mazda6 integrates our world-first energy regeneration system, i-ELOOP. As you decelerate, it harvests braking energy to a capacitor. This energy then powers electrical systems such as climate control, audio, headlamps and engine management, cutting fuel use in everyday traffic conditions when combined with i-stop. A capacitor allows much more efficient charging and discharging than conventional battery-based systems – full charge is attainable in under 10 seconds. Our clever i-stop system boosts fuel savings, by switching the engine off when you come to a stop. It then positions the engine perfectly for quick, seamless restarting.



### SKYACTIV-DRIVE AUTOMATIC TRANSMISSION

We've combined the best attributes of conventional automatic, continuously variable and dual clutch transmissions. The transmission locks up to couple directly with the engine over a wider spectrum than other automatics, delivering a more direct, manual-like power delivery and driving feel. Shifts are swift, accurate and smooth across the six speeds.



### SKYACTIV-CHASSIS

Every component has been designed to create an unrivalled sense of 'oneness' between car and driver. For agile handling with great ride comfort, the chassis combines firm bushings and closely optimised geometry. A highly rigid front suspension cross member combines with high-ratio electric power assist steering to quicken handling. Both front and rear cross members improve stiffness and lower weight, thanks to an innovative welding method.

## STAY CONNECTED TO YOUR JOURNEY

Mazda6 not only enhances your driving world, but your world beyond it. MZD Connect brings you DAB+ digital radio and access to online content including social media, music, podcasts and more, simply by linking your compatible smartphone<sup>§</sup>. It can even read texts and emails aloud. Everything is centralised on a touch screen positioned so your attention remains on the road! The rotary multi-function commander puts all function control right at hand. Menu choice, audio and navigation can even be driven by voice command, so even when the drive takes you away, you're never out of touch.

<sup>§</sup> Please check the compatibility of your Bluetooth® device (particularly your mobile phone) with the specific Mazda vehicle you intend to purchase as not all devices operate correctly. Visit [www.mazda.com.au/Bluetooth](http://www.mazda.com.au/Bluetooth) or consult your Mazda Dealer for further information.  
<sup>†</sup> Driver-assistance features do not replace the driver's judgement and are not to be used in place of skilled and safe driving practices. It is the driver's sole responsibility to monitor vehicle surroundings and conditions and comply with all applicable laws at all times.



### EASY TO FOLLOW

Satellite navigation is clearly displayed on an 8-inch colour touch screen, which features spoken street names and advanced lane guidance.



### COMFORTABLY IN COMMAND

Controlling menus and functions is intuitively easy with the rotary multi-function commander.



### SMART CONNECTIVITY

Connect our compatible smartphone to your MZD Connect system and you now have access to Apple® CarPlay and Android Auto®. All your contacts, apps and more are now available at the push of a button<sup>§</sup>.





## TECHNOLOGY THAT INSPIRES

Mazda6's latest technology is not only designed to keep you safe, it's designed to inspire. The Active Driving Display allows you to focus on the road ahead,<sup>†</sup> by projecting important data like current speed, navigation cues and traffic signage directly onto the windshield. In the Atenza model, a seven-inch TFT LCD display sits within the centre meter, making access to driving information effortless. All models also give you the convenience of hands-free phone operation, music streaming via Bluetooth® and handy USB ports.

† Driver-assistance features do not replace the driver's judgement and are not to be used in place of skilled and safe driving practices. It is the driver's sole responsibility to monitor vehicle surroundings and conditions and comply with all applicable laws at all times.



### UPLIFTING AUDIO

With 231 watts of power through 11 speakers, Bose® digital audio delivers sublime music playback from Touring up.



### PLUG AND PLAY

USB ports let you connect to Apple CarPlay® and Android® Auto and play music via compatible devices while also charging them. Auxiliary audio input is also featured.



Atenza in Walnut brown nappa leather.\*



## LOSE YOURSELF IN LUXURY

The spacious Mazda6 accommodates five people in a cabin that embodies quality. Thick padding and wide seat cushions create a comfortable and inviting look that extends throughout the vehicle. An impressive variety of interior colours, wood trim and leathers,\* plus details such as a storage compartment in the rear centre armrest, further continue this theme.

Cargo is carefully considered too. Both sedan and wagon feature 60/40 split-folding rear seats, extending the generous luggage area to accommodate unusually shaped items. The wagon's clever seats unlatch and fold in a fluid move, creating a virtually flat floor.

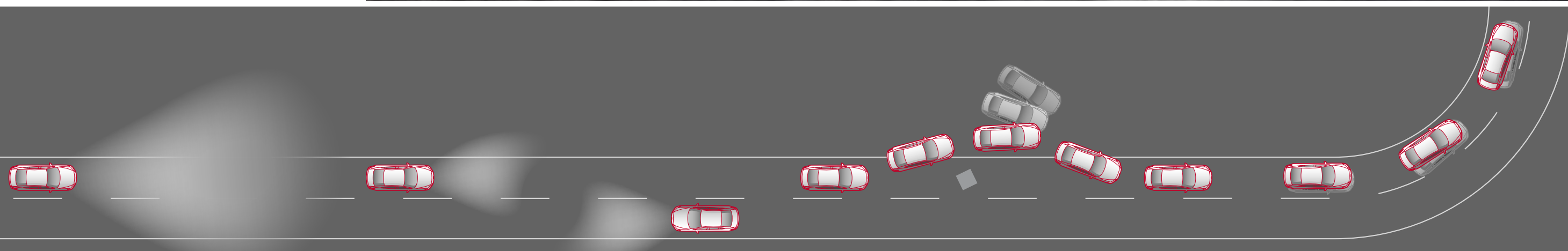
\* Leather interior includes some Maztex material on selected high-impact surfaces.

## SAFETY COMES FIRST

Mazda6 has a number of advanced safety tools at its disposal to help you combat the unexpected! Starting with world-class collision protection, provided by an extremely rigid body and a brace of SRS airbags as standard, along with disc brakes boasting ABS and Electronic Brake-force Distribution (EBD), which optimises braking depending on the load. Emergency Brake Assist (EBA) also boosts stopping power the instant emergency braking is sensed. The advanced Smart City Brake Support (SCBS) can detect vehicles and pedestrians ahead through its forward-sensing camera and help avoid or mitigate unavoidable collisions. If you do brake suddenly, Emergency Stop Signal (ESS) will automatically flash hazard lights to warn following drivers. While Hill Launch Assist (HLA) will keep the brakes applied for a short time when on an incline, giving you time to apply the accelerator and drive off smoothly. This means every drive in Mazda6 isn't just exciting, it's safe.

† Driver-assistance features do not replace the driver's judgement and are not to be used in place of skilled and safe driving practices. It is the driver's sole responsibility to monitor vehicle surroundings and conditions and comply with all applicable laws at all times.

Atenza Wagon in Machine Grey Metallic.



### LIGHT THE WAY

High Beam Control (HBC) detects oncoming and preceding vehicles and automatically switches between high and low beams during night driving. This makes it easier for the driver to recognise hazards and helps avoid dazzling other drivers.

### READY TO REACT

If unexpected hazards appear suddenly, Dynamic Stability Control (DSC) acts instantly, braking the inner rear wheel to offset understeer (or outer front wheel to combat oversteer). The Traction Control System (TCS) also reduces torque to the driven wheels to minimise skidding, allowing you to steer around the hazard and stay in control.

### ENJOY THE RIDE

G-Vectoring Control Plus (GVC Plus) uses precise control of engine torque and brakes to enhance vehicle stability, providing a safe, secure and comfortable ride for all passengers in every driving scenario, particularly when cornering.

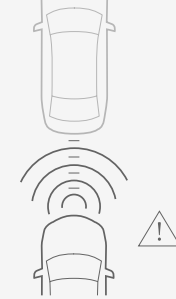
## STAY ONE STEP AHEAD WITH i-ACTIVSENSE

Mazda6 offers a wide range of advanced i-Activsense safety technologies, with Driver Attention Alert (DAA), Smart City Brake Support (SCBS), Blind Spot Monitoring (BSM) and Rear Cross Traffic Alert (RCTA) standard across the range. Adaptive LED headlights have been further enhanced, Mazda Radar Cruise Control (MRCC) can now track the car in front at all speeds and our 360° view monitor has been adopted in Mazda6 for superior visibility. To further assist the driver,<sup>†</sup> Intelligent Speed Assist (ISA) allows you to limit your speed dynamically with the press of a button.

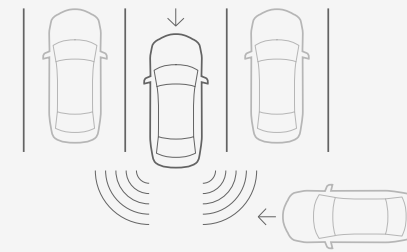
<sup>†</sup> i-Activsense and other safety technologies are driver assist technologies only and should not be used in place of skilled and safe driving practices. It is the driver's sole responsibility to monitor vehicle surroundings and conditions and comply with all applicable laws at all times.



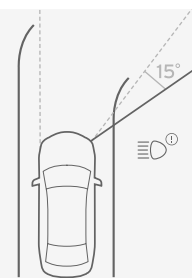
**BLIND SPOT MONITORING (BSM)**  
By scanning external mirrors' blind spots, radars detect any unseen vehicles to help you avoid making hazardous lane changes. An LED icon on the relevant mirror is accompanied by beeping alerts. Standard across the range.



**SMART CITY BRAKE SUPPORT (SCBS)**  
Helps prevent, or lessen, low-speed impacts. Now with pedestrian detection, SCBS monitors the vehicle in front to assess the possibility of a collision at forward speeds of 4-80km/h. If the system detects a high risk of impact, it issues visual and audible warnings and primes the brakes for faster response, should the driver brake. If the driver does not brake, the brakes are applied automatically. SCBS also works in reverse at speeds of 2-8km/h. Standard across the range.




**REAR CROSS TRAFFIC ALERT (RCTA)**  
RCTA assists you when you're reversing from a parking space, warning if a car is approaching from either side of your vehicle. The LED icon on both mirrors is accompanied by a beeping alert. Standard across the range.



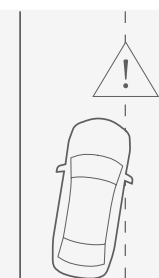
**ADAPTIVE FRONT-LIGHTING SYSTEM (AFS)**  
The powerful LED headlamps swivel up to 15 degrees in the direction you're steering, revealing more of the corner. Available on GT only.



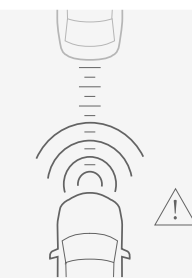
**TRAFFIC SIGN RECOGNITION (TSR)/ INTELLIGENT SPEED ASSIST (ISA)**  
The Traffic Sign Recognition System recognises Stop, No Entry and speed limit signs using the forward-sensing camera while driving. The detected speed limit is shown on the Active Driving Display. If the driver exceeds the speed limit, the traffic sign indication on the display flashes 3 times and a warning sound alerts the driver. Intelligent Speed Assist can also use this information to limit the speed of your vehicle dynamically with the press of a button. Standard across the range.



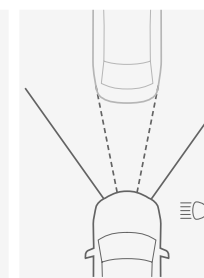
**MAZDA RADAR CRUISE CONTROL (MRCC) WITH STOP & GO FUNCTION**  
MRCC automatically adjusts vehicle speed to maintain a safe distance from the car ahead. It's able to bring the car to a complete stop in traffic and take off again once traffic moves (if the stop is less than 3 seconds). If a complete stop exceeds 3 seconds, the car waits for the driver to initiate acceleration. Standard across the range.



**LANE DEPARTURE WARNING (LDW)/ LANE-KEEP ASSIST SYSTEM (LAS)**  
Using a windscreen-mounted camera to monitor road lane markings, LDW sounds an audible warning if you're about to stray from your lane. LAS will act if it determines the vehicle is going to leave its lane by applying a degree of corrective steering. Standard across the range.



**FORWARD OBSTRUCTION WARNING (FOW)/SMART BRAKE SUPPORT (SBS)**  
Operating at 15-160km/h, the system monitors the distance to vehicles in front and their speed. FOW senses if a collision is likely and prompts you to take evasive action via audible and visual alerts. If SBS senses a high risk of impact, it applies initial pressure to the brakes, enabling faster response should you brake. If you take evasive action, SBS deactivates. If no evasive action is taken, the brakes are applied automatically. Standard across the range.



**ADAPTIVE LED HEADLIGHTS (ALH)**  
Individual control of several LEDs allows precise adjustment of the lighting pattern. The system automatically broadens visibility at low speeds, shapes the high beam to help avoid dazzling other drivers and raises beam height at highway speeds to extend vision area. Standard on Atenza.

# MAZDA 6

## SPORT



Sport Sedan in Sonic Silver Metallic.

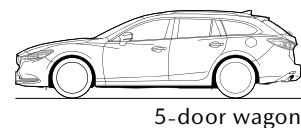
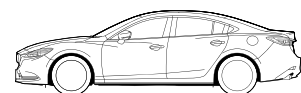
### SPORT FEATURES

- » 17-inch alloy wheels with 225/55 tyres
- » Headlamps (LED)
- » Exterior mirrors with power adjustment, heating and folding function
- » Rear spoiler (Wagon only)
- » Roof rails (Wagon only)
- » Tail-lamps (LED)
- » Wiper (rear) with intermittent function (Wagon only)
- » Wipers (front) 2-speed with rain-sensing function
- » 8-inch full colour touch screen display (MZD Connect)
- » Air-conditioning (dual-zone climate control) with rear vents
- » Apple® CarPlay and Android Auto®
- » Bluetooth® hands-free phone and audio capability<sup>§</sup>
- » Electric parking brake with auto hold
- » Internet radio integration (Stitcher™ and Aha™)
- » Leather wrapped: gear shift knob and steering wheel
- » Multi-function commander control
- » Paddle shift gear control
- » Satellite navigation
- » Seat trim: Black cloth
- » USB charging ports (rear seat armrest)
- » USB-audio input ports (iPod® compatible)
- » Active Driving Display
- » Advanced keyless push-button engine start
- » Blind Spot Monitoring (BSM)†
- » Driver Attention Alert (DAA)†
- » High Beam Control (HBC)†
- » Intelligent Speed Assistance (ISA)†
- » Lane Departure Warning (LDW)†
- » Lane-keep Assist System (LAS)†
- » Mazda Radar Cruise Control (MRCC)† with Stop & Go function
- » Parking sensors (rear)
- » Rear Cross Traffic Alert (RCTA)†
- » Rear-view mirror with auto-dimming function
- » Reverse camera
- » Smart Brake Support (SBS)†
- » Smart City Brake Support [Forward/Reverse] (SCBS F/R)†
- » Traffic Sign Recognition (TSR)†
- » Tyre Pressure Monitoring System (TPMS)†

### POWERTRAIN

#### SKYACTIV-G

- » 2.5 litre in-line 4 cylinder 16 valve DOHC S-VT petrol (Skyactiv-G) engine with i-stop and i-ELOOP
- » Drivetrain: FWD
- » Fuel consumption (combined): 7.0L/100km<sup>‡</sup>
- » Maximum power: 140kW @ 6,000rpm
- » Maximum torque: 252Nm @ 4,000rpm
- » Transmission: 6-speed auto (Skyactiv-Drive)
- » G-Vectoring Control Plus (GVC-Plus)
- » Cylinder Deactivation



<sup>§</sup> Please check the compatibility of your Bluetooth® device (particularly your mobile phone) with the specific Mazda vehicle you intend to purchase as not all devices operate correctly. Visit [www.mazda.com.au/Bluetooth](http://www.mazda.com.au/Bluetooth) or consult your Mazda Dealer for further information.

<sup>†</sup> i-Activsense, other safety technologies and driver-assistance features do not replace the driver's judgement, and should not be used in place of skilled and safe driving practices. It is the driver's sole responsibility to monitor vehicle surroundings and conditions and comply with all applicable laws at all times.

<sup>‡</sup> Combined fuel consumption figures are based on ADR 81/02 test results. They are useful in comparing the fuel consumption of different vehicles. They may not be the fuel consumption achieved in practice. This will depend on traffic, road conditions and how the vehicle is driven.



#### LOOKING SPORTY

17-inch alloy wheels not only look dynamic, they also add to the superb ride and handling of Mazda6.



#### ACCESS YOUR APPS

Connect your compatible smartphone and access Apple® CarPlay and Android Auto®.



#### CONTROL YOUR CLIMATE

Dual-zone climate control lets driver and passenger individually select their perfect temperature.



#### SAFE DISTANCE

Mazda Radar Cruise Control† with Stop & Go function automatically adjusts speed to maintain a safe distance from the car ahead, even in heavy traffic.

# MAZDA 6

## TOURING



Touring Sedan in Blue Reflex Mica.

### TOURING FEATURES

#### ADDITIONAL TO SPORT

- » Daytime running lamps (LED)
- » Exterior mirrors with auto folding function
- » Front seats with: 2-position memory function (driver), 6-way power adjustment (passenger) and 10-way power adjustment (driver)
- » Seat trim: Black leather<sup>†</sup>
- » Premium Bose® 231 watt amplifier and 11 speakers
- » Advanced keyless entry
- » Parking sensors (front)

### POWERTRAIN

#### SKYACTIV-G

- » 2.5 litre in-line 4 cylinder 16 valve DOHC S-VT petrol (Skyactiv-G) engine with i-stop and i-ELOOP
- » Drivetrain: FWD
- » Fuel consumption (combined): 7.0L/100km\*
- » Maximum power: 140kW @ 6,000rpm
- » Maximum torque: 252Nm @ 4,000rpm
- » Transmission: 6-speed auto (Skyactiv-Drive)
- » G-Vectoring Control Plus (GVC-Plus)
- » Cylinder Deactivation



4-door sedan



5-door wagon

# Leather interior includes some Maztex material on selected high-impact surfaces.

\* Combined fuel consumption figures are based on ADR 81/02 test results. They are useful in comparing the fuel consumption of different vehicles. They may not be the fuel consumption achieved in practice. This will depend on traffic, road conditions and how the vehicle is driven.

† i-Activsense, other safety technologies and driver-assistance features do not replace the driver's judgement, and should not be used in place of skilled and safe driving practices. It is the driver's sole responsibility to monitor vehicle surroundings and conditions and comply with all applicable laws at all times.



#### PARK WITH CONFIDENCE

Front and rear sensors sound warnings to make parking much easier, helping you to avoid parking scrapes!



#### EXTRA SENSES

Blind Spot Monitoring (BSM) scans the vehicle's blind spots for approaching vehicles, warning you against dangerous lane changes with an LED icon and beeping alerts!



#### SENSUOUS SURROUNDS

Leather<sup>†</sup> interior offers superb crafting and comfort.



#### PURE MUSIC

Enjoy powerful performance with amazing clarity. Bose® digital sound delivers 231 watts through 11 speakers.

# MAZDA 6

## GT



GT Sedan in Machine Grey Metallic.

### GT FEATURES

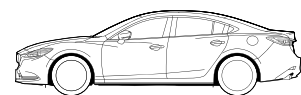
#### ADDITIONAL TO TOURING

- » 19-inch alloy wheels with 225/45 tyres
- » Front and rear seats with: heating function
- » Seat trim: Black or Pure white leather†
- » Adaptive Front-lighting System (AFS)†

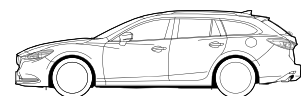
### POWERTRAIN

#### SKYACTIV-G

- » 2.5 litre turbo in-line 4 cylinder 16 valve DOHC S-VT petrol (Skyactiv-G 2.5T) engine with i-stop
- » Drivetrain: FWD
- » Fuel consumption (combined): 7.6L/100km
- » Maximum power: 170kW @ 5,000rpm
- » Maximum torque: 420Nm @ 2,000rpm
- » Transmission: 6-speed auto (Skyactiv-Drive)
- » G-Vectoring Control Plus (GVC-Plus)



4-door sedan



5-door wagon

# Leather interior includes some Maztex material on selected high-impact surfaces.

† i-Activsense, other safety technologies and driver-assistance features do not replace the driver's judgement, and should not be used in place of skilled and safe driving practices. It is the driver's sole responsibility to monitor vehicle surroundings and conditions and comply with all applicable laws at all times.

\* Combined fuel consumption figures are based on ADR 81/02 test results. They are useful in comparing the fuel consumption of different vehicles. They may not be the fuel consumption achieved in practice. This will depend on traffic, road conditions and how the vehicle is driven.



#### NO KEY NEEDED

Smart keyless entry means as long as you're carrying the remote locking unit, you enter just by pressing a button on either front door. The engine starts with a touch of a button.



#### STAY BETWEEN THE LINES

Lane Departure Warning (LDW) and Lane-keep Assist System (LAS) alert you if you unintentionally stray from your lane!



#### ART IN ALLOY

Striking 19-inch alloy wheels create an even more dynamic sense of style.



#### STAYING FOCUSED

Active Driving Display projects key data directly onto the windshield, improving safety by reducing distraction!

# MAZDA 6

## ATENZA



Atenza Sedan in Soul Red Crystal Metallic.

### ATENZA FEATURES

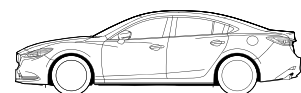
#### ADDITIONAL TO GT

- » Power sliding and tilt glass sunroof
- » Front seats with: ventilation function
- » Seat trim: Walnut brown or Pure white nappa leather†
- » 7-inch TFT LCD multi-information meter display
- » Ambient lighting (LED)
- » Black headlining
- » Frameless rear-view mirror
- » Real wood door and dashboard trim inserts
- » Ultrasuede® door and dashboard trim inserts
- » 360° View Monitor†
- » Adaptive LED Headlamps (ALH)†
- » Heated steering wheel

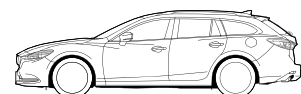
### POWERTRAIN

#### SKYACTIV-G

- » 2.5 litre turbo in-line 4 cylinder 16 valve DOHC S-VT petrol (Skyactiv-G 2.5T) engine with i-stop
- » Drivetrain: FWD
- » Fuel consumption (combined): 7.6L/100km\*
- » Maximum power: 170kW @ 5,000rpm
- » Maximum torque: 420Nm @ 2,000rpm
- » Transmission: 6-speed auto (Skyactiv-Drive)
- » G-Vectoring Control Plus (GVC-Plus)



4-door sedan



5-door wagon

# Leather interior includes some Maztex material on selected high-impact surfaces.

† i-Activsense and other safety technologies are driver assist technologies only and should not be used in place of skilled and safe driving practices. It is the driver's sole responsibility to monitor vehicle surroundings and conditions and comply with all applicable laws at all times.

\* Combined fuel consumption figures are based on ADR 81/02 test results. They are useful in comparing the fuel consumption of different vehicles. They may not be the fuel consumption achieved in practice. This will depend on traffic, road conditions and how the vehicle is driven.



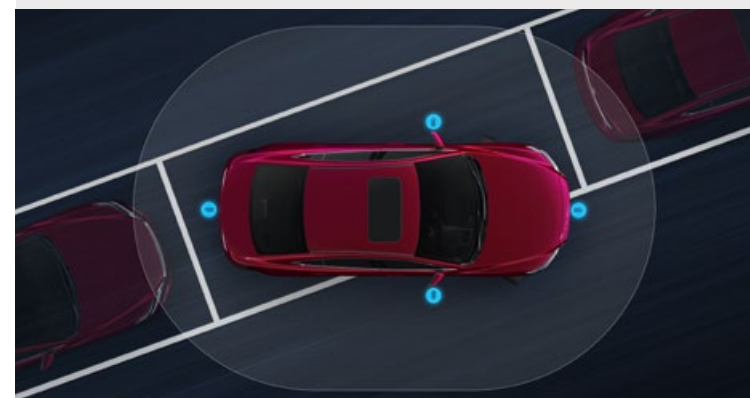
#### INSIGHTFUL LIGHTING

Adaptive LED Headlamps (ALH) cleverly adjusts pattern, shape and height of headlamp beams to maximise visibility and reduce glare for other drivers!




#### OPEN UP THE FUN

Enjoy the elements with a power-operated sliding glass sunroof that includes a tilt function.



#### SEE IN 360°

Four separate cameras give you a complete 360° view around the vehicle, helping you minimise blind spots and avoid potential danger!



#### LIGHTER AMBIENCE

Atenza features beautifully crafted Pure white nappa leather trim. Walnut brown nappa leather is also available!

# SPECIFICATIONS

Powertrain		2.5L I4 Petrol	2.5L I4 Petrol Turbo
Bore and stroke (mm)		89.0 x 100.0	89.0 x 100.0
Compression ratio		13.0 : 1	10.5 : 1
Drivetrain		FWD	FWD
Emissions standard		Euro stage V	Euro stage V
Engine capacity (cc)		2,488	2,488
Engine type		2.5 litre in-line 4 cylinder 16 valve DOHC S-VT petrol (Skyactiv-G) engine with i-stop and i-ELOOP	2.5 litre turbo in-line 4 cylinder 16 valve DOHC S-VT petrol (Skyactiv-G 2.5T) engine with i-stop
Fuel consumption (L/100km)*:	Auto (combined)	7.0	7.6
	Auto (extra urban)	5.9	6.2
	Auto (urban)	8.9	10.1
Fuel system		Electronic direct injection	Electronic direct injection
Fuel tank capacity (litres)		62	62
Gear ratio	1st	3.552	3.487
	2nd	2.022	1.992
	3rd	1.452	1.449
	4th	1.000	1.000
	5th	0.708	0.707
	6th	0.599	0.600
	Reverse	3.893	3.990
	Final drive	4.325	4.090
Maximum power (kW @ rpm)		140kW @ 6,000rpm	170kW @ 5,000rpm
Maximum torque (Nm @ rpm)		252Nm @ 4,000rpm	420Nm @ 2,000rpm
Recommended fuel		Unleaded (91RON or higher) or E10	Unleaded (91RON or higher) or E10
Throttle control		Electronic (drive-by-wire)	Electronic (drive-by-wire)
Transmission		6-speed (Skyactiv-Drive) automatic	6-speed (Skyactiv-Drive) automatic

Model Availability		Sport	Touring	GT	Atenza
Sedan:	2.5L I4 Petrol / 6-speed automatic	●	●	–	–
	2.5L I4 Petrol Turbo / 6-speed automatic	–	–	●	●
Wagon:	2.5L I4 Petrol / 6-speed automatic	●	●	–	–
	2.5L I4 Petrol Turbo / 6-speed automatic	–	–	●	●

Chassis & Powertrain Technologies	2.5L I4 Petrol	2.5L I4 Petrol Turbo
Automatic transmission drive selection	●	●
Automatic transmission kickdown switch	●	●
Electric Parking Brake with Auto Hold	●	●
Electric power assist steering	●	●
Hill Launch Assist (HLA)	●	●
i-stop	●	●
i-ELOOP	●	–
Cylinder Deactivation	●	–
Skyactiv-Body	●	●
Skyactiv-Chassis	●	●
Skyactiv-Vehicle Dynamics G-Vectoring Control Plus (GVC-Plus)	●	●
Paddle shift gear control	●	●

Chassis		Sport	Touring	GT	Atenza
Brake diameter (mm):	Front	297	297	297	297
	Rear	278	278	278	278
Brake type:	Front	----- Ventilated disc -----			
	Rear	----- Solid disc -----			
Steering type	----- Electric power assist steering -----				
Suspension:	Front	----- MacPherson strut -----			
	Rear	----- Multi-link -----			
Turning circle kerb to kerb (m):	Sedan	11.2	11.2	11.2	11.2
	Wagon	11.0	11.0	11.0	11.0
Tyre size		225/55 R17	225/55 R17	225/45 R19	225/45 R19
Tyre index		97V	97V	92W	92W
Wheel size		17 x 7.5 J	17 x 7.5 J	19 x 7.5 J	19 x 7.5 J
Wheel type	----- Alloy -----				
Tyre size (spare)	----- T125/70 R17 -----				
Wheel size (spare)	----- 17 x 4.0 T -----				
Wheel type (spare)	----- Temporary (Steel) -----				

Weights and Capacities		Sport	Touring	GT	Atenza
<b>Sedan</b>					
Cargo room volume VDA (litres)		474	474	474	474
Kerb weight (kg):	2.5L I4 Petrol	1,537	1,537	–	–
	2.5L I4 Turbo Petrol	–	–	1,607	1,621
Towing capacity <sup>‡</sup> – braked / unbraked (kg):	2.5L I4 Petrol	1,500 / 550	1,500 / 550	–	–
	2.5L I4 Turbo Petrol	–	–	1,600 / 750	1,600 / 750
Tow ball download maximum (kg)		120	120	120	120

Wagon		120	120	120	120
Cargo room volume VDA (litres). Measured with rear seats up and up to tonneau cover.		506	506	506	506
Cargo room volume VDA (litres). Measured with rear seats folded down and up to roof.		1,648	1,648	1,648	1,648
Kerb weight (kg):	2.5L I4 Petrol	1,555	1,555	–	–
	2.5L I4 Turbo Petrol	–	–	1,613	1,627
Towing capacity <sup>‡</sup> – braked / unbraked (kg):	2.5L I4 Petrol	1,500 / 550	1,500 / 550	–	–
	2.5L I4 Turbo Petrol	–	–	1,600 / 750	1,600 / 750
Tow ball download maximum (kg)		120	120	120	120

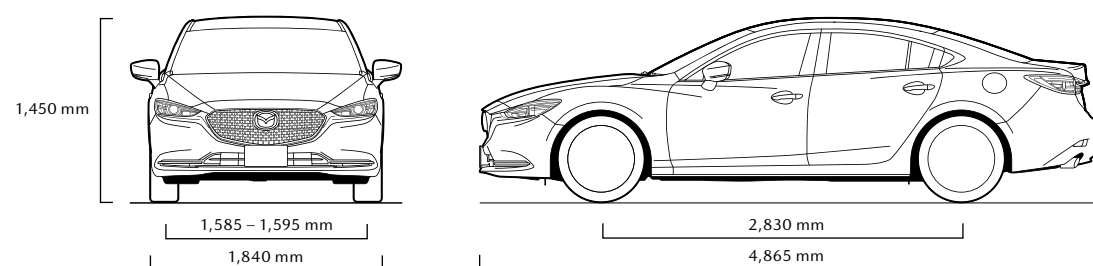
● = Standard, – = Not available.

\* Combined fuel consumption figures are based on ADR 81/02 test results. They are useful in comparing the fuel consumption of different vehicles. They may not be the fuel consumption achieved in practice. This will depend on traffic, road conditions and how the vehicle is driven.


<sup>‡</sup> When fitted with a Mazda Genuine Towing kit. Subject to State and Territory regulations.

## Dimensions

Sedan		Sport	Touring	GT	Atenza
Ground clearance unladen (mm)		165	165	165	165
Overall length (mm)		4,865	4,865	4,865	4,865
Overall width (mm)		1,840	1,840	1,840	1,840
Overall height (mm)		1,450	1,450	1,450	1,450
Track (mm):	Front	1,585	1,585	1,595	1,595
	Rear	1,575	1,575	1,585	1,585
Wheelbase (mm)		2,830	2,830	2,830	2,830



Wagon		Sport	Touring	GT	Atenza
Ground clearance unladen (mm)		165	165	165	165
Overall length (mm)		4,800	4,800	4,800	4,800
Overall width (mm)		1,840	1,840	1,840	1,840
Overall height (mm)		1,480	1,480	1,480	1,480
Track (mm):	Front	1,585	1,585	1,595	1,595
	Rear	1,575	1,575	1,585	1,585
Wheelbase (mm)		2,750	2,750	2,750	2,750



## Exterior

	Sport	Touring	GT	Atenza
Daytime running lamps (LED)	-	●	●	●
Door handles (body coloured)	●	●	●	●
Exhaust extensions (chrome)	●	●	●	●
Front and rear bumpers (body coloured)	●	●	●	●
Green-tinted windscreen, side and rear windows	●	●	●	●
Headlamps (LED)	●	●	●	●
Headlamps auto on/off function	●	●	●	●
Exterior mirrors with power adjustment	●	●	●	●
Exterior mirrors with folding function	●	-	-	-
Exterior mirrors with auto folding function	-	●	●	●
Exterior mirrors with heating function	●	●	●	●
Power sliding and tilt glass sunroof	-	-	-	●
Power windows	●	●	●	●
Rear spoiler	●*	●*	●*	●*
Roof rails	●*	●*	●*	●*
Tail-lamps (LED)	●	●	●	●
Window demister (rear)	●	●	●	●
Wipers (front) 2-speed with rain-sensing function	●	●	●	●
Wiper (rear) with intermittent function	●*	●*	●*	●*

## Seats

	Sport	Touring	GT	Atenza
Front seats with:	2-position memory function (driver)	-	●	●
	6-way power adjustment (passenger)	-	●	●
	10-way power adjustment (driver)	-	●	●
	Adjustable head restraints	●	●	●
	Heating function	-	-	●
	Ventilation function	-	-	-
	Height adjustment (driver and passenger)	●	●	●
	Lumbar support adjustment (driver)	●	●	●
	Rake and slide adjustment	●	●	●
Rear seats with:	Seat back pockets	●	●	●
	60/40 split fold backrest	●	●	●
	Adjustable head restraints	●	●	●
	Centre fold down armrest with storage and 2 x USB charging points	●	●	●
Seat trim:	Heating function	-	-	●
	Black cloth	●	-	-
	Black leather#	-	●	●
	Pure white leather#	-	-	○
	Walnut brown nappa leather#	-	-	-
Pure white nappa leather#	-	-	-	

● = Standard, ●\* = Standard (Wagon only), ○ = Option, - = Not available.

# SPECIFICATIONS

Interior	Sport	Touring	GT	Atenza
7-inch TFT LCD multi-information meter display	–	–	–	●
Active Driving Display	●	●	●	●
Air-conditioning (dual-zone climate control) with rear vents	●	●	●	●
Ambient temperature display	●	●	●	●
Cargo area 12 volt power outlet	●*	●*	●*	●*
Cargo area tonneau cover with 'Karakuri' up and down function	●*	●*	●*	●*
Cargo net	●*	●*	●*	●*
Centre armrest console	●	●	●	●
Critical function warning lights/chimes	●	●	●	●
Cupholders	●	●	●	●
Door bottle holders (front and rear)	●	●	●	●
Glove box (illuminated)	●	●	●	●
Heated Steering Wheel	–	–	–	●
Instrument panel light dimmer	●	●	●	●
Interior illumination:				
Cargo room lamp	●	●	●	●
Entry system with delayed fade	●	●	●	●
Map reading spot lamps (Halogen)	●	●	–	–
Map reading spot lamps (LED)	–	–	●	●
Power window switches	●	●	●	●
Ambient lighting (LED)	–	–	–	●
Interior release for fuel filler door	●	●	●	●
Leather-wrapped:				
Gear shift knob	●	●	●	●
Steering wheel	●	●	●	●
Mazda Radar Cruise Control (MRCC) with Stop & Go function	●	●	●	●
One touch (up and down) power windows	●	●	●	●
Overhead sunglass storage box	●	●	●	●
Rear-view mirror with auto dimming function	●	●	●	–
Rear-view mirror (frameless) with auto dimming function	–	–	–	●
Tachometer and electronic odometer/ tripmeter	●	●	●	●
Tilt and telescopic adjustable steering wheel	●	●	●	●
Trip computer	●	●	●	●
Vanity mirrors (front) with illumination	●	●	●	●

Infotainment	Sport	Touring	GT	Atenza
8-inch full colour touch screen display (MZD Connect)	●	●	●	●
AM/FM tuner	●	●	●	●
Apple CarPlay® and Android® Auto§	●	●	●	●
Auxiliary-audio input jack (3.5mm mini-stereo)	●	●	●	●
Bluetooth® hands-free phone and audio capability§	●	●	●	●
DAB+ digital radio	●	●	●	●
Internet radio integration (Stitcher™ and Aha™)	●	●	●	●
Multi-function commander control	●	●	●	●
Premium Bose® 231 watt amplifier and speakers	–	●	●	●
Radio Data System (RDS) program information	●	●	●	●
Satellite navigation	●	●	●	●
Speakers (6)	●	–	–	–
Speakers (11)	–	●	●	●
Steering wheel-mounted audio controls	●	●	●	●
USB-audio input ports (iPod® compatible)	●	●	●	●

Safety and Security	Sport	Touring	GT	Atenza
360° View Monitor	–	–	–	●
Adaptive Front-lighting System (AFS)	–	–	●	–
Adaptive LED Headlamps (ALH)	–	–	–	●
Advanced keyless entry	–	●	●	●
Advanced keyless push-button engine start	●	●	●	●
Airbags SRS:				
Front (driver and passenger)	●	●	●	●
Side (front)	●	●	●	●
Curtain (front and rear)	●	●	●	●
Anti-lock Braking System (ABS)	●	●	●	●
Auto Door Lock (ADL)	●	●	●	●
Blind Spot Monitoring (BSM)	●	●	●	●
Childproof rear door locks	●	●	●	●
Double-lock door deadlock function	●	●	●	●
Driver Attention Alert (DAA)	●	●	●	●
Dynamic Stability Control (DSC)	●	●	●	●
Electronic Brake-force Distribution (EBD)	●	●	●	●
Emergency Brake Assist (EBA)	●	●	●	●
Emergency Stop Signal (ESS)	●	●	●	●
Engine immobiliser	●	●	●	●
Forward Obstruction Warning (FOW)	●	●	●	●
High Beam Control (HBC)	●	●	●	–
High mount stop lamp	●	●	●	●
Intelligent Speed Assistance (ISA)	●	●	●	●
Intrusion-minimising brake pedal	●	●	●	●
ISOFIX child restraint anchor points and top tethers	●	●	●	●
Lane Departure Warning (LDW)	●	●	●	●
Lane keep Assist System (LAS)	●	●	●	●
Left-hand-side convex (wide angle) exterior mirror	●	●	●	●
Parking sensors (front)	–	●	●	●
Parking sensors (rear)	●	●	●	●
Rear Cross Traffic Alert (RCTA)	●	●	●	●
Remote central locking (2 transmitters)	●	●	●	●
Reverse camera	●	●	●	●
Seat-belt warning (front and rear)	●	●	●	●
Seat-belts 3-point lap-sash (all seats)	●	●	●	●
Seat-belts (front) with pretensioners, load-limiters and height adjustable shoulder anchorages	●	●	●	●
Side impact door beams	●	●	●	●
Smart Brake Support (SBS)	●	●	●	●
Smart City Brake Support [Forward/Reverse] (SCBS F/R)	●	●	●	●
Traction Control System (TCS)	●	●	●	●
Traffic Sign Recognition (TSR)	●	●	●	●
'Triple H' safety construction with front and rear crumple zones	●	●	●	●
Tyre Pressure Monitoring System (TPMS)	●	●	●	●
Whiplash-minimising front seats	●	●	●	●

● = Standard, ●\* = Standard (Wagon only), – = Not available.

§ Please check the compatibility of your device (particularly your mobile phone) with the specific Mazda vehicle you intend to purchase as not all devices operate correctly. Visit [www.mazda.com.au/Bluetooth](http://www.mazda.com.au/Bluetooth) or consult your Mazda Dealer for further information.

## ENJOY MAZDA 6 WITH CONFIDENCE



**5** YEAR UNLIMITED KILOMETRE WARRANTY

### REST ASSURED – YOUR WARRANTY

The quality built into Mazda6 is backed up by a 5 year, unlimited kilometre factory warranty and 6 year panel protection warranty.\*

**5** YEAR PREMIUM ROADSIDE ASSISTANCE

### HELP IS AT HAND – MAZDA ROADSIDE ASSISTANCE

Mazda Premium Roadside Assistance is now included with the purchase of all new Mazda vehicles. Whether it's a flat battery, locked-in keys, accident support and flat or damaged tyres, we've got you covered, day or night, city or country. With Premium Roadside Assistance, help is always there when you need it. (Terms and conditions apply.)



### MAZDA FINANCE – FINANCE, YOUR WAY

Mazda Finance offers flexible finance options to suit you or your business. You can choose from a Mazda Finance Fixed Rate Car Loan or Mazda Assured\*, a loan option that enables you to enjoy a new Mazda more often. Each finance option comes with the reassurance of a Mazda Tailored Rate – an interest rate tailored to your individual circumstances.




### MAINTAIN THAT ZOOM-ZOOM

Your Mazda6 deserves the best in care. Servicing with Mazda Service Select gives your car the advantage of factory trained Service Technicians and advanced computer diagnostic systems. As well as maintaining your Mazda in A1 condition, you'll also be protecting your vehicle's outstanding resale value.

\*Terms, conditions, fees and charges apply. Mazda Assured Guaranteed Future Value products are available to approved customers of Mazda Finance, a division of Australian Alliance Automotive Finance Pty Limited ABN 63 002 407 703, Australian Credit Licence 513747. At participating dealerships only. \*New 5 year unlimited kilometre warranty available on all brand new vehicles purchased from 1 August 2018. For full terms and conditions please visit <https://www.mazda.com.au/owners/warranty/>

## MAZDA 6 COLOUR AND TRIM

### BODY COLOURS




Snowflake White Pearl Mica

Sonic Silver Metallic

Blue Reflex Mica ■

Soul Red Crystal Metallic<sup>▲</sup>■

Machine Grey Metallic<sup>▲</sup>■



Titanium Flash Mica ■

Deep Crystal Blue Mica ■

Jet Black Mica ■

### INTERIOR TRIMS



Black cloth (Sport)

Black leather<sup>#</sup> (Touring and GT)

Pure white leather<sup>#</sup> (GT)

Walnut brown nappa leather<sup>#</sup> (Atenza)

Pure white nappa leather<sup>#</sup> (Atenza)

<sup>▲</sup> At extra cost.

■ Pure white leather and Pure white nappa leather only available with Blue Reflex Mica, Soul Red Crystal Metallic, Machine Grey Metallic, Jet Black Mica, Titanium Flash Mica and Deep Crystal Blue Mica exterior colours.

# Leather interior includes some Maztex material on selected high-impact surfaces.

All care is taken to ensure the accuracy of this brochure and availability of vehicles and features at the time of publication, however, to the extent permitted by law, Mazda Australia Pty Ltd will not be liable for any loss suffered or incurred by a purchaser or prospective purchaser if the content is inaccurate or not up to date, or if it withdraws any vehicles or features referred to in the brochure from the market. Specifications, features and model availability may vary from State to State and may change without notice. Please refer to [mazda.com.au](http://mazda.com.au) or consult your Mazda Dealer prior to placing an order to ascertain current information on model availability, specifications, options, features and prices. Mazda Australia Pty Ltd ABN 78 004 690 804. 211A Wellington Road, Mulgrave, Victoria 3170. iPod is a trademark of Apple Inc., registered in the U.S. and other countries. Due to the nature of the printing process, colours may vary from those shown in this brochure. Ask your Dealer to show you a product sample. Ultrasuede<sup>®</sup> is a trademark of Toray Industries, Inc.

IMAGINATION DRIVES US



[Facebook.com/  
MazdaAus](https://www.facebook.com/MazdaAus)



[YouTube.com/  
MazdaAustralia](https://www.youtube.com/MazdaAustralia)



[Twitter.com/  
MazdaAus](https://twitter.com/MazdaAus)



[Instagram.com/  
MazdaAus](https://www.instagram.com/MazdaAus)

Published May 2019. MAZ14062

For further information visit [mazda.com.au](http://mazda.com.au) or Freecall 1800 034 411