


Mazda 626

Station Wagon

Sampath Nalinda Gunasekera

1999/01/24



Styled to satisfy, built to accommodate.



New, from Mazda: the top-of-the-line model of the highly-acclaimed 626 series.

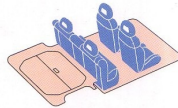
Just suppose you could combine all the good things about a station-wagon with the quality that makes the 626 series stand out. The result? A station-wagon that is functional yet stylish. Spacious and agile. In short, you'd get the new Mazda 626 Station Wagon: a new dynamic elegance that's in tune with the times. Distinct, sporty profile with a capacious interior. Abundant seating that can be expanded by a unique 3rd-row seat. And a quieter, more comfortable ride, supported by a powerful line of engines, so smooth and responsive that you can *feel* the difference.



Versatile seat configuration with 3rd-row seat



1. 3rd-row seat in upright position.



2. 3rd-row seat folded down flush into the cargo deck.



3. 3rd-row seat and the left rear seatback folded down.



4. 3rd-row seat and the right rear seatback folded down.



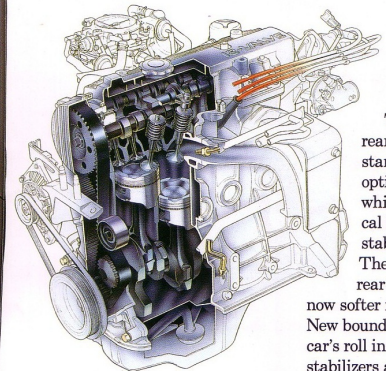
5. 3rd-row seat and both rear seatbacks folded down.



Utmost comfort is assured by unrivalled space. The 1074mm front legroom ranks top in its class. As does the rear space, allowing room enough to stretch. What's more, the 3rd-row seat accepts two more passengers. Cargo room is one of the widest in its class, with the 60:40 split fold-down seatbacks allowing flexible use.


The high-visibility meters

are enveloped in the bold contours of the amply-padded dashboard. A new fuel gauge allows constant reading even when the ignition is off. The newly-designed steering-wheel adds to sporty elegance. The multi-way adjustable driver's seat ensures untiring support. New quality fabrics and the new interior colour add to the trendy look of the



cabin. De luxe appointments are well co-ordinated throughout. Yet the abundance of luxury never detracts from high-performance driving.

High-performance is ensured by a responsive 2.0-litre engine. Fitted with 12 valves, the 2.0-litre engine delivers plenty of torque throughout, while hydraulic lash adjusters ensure quiet, maintenance-free operation.

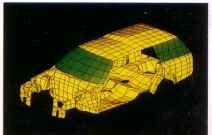


Mazda's Twin Trapezoidal Link rear suspension constantly maintains optimum traction, while its asymmetrical bushings enhance stability in curves. The bushings on the rear trailing links are now softer for better ride feel. New bound stoppers curb the car's roll in curves. Front stabilizers are more rigid for a solid yet supple ride.

Superb driveability of the new 626 Station Wagon requires superb stopping power. That's why all-wheel disc brakes come standard on all models. Further, the front discs are ventilated to make stopping even surer.





Superb ride and handling take the stress out of day-long driving. At the root of this achievement is an ultra-rigid car body that ensures comfort from the ground up.



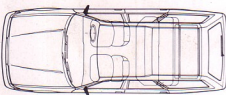
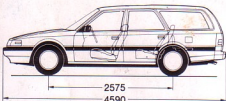
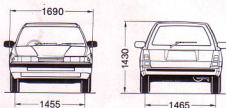


The two-tiered centre console contains a cassette tray and a deeper storage box for added convenience. The two-way lid makes access easy.



1. Power steering
2. Tilt steering-column
3. Electric remote controlled door mirrors
4. Adjustable seat-belt anchors
5. Pull-up power window switches
6. 185/70R14 87H tyre with steel wheel and full wheel cap

DIMENSIONS



(unit: mm)

EQUIPMENT LIST

EXTERIOR	
HPR Windscreen	○
Blue Paint	○
Heated Rear Window	○
Adjustable Intermittent Wipers	○
Rear Window Wiper and Washer	○
Halogen Headlamps	○
High Mount Brake Lamp	○
Electric Remote Controlled Door Mirrors	○
Colour-Keyed Bumpers	○
Body Side Protective Mouldings	○
Fuel Lid Opener	○
Mudguards (Front and Rear)	○
Tyres and Wheels, 185/70R14 87H, Steel, Full Caps	○
INTERIOR	
Ignition Key Illumination	○
Tilt Steering-Column	○
Power Steering	○
Tachometer	○
Panel Light Control	○
Digital Clock	○
Headlamp-On Reminder Buzzer	○
Illuminated Cigarette Lighter and Ashtray	○
Sports-Type Front Seat	○
Driver's Seat with Lumbar Support	○
60:40 Split Fold-Down Rear Seat	○
Rear Centre Airvent	○
Third-Row Seat with Seat-Belts	○
Front Seat-Belts (3-Point ELR x 2) with Adjustable Seat-Belt Anchors	○
Rear Seat-Belts (3-Point ELR x 2, 2-Point x 1)	○
Power Windows	○
Power Door Lock	○
Child-Proof Door Lock	○
Two-Tiered Centre Console with Cassette Tray	○
Room Lamp with Spot Lamps	○
Cargo Room Lamp	○
Vision-Mounted Vanity Mirror	○
Audio System (AM/FM ETR, Cassette Deck, and 4 Speakers)	○
Heater	○
Air-Conditioner	○

○ Standard

SPECIFICATIONS

DIMENSIONS & WEIGHT	
Overall Length (mm)	4590
Overall Width (mm)	1690
Overall Height (mm)	1430
Wheel-base (mm)	2575
Track, Front (mm)	1455
Track, Rear (mm)	1465
Kerb Weight M5 (kg)	1260
4AT (kg)	1300
ENGINE	
Type	In-line 4-cyl. OHC 12-valve
Bore x Stroke (mm)	86 x 86
Displacement (cc)	1998
Max. Output (DIN)	109ps (81kW)/5300rpm
Max. Torque (DIN)	16.8kg-m (165Nm)/3300rpm
Compression Ratio	9.5:1
Fuel Supply System	Downdraft 2-stage 2-barrel
Fuel Tank Capacity (litres)	60
Engine Oil Capacity (litres)	4.3
Fuel Level	Premium
DRIVETRAIN	
Clutch Type	Single dry plate
Transmission (M5)	4AT
Gear Ratio 1st	3.207 2.900
2nd	1.833 1.540
3rd	1.310 1.000
4th	1.000 0.700
5th	0.837 -
Rev.	3.166 2.333
Final Gear Ratio	3.850 3.700
CHASSIS & SUSPENSION	
Frame	Monocoque
Suspension Type, Front	Independent by MacPherson struts with coil springs
Suspension Type, Rear	Independent by MacPherson struts with coil springs
Steering	Rack & pinion
Min. Turning Circle (Diameter, Kerb-to-Kerb)(m)	10.8
Brakes, Front	Ventilated disc
Brakes, Rear	Disc
Tyres & Wheels	185/70R14 87H, 5/16 x 14 steel

All equipment and specifications described in this catalogue are subject to change without notice and may vary according to locale. Please consult the Mazda dealer in your country.

GW-R1L-A
E-903Ta

© Mazda Motor Corporation. Printed in Japan.

mazda

3
YEAR/
50,000 KM
WARRANTY

This warranty is valid only in Hong Kong and Macao.