

Mazda3



mazda

Leave the everyday behind

Explore fresh directions

Get to where you want to be

Keep the momentum flowing

Because life is a thing in motion



The sense of motion should never stop

So Mazda3 looks like it wants to go

Goes like there's nothing it'd rather do

Innovates to take enjoyment further

While rewarding you all the way

We call this Zoom-Zoom




***YOU'LL JUST
WANT TO GET MOVING***

Eager to get on the move, always out for fun. Sound familiar? It does to Mazda3. Because in the hunt for excitement, it's as keen to get going as you are.

You'll feel this love of the drive from the second you take off. It doesn't just take corners, it takes to them with a light but superbly balanced step. Independent suspension features MacPherson struts up front and a clever multi-link layout at the back. It's tuned to give you real feel for the road, yet deftly keeps bumps from interrupting your flow. And thanks to electro-hydraulic power steering every move you make feels smooth, intuitive and irresistible.

Even from the outside Mazda3 expresses enthusiasm. From its aerodynamic nose to every sculpted detail, you get the sense it can't wait for the trip to begin.



Street smart. GLX wears a 15 inch steel wheel with stylish covers, GSX and GSE SKYACTIV a 16 inch alloy; and it's a 17 inch for the SP25. Premium low profile tyres boost handling and stability.



IT'S JUST GO, GO, GO

There are plenty of ways to get things in motion with Mazda3. And all these ways have the same lively spirit at heart.

GLX and GSX get their drive from an advanced 2.0 litre 4-cylinder engine that not only makes for eager performance, but also takes it further with great fuel economy. Naturally it's got all the right gear to encourage driving fun. DOHC and Sequential Valve Timing (SVT) give you a

sparkling 108kW, all from regular unleaded fuel. Want to take it up a notch? SP25 gives you an even bigger 122kW punch from 2.5 litres. Engines that thrive on driving need keen transmissions to play with. Good thing you can opt for the full involvement of a 6-speed manual, or a quick-thinking 5-speed Activematic.



Auto with go. With optional 5-speed Activematic changes can be fully automatic, or you can take control in manual mode. Automatic shifts are enhanced by Active Adaptive Shift (AAS), which learns your driving style and selects just the right gear.



6-speed sensation. Manual allows snappy shifts between ratios chosen for sharp acceleration and maximum fuel economy.



SKYACTIV TECHNOLOGY.

SAVE ON PETROL, NOT PERFORMANCE

We're committed to reducing the environmental impact of our cars. But we're not about to let driving be any less fun. So at Mazda we took on the challenge in our own way, asking how we could unlock more performance, yet achieve more efficiency at the same time? With Mazda3 GSE SKYACTIV you can experience this breakthrough. Its innovative 2.0 litre 4-cylinder engine isn't just new, it's a new way of looking at engines

altogether. Fundamentally advancing every area of performance, it pumps up the fun factor by releasing more power and torque. You'll be smiling for a long time too, with just 6.2 litres of fuel used every 100km!

How does the SKYACTIV-G engine do it? Direct fuel injection employing multi-hole injectors combines with a unique piston design to achieve much higher compression

of the fuel and air mix. So not only do you get a more generous spread of power and torque, but much lower fuel usage with it. Extensive reduction of efficiency-sapping internal friction liberates extra free-revving power.

Not that the engine can take all the credit - the lightweight SKYACTIV-Drive 6-speed automatic transmission is a smart operator too. It locks up over a wide range for more

direct, manual-like shifting feel and power delivery. Its six speeds give fuel economy a lift and shifts are quick and smooth.

You're even getting ahead at a standstill. Come to a halt and the i-stop system turns off the engine to save fuel, as long as operating conditions are met. The engine stops in the perfect position to leap back to life as you release the brake, taking around half the time of other idle stop systems.



More fun from less. SKYACTIV TECHNOLOGY combines a range of highly efficient engine and transmission innovations. So you'll have more enjoyment with less fuel consumption and emissions.

SKYACTIV

TECHNOLOGY





THIS IS THE WAY TO GO

Now this is how a trip should be, with steering wheel-mounted switches linked to a helpful multi information display and trip computer, not to mention cruise control and audio functions. Air conditioning is standard, and from GSX models up you're individually maintained at the perfect operating temperature by dual-zone climate control.

Indulgence levels are kept up there by soft-to-touch leather on the steering wheel and gear shifter, and you also get Bluetooth® for hands-free phone use and MP3 player connectivity. How about some music? GLX, GSX and GSE SKYACTIV models pack an MP3/WMA compatible CD player with six speakers. This is powerfully enhanced across SP25 models by 242 watt, ten speaker Bose® audio. Plus, all models plug you in with an auxiliary MP3 player input.



YOU'LL WISH THE TRIP WAS LONGER

As soon as you sit down, you know it feels right. No surprise really, as the driver's seat is height adjustable, while the steering wheel lets you vary both tilt and reach. Settle into the premium cloth seat trim on GLX, GSX, GSE SKYACTIV and SP25 models or upgrade to the impressive leather³ trim of SP25 Limited models. Frequently used controls invite easy use, making themselves known from elegant black surrounds with a satin silver finish.

It's just the sort of space you want to share with others. Happily, five adults are easily accommodated in a cabin well insulated from noise and vibration. Everyone's gear is neatly taken care of by a range of clever storage spaces. Luggage? Both hatch and sedan offer generous load spaces and 60/40 split-fold rear seats quickly deal with out-of-the-ordinary objects.

So easy. Trips to the shops or weekends away – both sedan and hatch have plenty of easily accessible luggage room.



Control room. 3.5 inch multi information display shows everything from audio settings and fuel economy info to service reminders.



Sounds perfect. 242 watt Bose® digital amplifier creates superb sound through ten speakers including subwoofers in SP25 and SP25 Limited models.

Power on. With SP25 you just jump in and start up by hitting the engine start button. All without keys thanks to smart keyless entry.



Chase the sun. SP25 opens up extra enjoyment with a power-sliding and tilt glass sunroof.



Stay connected. Bluetooth® lets you make hands-free phone calls and enjoy MP3 player connectivity.

Clear as day. The sporty instrument cluster is brightly illuminated for enhanced readability. Highlights feature a satin finish.

ALWAYS ON YOUR SIDE

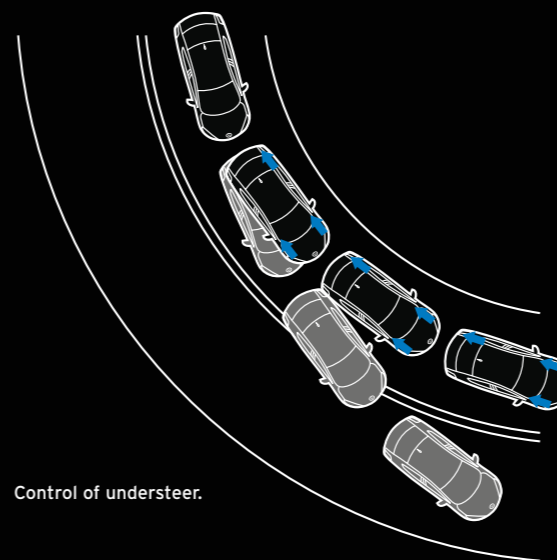
With Mazda3 the latest in safety is backing you up. Its rigid, reinforced body integrates 'Triple H' construction with front and rear crumple zones. It's part of the Mazda Advanced Impact Distribution and Absorption System (MAIDAS), which absorbs impact energy and directs it away from the occupant cell.

There are six airbags built in, including front, side (front) and curtain (front and rear). You've also got active front head restraints, which provide protective neck support by instantly moving forward in case of a rear-end impact. In the front seats you're reminded to wear your belt, which is equipped with pretensioners and load-limiters.

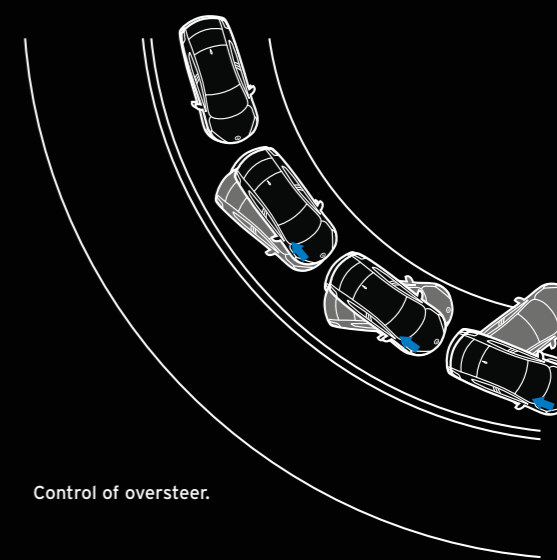
Whatever the road conditions, confidence is boosted by standard Dynamic Stability Control (DSC) incorporating

traction control. The brakes are reassuring too. Large discs feature ABS and Electronic Brake-force Distribution (EBD), which optimises braking force according to vehicle load. Emergency Brake Assist (EBA) monitors pedal speed and force to recognise emergency braking, adding stopping power when needed.

Safe driving is encouraged by intuitive features like rain-sensing wipers and auto on/off headlamps in SP25 models. And your Mazda3 is always secure thanks to remote central locking and an engine immobiliser.



Control of understeer.

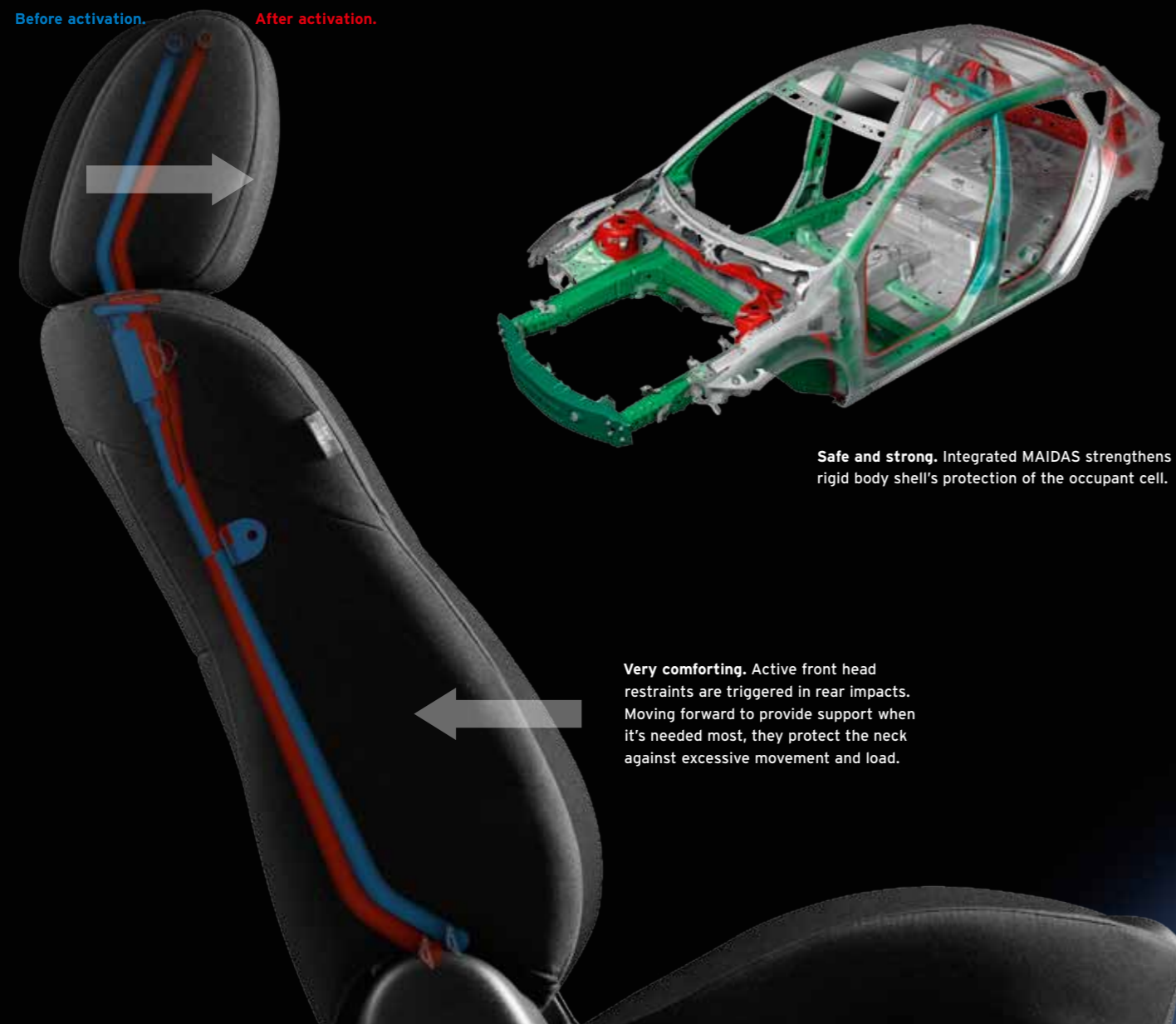


Control of oversteer.



No key needed. With SP25's remote locking, you can hop in and drive without searching for keys. Just carrying the locking fob lets you enter by pressing the button on either front door. Then simply start up by hitting the ignition button.

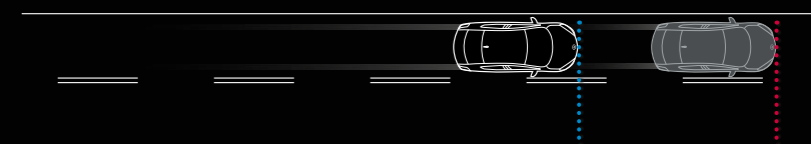
Before activation. After activation.



Safe and strong. Integrated MAIDAS strengthens the rigid body shell's protection of the occupant cell.

Very comforting. Active front head restraints are triggered in rear impacts. Moving forward to provide support when it's needed most, they protect the neck against excessive movement and load.

Well controlled. DSC helps maintain grip by managing the braking force and engine torque delivered to individual wheels. So you'll enjoy greater control in all road conditions.



Secure stopping. Stopping distance with EBA, ABS and EBD.

Stopping distance with no assistance.

Well equipped. Six SRS airbags comprise driver and passenger front and side airbags plus front and rear curtain airbags.



GLX

It's big on looks, features and has plenty of go. With GLX you've got lots of Zoom-Zoom packed into a small car.

- 2.0 litre in-line 4 cylinder 16 valve DOHC S-VT and trip computer²
- 108 kW @ 6,500 rpm (max. power)
- 182 Nm @ 4,500 rpm (max. torque)
- 55 litre fuel tank capacity
- Fuel consumption (combined): from 7.9 litres per 100 km¹
- 6-speed manual (hatch) or 5-speed Activematic (auto)
- 15-inch steel wheels with full-sized cover
- Rear spoiler (hatch only)
- Headlamps (halogen)
- Power mirrors (body coloured)
- Power windows
- Air-conditioning
- Bluetooth® (hands-free compatible)
- Cruise control
- Multi information display with: ambient temperature gauge, maintenance monitor
- Seat trim: cloth
- Seats (front) with: height adjustment (driver) and seat back pocket (passenger)
- Seats (rear) with: 60/40 split-fold backrest and centre fold down armrest
- Tilt and telescopic adjustable steering wheel
- Vanity mirrors (front)
- Wipers (front) 2-speed with variable intermittent function
- Wiper (rear) with intermittent function (hatch only)
- AM/FM tuner with CD player, single disc (MP3/WMA compatible) and 6 speakers
- Auxiliary input (3.5 mm MP3 player compatible)
- Active head restraints (front)
- Airbags SRS: front (driver and passenger), side (front) and curtain (front and rear)
- Anti-lock Braking System (ABS)
- Dynamic Stability Control (DSC)
- Electronic Brake-force Distribution (EBD)
- Emergency Brake Assist (EBA)
- Intrusion-minimising brake pedal
- Intrusion-minimising clutch pedal (manual only)
- Remote boot release (sedan only)
- Remote central locking (2 transmitters)
- Traction Control System (TCS)
- 'Triple H' safety construction with front and rear crumple zones



Hatch



Sedan



GLX HATCH IN VELOCITY RED MICA



GSX SEDAN IN ALUMINIUM METALLIC

GSX

It carries extra attitude on the outside and adds to the good stuff inside. There's even more of what makes Mazda3 great in GSX.

GSX features additional to the GLX include:

- 16 inch alloy wheels
- Fog-lamps (front)
- Air-conditioning (dual-zone climate control)
- Leather-wrapped: gear shift knob and steering wheel



Hatch



Sedan



Good sign. The mark of heightened driving enjoyment with low fuel consumption and emissions.



Blue eyes. Distinctive headlamps with blue rings help set GSE SKYACTIV apart.



Feeling special. Exclusive blue illumination complements clearly defined white graphics.

GSE SKYACTIV

It cuts environmental impact, but ramps up driving fun. Breakthrough engine technology boosts power and torque while using less fuel.

GSE SKYACTIV features additional to the GSX include:

- 2.0 litre SKYACTIV-G in-line 4-cylinder 16 valve DOHC S-VT with i-stop
- 113 kW @ 6,000 rpm (max. power)
- 194 Nm @ 4,100 rpm (max. torque)
- Fuel consumption (combined): from 6.2 litres per 100 km¹
- 6-speed SKYACTIV-Drive (auto) only
- Body kit comprising: sports grille, side skirts and rear spoiler
- Overhead sunglass storage box
- Scuff plates (stainless steel)
- Seats (front) with: lumbar adjustment (driver)



Hatch





SP25 SEDAN IN DOLPHIN GREY MICA



SP25 HATCH IN CRYSTAL WHITE PEARL MICA

SP25

Looking for a sportier edge? SP25 has got what you're after, with even higher performance, dialled up style and more luxury too.

SP25 features additional to the GSX include:

- 2.5 litre in-line 4 cylinder 16 valve DOHC S-VT
- 122 kW @ 6,000 rpm (max. power)
- 227 Nm @ 4,000 rpm (max. torque)
- 60 litre fuel tank capacity
- Fuel consumption (combined): 8.6 litres per 100 km¹
- 17 inch alloy wheels
- Body kit comprising: sports grille, side skirts, roof spoiler and dual exhausts
- Power-sliding and tilt glass sunroof
- Tail-lamps (LED)
- Centre armrest console (sliding)
- Overhead sunglass storage box
- Paddle shift gear control (Activematic only)
- Scuff plates (stainless steel)
- Seat trim: leather³ (SP25 Limited models only)
- Seats (front) with: lumbar adjustment (driver)
- Smart keyless entry and push-button engine start
- Vanity mirrors (front) with illumination
- Premium Bose[®] 242 watt amplifier and 10 speakers (including subwoofers)



Hatch



Sedan

SPECIFICATIONS

GLX

GSX

GSE SKYACTIV

SP25

Powertrain		GLX	GSX	GSE SKYACTIV	SP25
Engine type		2.0 litre in-line 4 cylinder 16 valve DOHC S-VT	2.0 litre in-line 4 cylinder 16 valve DOHC S-VT	2.0 litre in-line 4 cylinder 16 valve DOHC S-VT with i-stop	2.5 litre in-line 4 cylinder 16 valve DOHC S-VT
Engine capacity		1,999 cc	1,999 cc	1,998 cc	2,488 cc
Bore and stroke		87.5 mm x 83.1 mm	87.5 mm x 83.1 mm	83.5 mm x 91.2 mm	89.0 mm x 100.0 mm
Compression ratio		10.0 : 1	10.0 : 1	12.0 : 1	9.7 : 1
Maximum power		108 kW @ 6,500 rpm	108 kW @ 6,500 rpm	113 kW @ 6,000 rpm	122 kW @ 6,000 rpm
Maximum torque		182 Nm @ 4,500 rpm	182 Nm @ 4,500 rpm	194 Nm @ 4,100 rpm	227 Nm @ 4,000 rpm
Throttle control		Electronic (drive-by-wire)			
Fuel system		Electronic multipoint injection	Electronic multipoint injection	Electronic direct injection	Electronic multipoint injection
Fuel tank capacity		55 litres	55 litres	55 litres	60 litres
Recommended fuel		Unleaded (91RON or higher) or E10	Unleaded (91RON or higher) or E10	Unleaded (91RON or higher) or E10	Unleaded (91RON or higher) or E10
Fuel consumption ¹	man (combined)	7.9 litres per 100 km	-	-	8.6 litres per 100 km
	auto (combined)	8.2 - 8.4 litres per 100 km	8.2 - 8.4 litres per 100 km	6.2 litres per 100 km	8.6 litres per 100 km
Manual transmission		6-speed	-	-	6-speed
Activematic (auto) transmission		5-speed	5-speed	6-speed	5-speed
Gear ratio	1st - man / auto	3.454 / 3.620	- / 3.620	- / 3.552	3.454 / 3.620
	2nd	2.059 / 1.925	- / 1.925	- / 2.022	1.842 / 1.925
	3rd	1.392 / 1.285	- / 1.285	- / 1.452	1.310 / 1.285
	4th	1.030 / 0.933	- / 0.933	- / 1.000	1.030 / 0.933
	5th	0.795 / 0.692	- / 0.692	- / 0.708	0.837 / 0.692
	6th	0.717 / -	- / -	- / 0.599	0.717 / -
	reverse	3.198 / 3.405	- / 3.405	- / 3.893	3.198 / 3.405
	final drive	4.388 / 3.863	- / 3.863	- / 3.812	4.105 / 3.652

Chassis		GLX	GSX	GSE SKYACTIV	SP25
Brake diameter	front	278 mm	278 mm	300 mm	300 mm
	rear	265 mm	265 mm	265 mm	280 mm
Brake type	front	Ventilated disc			
	rear	Solid disc			
Steering type		Electro-hydraulic power assist steering			
Suspension	front	MacPherson strut			
	rear	Multi-link			
Turning circle	kerb to kerb	10.9 m			
Tyre size		195/65R15 91V	205/55R16 91V	205/55R16 91V	205/50R17 89W
Wheel size		15 x 6.0 J	16 x 6.5 J	16 x 6.5 J	17 x 7.0 J
Wheel type		Steel	Alloy	Alloy	Alloy
Wheel type (spare)		Temporary			

Weights and capacities		GLX	GSX	GSE SKYACTIV	SP25
Cargo room volume (VDA)	hatch litres	340	340	300	276
	sedan litres	430	430	-	400
Kerb weight man	hatch kg	1,281	-	-	1,369
	sedan kg	-	-	-	-

GLX

GSX

GSE SKYACTIV

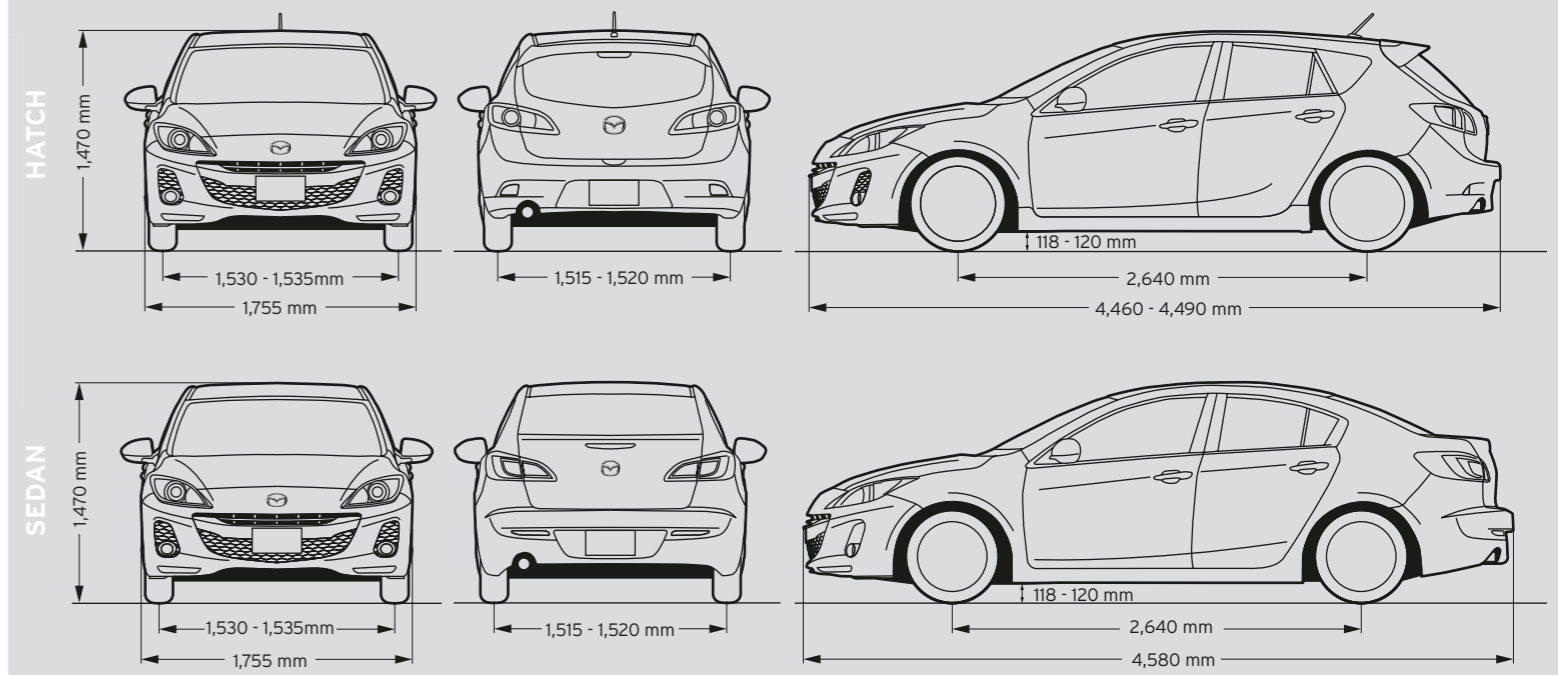
SP25

Weights and capacities (continued)

Kerb weight auto	hatch	kg	1,304	1,319	1,329	1,406
	sedan	kg	1,292	1,307	1,318	1,400
Towing capacity	braked	kg	900	900	900	900
	unbraked	kg	500	500	500	550

Dimensions

Ground clearance	laden	mm	118	118	118	118
Overall height		mm	1,470	1,470	1,470	1,470
Overall length	hatch	mm	4,460	4,460	4,460	4,490
Overall length	sedan	mm	4,580	4,580	4,580	4,580
Overall width		mm	1,755	1,755	1,755	1,755
Track	front	mm	1,535	1,535	1,535	1,530
	rear	mm	1,520	1,520	1,520	1,515
Wheelbase		mm	2,640	2,640	2,640	2,640



Exterior

Body kit comprising:	rear spoiler	Hatch only	●	●	●
	side skirts	-	-	●	●
	sports grille	-	-	●	●
Door handles (body coloured)		●	●	●	●
Exhaust extension (chrome)		●	●	●	●
Fog-lamps (front)		-	●	●	●
Front and rear bumpers (body coloured)		●	●	●	●
Green-tinted windscreen, side and rear windows		●	●	●	●
Headlamps (Halogen)		●	●	●	-
Metallic/Mica paint		●	●	●	●

● Standard Feature - Not Available

SPECIFICATIONS

GLX GSX GSE SKYACTIV SP25

Exterior (continued)

Power mirrors (body coloured)	●	●	●	●
Power-sliding and tilt glass sunroof	-	-	-	●
Power windows	●	●	●	●
Roof rack mounting points	●	●	●	●
Tail-lamps (LED)	-	-	●	●

Interior

Air-conditioning	●	-	-	-
Air-conditioning (dual-zone climate control)	-	●	●	●
Automatic transmission indicator in instrument cluster	Auto only	●	●	Auto only
Bluetooth® (hands-free compatible)	●	●	●	●
Centre armrest console (sliding) with tray	-	-	-	●
Centre armrest console with tray	●	●	●	-
Critical function warning lights/chimes	●	●	●	●
Cruise control	●	●	●	●
Cupholders	●	●	●	●
Digital clock	●	●	●	●
Door ajar warning light	●	●	●	●
Door pockets (front)	●	●	●	●
Driver's left footrest	●	●	●	●
Glove box (illuminated)	●	●	●	●
Headlamps auto on/off function	-	-	-	●
Illuminated entry system with delayed fade	●	●	●	●
Instrument panel light dimmer	●	●	●	●
Interior illumination:	cargo room lamp, map reading spot lamps, power window switch (driver)	●	●	●
Interior release for:	boot lid (sedan only), fuel filler door	●	●	●
Leather-wrapped:	gear shift knob, steering wheel	-	●	●
Lights-left-on audible warning	●	●	●	●
Low fuel warning light	●	●	●	●
Multi information display with:	ambient temperature gauge, maintenance monitor, trip computer ²	●	●	●
Overhead sunglass storage box	-	-	●	●
Passenger assist grips (front and rear)	●	●	●	●
Scuff plates (stainless steel)	-	-	●	●
Seat trim:	cloth	●	●	-
	leather ³	-	-	Limited model
Seats (front) with:	adjustable head restraints, height adjustment (driver), rake and slide adjustment, seat back pocket (passenger)	●	●	●
	lumbar adjustment (driver)	-	-	●
Seats (rear) with:	60/40 split-fold backrest, adjustable head restraints, centre fold down armrest	●	●	●
Smart keyless entry and push-button engine start	-	-	-	●
Tachometer and electronic odometer/tripmeter	●	●	●	●
Tilt and telescopic adjustable steering wheel	●	●	●	●
Vanity mirrors (front)	●	●	-	-
Vanity mirrors (front) with illumination	-	-	●	●
Ventilation pollen filter	●	●	●	●

GLX GSX GSE SKYACTIV SP25

Interior (continued)

Window demister (rear)	●	●	●	●
Wipers (front) 2-speed with rain-sensing function	-	-	-	●
Wipers (front) 2-speed with variable intermittent function	●	-	-	-
Wiper (rear) with intermittent function (hatch only)	●	●	●	●

Audio

AM/FM tuner	●	●	●	●
Auxiliary input (3.5 mm MP3 player compatible)	●	●	●	●
Bluetooth® audio (MP3 player compatible)	●	●	●	●
CD player, single disc (MP3/WMA compatible)	●	●	●	●
Premium Bose® 242 watt amplifier and speakers (including subwoofer)	-	-	-	●
Speakers (6)	●	●	●	-
Speakers (10)	-	-	-	●
Steering wheel-mounted audio controls	●	●	●	●

Safety

Active head restraints (front)	●	●	●	●
Airbags SRS:	front (driver and passenger), side (front), curtain (front and rear)	●	●	●
Anti-lock Braking System (ABS)	●	●	●	●
Child restraint anchor points	●	●	●	●
Collapsible steering column	●	●	●	●
Dynamic Stability Control (DSC)	●	●	●	●
Electronic Brake-force Distribution (EBD)	●	●	●	●
Emergency Brake Assist (EBA)	●	●	●	●
Engine immobiliser	●	●	●	●
High mount stop lamp	●	●	●	●
Intrusion-minimising brake pedal	●	●	●	●
Intrusion-minimising clutch pedal	Manual only	-	-	Manual only
Left-hand-side convex (wide angle) exterior mirror	●	●	●	●
One touch (up and down) power window (driver)	●	●	●	●
Remote boot release	Sedan only	Sedan only	-	Sedan only
Remote central locking (2 transmitters)	●	●	●	●
Seat-belt warning audible and visual (front)	●	●	●	●
Seat-belts 3-point lap-sash (all seats)	●	●	●	●
Seat-belts (front) with pretensioners, load-limiters and height adjustable shoulder anchorages	●	●	●	●
Side impact door beams	●	●	●	●
Traction Control System (TCS)	●	●	●	●
'Triple H' safety construction with front and rear crumple zones	●	●	●	●



SAVE FUEL, BUT STILL HAVE FUN THE MAZDA DIFFERENCE

At Mazda we think it's a given that every car should minimise its environmental impact. Although this is very important, we never allow it to get in the way of driver enjoyment. So solutions like i-stop are all the more valuable. To save fuel it shuts down the engine when you stop for more than a few seconds. Unlike other systems it re-starts without a time lag, cleverly using the alternator to stop pistons in the best position to start again. It's no different to riding a bike. For a quick, efficient start the ideal pedal position is critical. Efficiency combined with a love of motion. It means driving a Mazda will always be fun.

Driving enjoyment has an exciting future

We're working hard to make driving a Mazda even more exciting. With cars that use less fuel, but produce more power. That are lighter, but contain more innovation. We call this breakthrough SKYACTIV Technology. It will let every Mazda deliver more driving pleasure while being kinder to the planet. Discover more at mazda.co.nz/skyactiv

Design direction captures the 'Soul of motion'

Zoom-Zoom is finding expression in an exciting new design direction known as 'KODO - Soul of Motion'. Soon to shape production models, 'Kodo' is inspired by the moment a body tenses before launching into motion. It's another way we see a future filled with driving enjoyment. Discover more at mazda.co.nz/concept-cars

mazdacare - 3 years of caring for your vehicle at no extra cost

Every new Mazda passenger vehicle comes with mazdacare included at no extra cost.

This extensive cover includes 3 years (or 100,000km) of Genuine Mazda Scheduled Servicing, 3 years of Mazda On Call Roadside Assistance and 3 years of a comprehensive Mazda Warranty. Find out more at mazda.co.nz/mazdacare

Maintain that Zoom-Zoom

Regular servicing is good because it keeps your Mazda in great shape for longer, saving you money in fuel, parts and keeps your vehicle safer on the road. That's why we offer 3 years (or 100,000km whichever occurs first) of Genuine Mazda Scheduled Servicing as part of mazdacare. Each service is carried out by Mazda factory-trained Service Specialists using the latest in vehicle diagnostic equipment, in order to keep every Mazda operating at optimum driving performance.

Help is at hand - Mazda Roadside Assistance

If something goes wrong when you're travelling then we're here to help. Mazda On Call is a roadside assistance programme

available to Mazda owners 24-hours a day, 365 days a year - included as part of your mazdacare cover. So, if you run out of fuel, lock your keys in the car or simply forget how to programme the stereo, all you need to do is call us. Our support centres are ready to help out with any mechanical, medical and even legal advice you might need.

Rest assured - your warranty

As you'd expect, all new Mazda vehicles come with a comprehensive Warranty. This means that as long as you service your Mazda regularly through an authorised Mazda Service Centre, it's likely you'll enjoy worry-free motoring well past the initial 3 year period of cover provided with all new vehicles.




Accessories add enjoyment

Mazda3 gives you spirited performance and great features. And with Mazda Genuine Accessories, Mazda3 ownership is even more enjoyable. They allow you to personalise your car, and protect your investment. What's more, they deliver superb design, quality and safety, all backed by a Genuine Mazda Warranty. Mazda Genuine Accessories give you even more Zoom-Zoom.

COLOURS

Exterior



Crystal White Pearl
Mica



Aluminium
Metallic



Dolphin Grey
Mica



Sky Blue
Mica



Velocity Red
Mica



Autumn Bronze
Mica



Graphite
Mica



Black
Mica


Interior



Black Cloth
GLX, GSX



Black Cloth
GSE SKYACTIV, SP25



Black Leather³
SP25 Limited

All care is taken to ensure the accuracy of this brochure at the time of publication. Specifications, features and model availability may vary and change without notice. Please refer to mazda.co.nz or consult your Mazda dealer prior to placing an order to ascertain current information on model availability, specifications, options, features and prices. Mazda Motors of New Zealand Limited will not be liable for any loss arising from the information in this brochure whether in negligence or otherwise. Mazda Motors of New Zealand Limited, PO Box 132 057, Sylvia Park, Auckland 1644. iPhone shown for illustrative purposes only and does not come standard with the vehicle. Please check the compatibility of your Bluetooth® device (particularly your mobile phone) with the specific Mazda vehicle you intend to purchase as not all devices will operate correctly. Visit mazdahandsfree.co.nz or consult your Mazda Dealer for further information. Due to the nature of the printing process colours may vary from those shown in this brochure. Ask your dealer to show you a product sample. Colours are as close to the actual paint colours as modern processes allow. Availability of colours was current as at November 2011, however, some colours may only be available on a firm order basis. Mazda New Zealand reserves the right to make changes at any time without notice. Please consult your local Mazda Dealer for current availability. Published November 2011. MZ4900520

¹ Fuel consumption figure based on ADR 81/02 test results. They are useful in comparing the fuel consumption of different vehicles. They may not be the fuel consumption achieved in practice. This will depend on traffic and road conditions and how the vehicle is driven. ² Trip computer displays current and average fuel economy, fuel range and average speed. ³ Leather interior includes Maztex material on selected high impact surfaces.



MX-5



Mazda6



Mazda3



BT-50



Mazda2



CX-9



CX-7



RX-8

zoom-zoom
zoom-zoom

