




Mazda6



ZOOM-ZOOM

At Mazda, we want to challenge everything you thought you knew about cars: to turn your preconceived notions on their head. To offer you a glimpse of how exhilarating driving should be – rather than the unrewarding activity it all too frequently is. We do this with cars that defy convention, and are dedicated to the pleasure of driving.



www.mazda.co.uk




- 1-17 **The new Mazda6**
- 18 **Karakuri seat system**
- 20 **Craftsmanship**
- 24 **Safety**
- 26 **Technology**
- 28 **The range**
- 32 **Soul of a sports car**
- 34 **Communications**
- 35 **Bose® sound system**
- 36 **Make it yours**
- 38 **It's personal**
- 40 **Designs on you**
- 41 **Mazda Credit**
- 42 **Specifications**
- 50 **Colour and trim**
- 52 **Mazda6 Configurator**



From the first encounter, the all-new Mazda6 seems to exist in a parallel world, where expectations are exceeded and conventions challenged. Larger and better equipped, yet lighter and more efficient? Improved performance, but cleaner than ever before?

The reality stands out, even in an extraordinary world.



Whatever road you travel, driving a Mazda6 will make it yours. Air whispers over the sculpted bodywork and flows smoothly beneath the aerodynamically-designed underfloor cover, delivering optimum stability at motorway speeds with minimum fuss.

Go your own way.



Sometimes it's what remains unsaid, that says the most. Here, a few crisply crafted lines cutting across rolling surfaces, punctuated with beautifully finished exterior chrome details, say just enough. Creating a finely balanced tension between sophisticated premium style and raw athletic sporting energy. Understatement has never been so bold.



Main image shows Mazda6 hatchback 2.5 Sport with optional metallic paint.



How smart would it be... if headlights turned in the direction of the steering wheel ahead of the car. Anticipating direction, illuminating the inside of bends, for example, before the car arrives. The Mazda6's Bi-xenon Adaptive Front lighting System on Sport and Sports Luxury models does just that.

Science fact, not fiction.



Inside, you'll want to hear just what you want to hear. The sporty engine note perhaps; the premium Bose® audio; or maybe just the whisper of tyres on smooth tarmac. A team of acoustic engineers has been dedicated to refining the driving experience, examining the smallest details to ensure the smoothest, quietest ride is yours to enjoy... as you like it.



Solidly built and trimmed with leather, alloy and tactile soft-touch materials, this is a place of tranquillity, sophistication and refinement. When the orange glow of the instruments appears in sequence from the deep-set 'blackout' dials, the promise of performance and driving enjoyment brings the space to life.

Now it is complete, waiting only to be driven.

If you have to share your new Mazda6, the generous rear leg room, seats moulded front and back for high levels of comfort and support, and electrically-adjustable front seats on the Sports Luxury model, should make your passengers' journey almost as enjoyable as your own.





When you have to share your Mazda6 with extra luggage too, the 60:40 split rear seat and smart 'Karakuri' quick-release-and-fold-flat system makes life a breeze. As well as allowing you to carry up to 1,751 litres of luggage in the estate, the simple 'one pull' system means you get to spend more time driving and less time folding seats.



Sliding front centre armrest

The sliding front centre armrest is designed to make long journeys seem just that little bit shorter.

Rear seat centre armrest

Cup holders add an extra touch of convenience to the rear seat fold-down centre armrest.

Craftsmanship

Quality is perceived almost as much as it is seen or felt. It comes from a sense of completeness that each design detail has been considered, materials meticulously selected and fit, finish and feel have been refined time and time again, until just right.

These qualities are all inside Mazda6.
Exquisitely created for demanding individuals.



'Blackout' instruments

'Blackout' instruments feature high-precision amber-red illumination complemented by metal-effect rings with laser-cut graduations.

Quality

The craftsmanship demonstrated in details like the door handles reflects the care that has gone into the Mazda6.

6-speed manual gearbox

The 2.0 and 2.5 MZR petrol – plus the 2.0 M-TDi diesel – engines have a 6-speed manual gearbox for improved flexibility through the gears and a more refined driving experience at motorway speeds.

Push-start system

With the Smart Keyless Entry System, you can unlock the doors and get into the car without using a key, then start or stop the engine with the start / stop button (depending on model).



Image shows Mazda6 hatchback 2.5 Sport with partial-leather seat trim.



Image shows Mazda6 estate 2.0D Sports Luxury with optional mica paint.

Anti-lock Braking System (ABS)

ABS works with the Electronic Brake-force Distribution (EBD) to optimise braking performance, helping you to maintain steering control in wet or snowy conditions.



Airbags

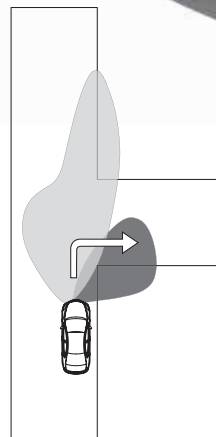
Mazda6 features dual front airbags, front side airbags and front and rear side curtain airbags for enhanced passenger protection.



Safety

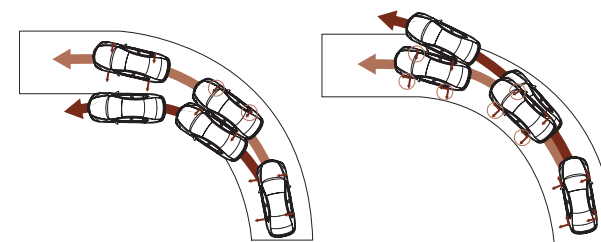
Prevention is better than cure, which is why Mazda6 incorporates so many features designed to help avoid accidents occurring in the first place, including Dynamic Stability Control, Anti-lock Braking System and Adaptive Front lighting System. But none of these features is a guarantee, so Mazda6 also features a high-tensile steel bodyshell with crumple zones and rigid passenger safety cell, as well as front seatbelt pre-tensioners, a full complement of dual front and front side airbags, together with front and rear side curtain airbags.

The best safety device in the new Mazda6, however, is the driver. Please drive safely.



Adaptive Front lighting System (AFS)

AFS boosts visibility by illuminating the area on the inside of a bend not covered by the high and low beams, while Bi-xenon headlights improve things even more by illuminating the road further ahead.



Dynamic Stability Control (DSC)

DSC enhances stability in critical driving situations regardless of the road surface the car is driven on. The system, working in conjunction with ABS, reduces engine power when necessary and carefully regulates braking pressure on the individual wheel, ensuring that the car can get round corners or around obstacles without either oversteering or understeering – still maintaining maximum traction and stability. TCS (Traction Control System) makes sure that the wheels do not spin on, for example, loose surfaces up to 19mph, by regulating the torque of the engine.

Pre-tensioners

Front seatbelt pre-tensioners form an integral part of the Supplementary Restraint System (SRS), stopping the occupant from moving forward during a frontal impact.

Technology

From the smallest mechanical component hidden away in the complexity of a modern engine, through the sophisticated electronics that run engine management and vehicle systems, to the science of aerodynamics, fuel efficiency and emissions, every detail has been considered then thoughtfully engineered.

With just one purpose in mind. The most enjoyable, fulfilling and reliable driving experience Mazda can create.



CF-Net

The CF-Net system gives you instant control over a variety of functions – including the air conditioning, audio, trip computer and Bluetooth® (when fitted) – with steering wheel-mounted controls, so you don't get distracted from the road ahead.



New MZR 2.5-litre engine

Sequential Valve Timing (S-VT) and the Variable Intake System (VIS) contribute to improved flexibility – with 170ps (125kW) on tap – plus enhanced fuel efficiency. What does all this mean to you? How about a top speed of 137mph, acceleration from 0-62mph in just 8.3 seconds and combined fuel economy of 34.9mpg (8.1 L/100km).

Electronic Power Assisted Steering (EPAS)

With EPAS, the required steering effort is proportional to the speed you are travelling. Minimal effort is needed at low speeds, while at higher speeds the steering has less assistance, making it heavier and, therefore, very precise. As an additional bonus, EPAS also reduces emissions and improves fuel efficiency.

Aerodynamics

Mazda6 has the lowest air drag coefficient in its class, but it still manages a low lift coefficient, so it is very stable at high speeds on motorways. This was achieved through innovations such as unique front-tyre air deflectors and a carefully designed underfloor cover, which combine to generate enough downforce to make the Mazda6 'stick' to the road.



Mazda6: The range

Every detail of Mazda6 has been carefully considered and then thoughtfully engineered. When we develop new technologies it is always for a purpose: in this case to improve the driving and ownership experience over the long term. Although most of this technology is hidden from view, its excellence shines through to the surface, so Mazda6's outer form is the natural outcome of its inner qualities.

Mazda6 S



Key features

- Anti-lock Braking System (ABS) with Electronic Brake-force Distribution (EBD) and Emergency Brake Assist (EBA)
- Dynamic Stability Control (DSC) with Traction Control System (TCS)
- 16" alloy wheels
- Manual air conditioning
- Front and rear electric windows
- MP3 player auxiliary jack

Mazda6 TS



Key features in addition to S

- Dual-zone climate control air conditioning
- Cruise control
- Trip computer
- CF-Net steering wheel controls
- Leather steering wheel and shift knob
- Welcome mode lighting

Mazda6: The range

Mazda6 TS²



Key features in addition to TS

- 17" alloy wheels
- 6-CD changer
- Electric folding door mirrors
- Integrated Bluetooth® system
- Front fog lights
- Auto-dimming rear-view mirror
- Auto rain-sensing wipers

Mazda6 Sport



Key features in addition to TS²

- 18" alloy wheels
- Sports Appearance Pack
- Bi-xenon headlights with Adaptive Front lighting System (AFS)
- Part leather trim with heated front seats
- Bose® audio system
- Tyre pressure monitoring system
- Smart keyless entry (petrol only)
- Start / stop button (petrol only)

Mazda6 Sports Luxury



Key features in addition to TS²

- 18" alloy wheels
- Bi-xenon headlights with Adaptive Front lighting System (AFS)
- Sunroof
- Electrically-adjustable front seats
- Full leather trim with heated front seats
- Bose® audio system
- Front and rear parking sensors
- Tyre pressure monitoring system



The soul of a sports car

For a few, surprisingly, the individuality of driving a Mazda6 may not be quite enough. The Sports Appearance Pack (standard on Sport models) dials up the Mazda6's sporting genes with a unique front grille, aerodynamic front and rear bumpers, distinctive side skirts, clear rear lights and rear spoiler, plus lower profile tyres on 18" alloy rims.

Every Mazda has performance within its soul. Express it.



Side skirts.



Aerodynamic rear bumper.



Rear wing spoiler (hatchback).



Unique front grille.



Aerodynamic front bumper with front fog lights.



Communications

Buying a Mazda6 is like buying a high-end entertainment or communications centre. Depending on the model you drive, you can listen to concert-hall quality music, talk safely 'hands free' on the integrated Bluetooth® system with friends and colleagues on the phone. The steering wheel-mounted CF-Net means you can operate safely at the touch of a button without taking your hands off the steering wheel or eyes off the road.

A great deal, especially when you get a great car included too.

- 1 Steering wheel controls
- 2 Auxiliary jack and power outlet
- 3 The Bluetooth® system lets you use a Bluetooth-equipped mobile phone without taking your hands off the steering wheel or your eyes off the road (standard on TS² and above)



Eight high-performance speakers

- One 8cm neodymium mid-high-range speaker (centrefill) in the instrument panel.
- Two 4cm tweeters in the side-view mirror panels.
- Two 16.5cm neodymium low-mid-range speakers in the front doors.
- Two 16.5cm neodymium low-mid-range speakers in the rear doors.
- One 13cm Richbass® woofer in a 10-litre custom-engineered bass enclosure in the spare tyre wheel well (hatchback / estate).*

System electronics

- Digital amplifier mounted below the driver's seat. Includes Bose® digital signal processing with AudioPilot® noise compensation technology and six channels of customised equalisation.
- AudioPilot® microphone mounted in the instrument panel monitors interior noise level.

*In the saloon, the bass enclosure is replaced by a 23cm Nd® woofer in the rear shelf.

The Bose® sound system for the Mazda6

Enhancing the driving experience in the Mazda6 is the 8-speaker Bose® sound system, which is customised specifically for the Mazda6 cabin to help reproduce music with more of the power and emotion of a live performance. AudioPilot® noise-compensation technology helps preserve the listening experience when confronted with the effects of unwanted outside sound and vehicle speed (standard on Sport and Sports Luxury models).





Parking sensor.

Door mirror garnish.

Aluminium pedal set.

Shift knob.

Make it yours

Mazdas are bought by individuals. People with a point of view, proud to stand out from the crowd.

Just like the individuals who buy them, no Mazda6 should ever be exactly the same. With a huge range of functional and aesthetic accessories, the opportunities to 'make it yours' are almost endless. Enjoy.



It's personal

Put 50 people in a room and you'll hear them dream up 50 different ways in which they use their car. This is why we've put together a collection of accessories that are designed to help you tailor your Mazda6 to your individual requirements.



Sunblind.

Luxury floor mats.

Dog guard (estate only).

ISOFIX child seat.



Roof carrier system.

Bluetooth® hands-free kit (S and TS only).

Bumper corner and body protector (painted).

Trunk compartment system.



Rear bumper step protector (saloon and hatchback).

Trunk mat with bumper protection (estate).

Rear lip spoiler (hatchback).

Trunk net system.

Designs on you


The wheels on a car define its character. The larger the wheel diameter and the thinner the tyre, the more 'sporting' its appearance. All Mazda6 wheels are designed with this in mind, from the 16" alloy on S models to the 18" alloy on Sport and Sports Luxury. For those looking to personalise their Mazda6 still further, the optional alloy wheels present an enticing alternative.



16" alloy wheel (S, TS)




16" 5x2-spoke alloy wheel (accessory)




17" alloy wheel (TS)



17" 10-spoke alloy wheel (accessory)



18" alloy wheel (Sport, Sports Luxury)



18" 15-spoke alloy wheel (accessory)



Mazda Credit

Mazda Credit has developed finance packages to provide you with choice and flexibility when buying your new Mazda. Time and convenience are also important to many customers, which is why Mazda Credit may be worth a closer look when buying your new Mazda.

Why Mazda Credit?

- Face-to-face service in the Mazda dealership
- Simple application process
- A quick decision – two-thirds accepted instantly
- A proven track record – we finance over 50% of all new Mazda vehicles*
- Nothing but finance and insurance for Mazda vehicles
- Interest rates fixed for the duration of your loan

*Retail sales figures correct as at 31 October 2007.

Mazda MultiOption Cashplan

The benefits:

- No regular instalments
- Flexibility to keep, return or exchange your Mazda at the end of the agreement
- Fewer major service and repair bills
- Protected against fall in used car prices by an Optional Final Payment (Guaranteed Minimum Future Value)

Mazda MultiOption

The benefits:

- Enjoy the flexibility of choosing a contract term which best suits your needs
- Flexibility to keep, return or exchange your Mazda at the end of the agreement
- Protected against fall in used car prices by an Optional Final Payment (Guaranteed Minimum Future Value)

To find out more about the benefits of Mazda Credit, speak to your Mazda dealer today.

Finance subject to status. Guarantees / Indemnities may be required. Mazda Credit CM13 3AR



Mechanical Features

Engines:

- 1.8 MZR Petrol**
- 1798cc in-line 4-cylinder, 16-valve, DOHC, developing 120ps (88kW) at 5500rpm and 165Nm at 4300rpm.
 - CO₂ emissions of 162g/km (EC Stage IV). (Combined).
 - Multipoint injection into intake manifold.
 - Battery – 55D23L.
 - Alternator – 12V-100A.

- 2.0 MZR Petrol**
- 1999cc in-line 4-cylinder, 16-valve, DOHC, developing 147ps (108kW) at 6500rpm and 184Nm at 4000rpm.
 - CO₂ emissions of 166-171g/km (EC Stage IV). (Combined).
 - Multipoint injection into intake manifold.
 - Battery – 55D23L.
 - Alternator – 12V-100A.

- 2.0 MZR Petrol Auto**
- 1999cc in-line 4-cylinder, 16-valve, DOHC, developing 147ps (108kW) at 6500rpm and 184Nm at 4000rpm.
 - CO₂ emissions of 182-185g/km (EC Stage IV). (Combined).
 - Multipoint injection into intake manifold.
 - Battery – 55D23L.
 - Alternator – 12V-100A.

- 2.5 MZR Petrol**
- 2488cc in-line 4-cylinder, 16-valve, DOHC, developing 170ps (125kW) at 6000rpm and 226Nm at 4000rpm.
 - CO₂ emissions of 192-193g/km (EC Stage IV). (Combined).
 - Multipoint injection into intake manifold.
 - Battery – 80D26L.
 - Alternator – 12V-100A.

- 2.0 M-TDi Diesel**
- 1998cc Diesel, developing 140ps (103kW) at 3500rpm and 330Nm at 2000rpm.
 - CO₂ emissions 147-149g/km (EC Stage IV). (Combined).
 - Multipoint direct injection.
 - Battery – 115D31L.
 - Alternator – 12V-100A.
 - Diesel Particulate Filter (DPF).

Transmissions:

- 5- or 6-speed manual (6-speed only available on 2.0 MZR, 2.5 MZR and 2.0 M-TDi) – Giving precise, positive shift feel to provide a feeling of unity between driver and vehicle.
- 5-speed Activematic (optional on 2.0 MZR) – Choice between automatic or manual shifting.

Body:

- Self-supporting rigid and torsion-resistant all-steel body with defined crush zones for the front and rear sections, stable passenger safety cell with side impact reinforcement in the doors.
- Mazda Advanced Impact Distribution and Absorption System (MAIDAS) designed to secure the critical interior space in the event of an accident.

Chassis and Suspension:

- Front: The high-mount double wishbone suspension mechanism minimises negative road inputs for optional stability. It has a minimal kingpin-to-wheel-centre offset to ensure the best possible tyre-to-road contact.
- Rear: E-type multi-link suspension mechanism employs low-profile springs and angled dampers that provide optimal rear cargo space without compromising the car's handling capabilities.

Brake System:

- Four-wheel Anti-lock Braking System (ABS) with Electronic Brake-force Distribution (EBD) to optimise brake performance.
- Front: 299mm ventilated disc brakes.
- Rear: 280mm disc brakes.

Model Availability		1.8 MZR	2.0 MZR	2.0 MZR Automatic	2.5 MZR	2.0 M-TDi
S	4-door	–	–	–	–	–
	5-door	■	–	–	–	■
	Estate	–	–	–	–	–
TS	4-door	–	■	–	–	–
	5-door	■	■	■	–	■
	Estate	–	■	■	–	■
TS ²	4-door	–	■	–	–	■
	5-door	–	■	■	–	■
	Estate	–	■	■	–	■
Sport	4-door	–	–	–	–	–
	5-door	–	–	–	■	■
	Estate	–	–	–	■	■
Sports Luxury	4-door	–	–	–	■	■
	5-door	–	–	–	–	–
	Estate	–	–	–	–	■

■ = Available.

Technical Data

Engine Type	1.8 MZR	2.0 MZR	2.0 MZR Automatic	2.5 MZR	2.0 M-TDi
Displacement (cc)	1798	1999	1999	2488	1998
Bore x stroke (mm)	83.0 x 83.1	87.5 x 83.1	87.5 x 83.1	89.0 x 100.0	86.0 x 86.0
Valves per cylinder	4	4	4	4	4
Maximum output [ps (kW) / rpm]	120 (88) / 5500	147 (108) / 6500	147 (108) / 6500	170 (125) / 6000	140 (103) / 3500
Maximum torque (Nm / rpm)	165 / 4300	184 / 4000	184 / 4000	226 / 4000	330 / 2000
Compression ratio	10.8	10.0	10.0	9.7	16.7

Transmission

Type	5-speed manual	6-speed manual	5-speed automatic	6-speed manual	6-speed manual	
Gear ratios:	1st	3.666	3.454	3.620	3.454	3.538
	2nd	2.059	1.842	1.925	1.842	1.913
	3rd	1.392	1.310	1.285	1.310	1.218
	4th	1.030	0.970	0.933	1.030	0.880
	5th	0.795	0.795	0.692	0.837	0.809
	6th	–	0.717	–	0.717	0.673
	Reverse	3.166	3.198	3.405	3.198	3.831
Final gear ratio	4.105	4.388	3.863	4.388	3.611 / 3.095	

Steering

Steering gear	Electronic Power Assist System (EPAS) rack and pinion				
Minimum turning circle (wall-to-wall) (m)	5.7* / 5.9**	5.7* / 5.9**	5.7* / 5.9**	5.7* / 5.9**	5.7* / 5.9**

Performance and Economy

4-door:

Acceleration (0-62mph in sec)	–	9.9	–	8.0	10.5
Top speed (mph)	–	133	–	137	127
Fuel consumption ¹⁾ [mpg / (l/100km)]:	Urban	–	28.8 (9.8)	–	25.4 (11.1)
	Extra Urban	–	52.3 (5.4)	–	44.8 (6.3)
	Combined	–	40.4 (7.0)	–	34.9 (8.1)
CO ₂ emissions (g/km) ¹⁾	–	166	–	192	147
EC emission level	–	EC Stage IV	–	EC Stage IV	EC Stage IV
Recommended fuel	–	Unleaded 95 RON	–	Unleaded 95 RON	Diesel
Fuel tank capacity (litres)	–	64	–	64	64

5-door:

Acceleration (0-62mph in sec)	11.6	10.2	11.1	8.3	10.7
Top speed (mph)	123	132	126	137	125
Fuel consumption ¹⁾ [mpg / (l/100km)]:	Urban	29.4 (9.6)	28.5 (9.9)	25.4 (11.1)	25.4 (11.1)
	Extra Urban	53.3 (5.3)	51.4 (5.5)	49.6 (5.7)	44.8 (6.3)
	Combined	40.9 (6.9)	39.8 (7.1)	36.7 (7.7)	34.9 (8.1)
CO ₂ emissions (g/km) ¹⁾	162	168	182	192	147
EC emission level	EC Stage IV	EC Stage IV	EC Stage IV	EC Stage IV	EC Stage IV
Recommended fuel	–	Unleaded 95 RON			Diesel
Fuel tank capacity (litres)	64	64	64	64	64

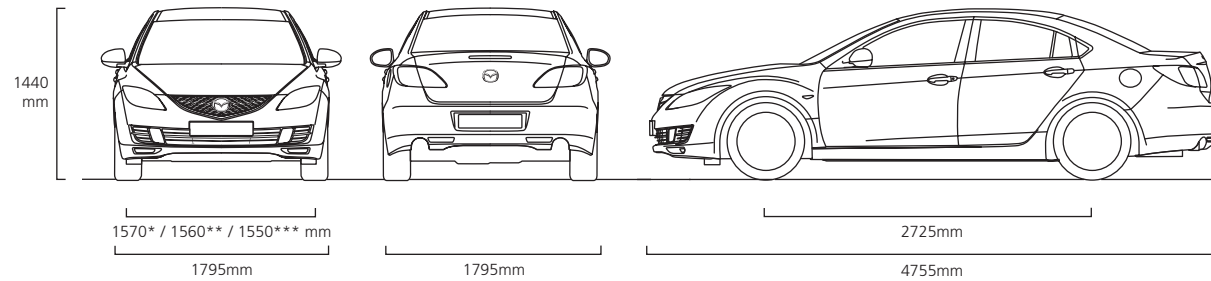
Estate:

Acceleration (0-62mph in sec)	–	10.3	11.2	8.3	10.9
Top speed (mph)	–	129	123	135	123
Fuel consumption ¹⁾ [mpg / (l/100km)]:	Urban	–	28.2 (10.0)	25.0 (11.3)	25.2 (11.2)
	Extra Urban	–	50.4 (5.6)	48.7 (5.8)	44.1 (6.4)
	Combined	–	39.2 (7.2)	36.2 (7.8)	34.4 (8.2)
CO ₂ emissions (g/km) ¹⁾	–	171	185	193	149
EC emission level	–	EC Stage IV	EC Stage IV	EC Stage IV	EC Stage IV
Recommended fuel	–	Unleaded 95 RON			Diesel
Fuel tank capacity (litres)	–	64	64	64	64

¹⁾ Fuel consumption and CO₂ emissions values according to 80/1268 EWG (1999/100/EC).
*With 16" and 17" wheels. **With 18" wheels.


Technical Data

Dimensions and Weights 4-door	1.8 MZR	2.0 MZR	2.0 MZR Automatic	2.5 MZR	2.0 M-TDi
Overall length / width / height (mm)	–	4755 / 1795 / 1440	–	4755 / 1795 / 1440	4755 / 1795 / 1440
Ground clearance between the axles – unladen (mm)	–	165	–	165	165
Front track / Rear track (mm)	–	1570* / 1560** / 1550***	–	1570* / 1560** / 1550***	1570* / 1560** / 1550***
Wheelbase (mm)	–	2725	–	2725	2725
Front headroom / leg room / shoulder room (mm)	–	1001 / 1079 / 1430	–	1001 / 1079 / 1430	1001 / 1079 / 1430
Rear headroom / leg room / shoulder room (mm)	–	955 / 947 / 1410	–	955 / 947 / 1410	955 / 947 / 1410
Cargo volume, acc. to VDA (l)	–	519	–	519	519
Ventilated front disc diameter (mm)	–	299	–	299	299
Rear disc diameter (mm)	–	280	–	280	280
Kerb weight (kg) incl. driver (75kg) (min)	–	1370	–	1395	1500
Permitted gross vehicle weight (kg)	–	1905	–	1930	2035
Permitted axle load, front / rear (kg)	–	1010 / 995	–	1040 / 990	1150 / 985
Towing capacity (kg): 8% gradient	–	1700	–	1700	1800
12% gradient	–	1500	–	1500	1600
Maximum roof load (kg)	–	100	–	100	100



5-door

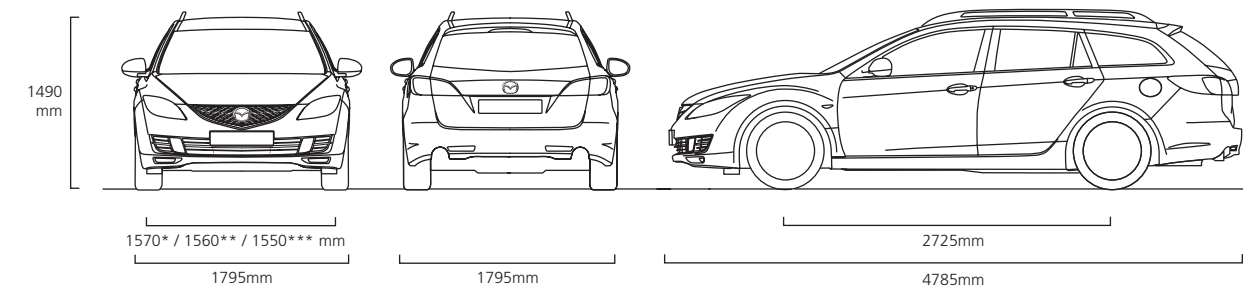
Overall length / width / height (mm)	4755 / 1795 / 1440				
Ground clearance between the axles – unladen (mm)	165	165	165	165	165
Front track / Rear track (mm)	1570* / 1560** / 1550***				
Wheelbase (mm)	2725	2725	2725	2725	2725
Front headroom / leg room / shoulder room (mm)	1001 / 1079 / 1430				
Rear headroom / leg room / shoulder room (mm)	945 / 947 / 1410				
Cargo volume, acc. to VDA (l)	5-seat mode (to belt line)	510	510	510	510
2-seat mode (to roof)	1702	1702	1702	1702	1702
Ventilated front disc diameter (mm)	299	299	299	299	299
Rear disc diameter (mm)	280	280	280	280	280
Kerb weight (kg) incl. driver (75 kg) (min)	1395	1410	1430	1430	1530
Permitted gross vehicle weight (kg)	1925	1950	1975	1970	2075
Permitted axle load, front / rear (kg)	1000 / 1025	1010 / 1040	1040 / 1035	1035 / 1035	1150 / 1025
Towing capacity (kg): 8% gradient	1500	1700	1700	1700	1800
12% gradient	1300	1500	1500	1500	1600
Maximum roof load (kg)	100	100	100	100	100



Technical Data

Dimensions and Weights Estate	1.8 MZR	2.0 MZR	2.0 MZR Automatic	2.5 MZR	2.0 M-TDi Diesel
Overall length / width / height (mm)	–	4785 / 1795 / 1490			
Ground clearance between the axles – unladen (mm)	–	165	165	165	165
Front track / Rear track (mm)	–	1570* / 1560** / 1550***			
Wheelbase (mm)	–	2725	2725	2725	2725
Front headroom / leg room / shoulder room (mm)	–	1001 / 1079 / 1430			
Rear headroom / leg room / shoulder room (mm)	–	990 / 947 / 1410			
Cargo volume, acc. to VDA (l)	5-seat mode (to belt line)	519	519	519	519
2-seat mode (to roof)	1751	1751	1751	1751	1751
Ventilated front disc diameter (mm)	–	299	299	299	299
Rear disc diameter (mm)	–	280	280	280	280
Kerb weight (kg) incl. driver (75kg) (min)	–	1430	1455	1455	1545
Permitted gross vehicle weight (kg)	–	1970	2020	2010	2110
Permitted axle load, front / rear (kg)	–	995 / 1075	1030 / 1090	1025 / 1085	1145 / 1060
Towing capacity (kg): 8% gradient	–	1700	1700	1700	1800
12% gradient	–	1500	1500	1500	1600
Maximum roof load (kg)	–	100	100	100	100

*With 16x6 tyres; **With 16x6.5 tyres; ***With 17"/18" tyres.



Equipment

Safety and Security		For image, see pg	S	TS	TS ²	Sport	Sports Luxury
Mazda Advanced Impact Distribution and Absorption System (MAIDAS) engineered 'triple H' body structure to help protect occupants from impact forces			●	●	●	●	●
Supplementary Restraint System (SRS) – Central control unit with crush sensors, front seatbelt pre-tensioners, load-limiters and dual front airbags			●	●	●	●	●
Anti-lock Braking System (ABS) with Electronic Brake-force Distribution (EBD) and Emergency Brake Assist (EBA)		24	●	●	●	●	●
Dynamic Stability Control (DSC) with Traction Control System (TCS)		25	●	●	●	●	●
Dual front airbags		24/25	●	●	●	●	●
Front side airbags		24/25	●	●	●	●	●
Front and rear curtain airbags		24/25	●	●	●	●	●
Front passenger airbag deactivation system			●	●	●	●	●
Safety brake pedal for minimum impact intrusion			●	●	●	●	●
ISOFIX child seat anchorage			●	●	●	●	●
Front and rear seatbelt reminder system with audible 'unbuckle' warning			●	●	●	●	●
Seatbelts:	Front, 3-point (ELR) x 2 with pre-tensioners and load-limiters, height-adjustable		●	●	●	●	●
	Rear, 3-point (ELR) x 3		●	●	●	●	●
Thatcham Category 1 alarm and immobiliser			●	●	●	●	●

Additional Safety and Security Options

Baby and child seats:	Child seat, 1st age						
	Child seat, 2nd age ISOFIX	39					
	Child seat, 3rd age						

Please contact your dealer for further information and availability.

Exterior

Tyres and wheels:	205/60 R16 with 16" alloy wheels	40	●	●	–	–	–
	215/50 R17 with 17" alloy wheels	40	–	–	●	–	–
	225/45 R18 with 18" alloy wheels	40	–	–	–	●	●
	Tyre repair kit		●	●	●	●	●
	Tyre pressure monitoring system		–	–	–	●	●
Metallic / Mica paint		51	○	○	○	○	○
Bumpers, front and rear:	Body colour		●	●	●	●	●
Sports Appearance Pack – Sports radiator grille, sports front and rear bumper, side skirts, rear spoiler, sports front fog lights. All body parts are colour-keyed		32/33	–	–	–	●	–
Bodyside mouldings:	Body colour		●	●	●	●	●
Door handles:	Body colour		●	●	●	●	●
Privacy glass:	Rear side and rear windows		–	–	–	●	–
Wipers:	Front, 3-speed with intermittent wipe and electric wash		●	●	●	●	●
	Front automatic rain sensors		–	–	●	●	●

● = Standard; ○ = Option at extra cost.

Equipment

Exterior (continued)		For image, see pg	S	TS	TS ²	Sport	Sports Luxury
Headlights:	Halogen		●	●	●	–	–
	Bi-xenon with Adaptive Front lighting System	31	–	–	–	●	●
Headlight cleaning			–	–	–	●	●
Headlight levelling:	Manual		●	●	●	–	–
	Automatic		–	–	–	●	●
Daytime running lights			●	●	●	●	●
Front fog lights:	Bumper installed	31	–	–	●	●	●
Rear brake light, high-mounted			●	●	●	●	●
Rear fog light			●	●	●	●	●
Park Assist sensors:	Front and rear	31	–	–	–	–	●
Body coloured door mirrors:	Electrical adjustment		●	–	–	–	–
	Electrical adjustment with heating function		–	●	–	–	–
	Electrical adjustment with heating and electric foldable		–	–	●	●	●
Sunroof			–	–	–	–	●
Roof rails, alloy look:	Estate only		–	●	●	●	●
Heated rear window			●	●	●	●	●
Heat-reflecting glass			●	●	●	●	●

Additional Exterior Options

Tyres and wheels:	205/60 R16 with 16" alloy wheels	40					
Suspension lowering kit							
Bumpers, front and rear:	Rear and side door protector	39					
	Rear step bumper protector	39					
Front fog lights:	Bumper installed						
Mudflaps:	Front						
	Rear						
Body-coloured door mirrors:	Chrome garnish						
Rear lip spoiler							
Roof carrier system:	Bolt-on for 4- and 5-door, fixed for Estate	39					
	Attachment for skis						
	Attachment for bicycle						
Tow bar:	Tow bar harness (available in 7-pin and 13-pin)						
	Detachable for 4- and 5-door, detachable or fixed for Estate						
Roof box:	Small						
	Big						
Dog guard:	Steel mesh (Estate only)	39					

Please contact your dealer for further information and availability.

● = Standard; ○ = Option at extra cost.



Equipment

Comfort and Convenience		For image, see pg	S	TS	TS ²	Sport	Sports Luxury
Power door locks with deadlocking			●	●	●	●	●
Remote central locking system:	With illuminated entry		●	●	●	●	●
	Global closing (central closing of all windows through key fob)		●	●	●	●	●
	Advanced keyless entry system (Petrol only)		○	○	○	●	●
	Start / stop button (Petrol only)	20	○	○	○	●	●
Power steering		●	●	●	●	●	
Cruise control		○	●	●	●	●	
Electric windows:	Front and rear, with one-touch auto down on each window	29	●	●	●	●	●
Auto-dimming rear-view mirror			○	○	●	●	●
Air conditioning:	Manual	29	●	○	○	○	○
	Dual zone climate control (driver and passenger)	29	○	●	●	●	●
Sunvisors:	Driver's and front passenger's, with mirror and ticket holder		●	○	○	○	○
	Driver's and front passenger's, with illumination, mirror and ticket holder		○	●	●	●	●

Additional Comfort and Convenience Option

Floor mats:	Carpet floor mats 'Standard'		Please contact your dealer for further information and availability.				
	Carpet floor mats 'Luxury'	39					
Sunblinds:	For side rear windows, frame type with fixing kit						
	For rear door windows, frame type with fixing kit	39					
	For rear windows, frame type with fixing kit						

Interior Features

Seats and integral head restraint:	Driver's, dial reclining and height adjustment		●	●	●	●	●
	Driver's, lumbar adjustment		●	●	●	●	●
	Driver's active head restraint		●	●	●	●	●
	Driver's and passenger's height-adjustable head restraint		●	●	●	●	●
	Sports bucket-style front seats		○	○	○	●	●
	Heated driver's and front passenger's seats (2-level adjustable)		○	○	○	●	●
Rear seats:	Electric adjustment, driver's and front passenger's seats with memory function for driver's seat	31	○	○	○	○	●
	60 / 40 fold down (4-door only)		●	●	●	●	●
	60 / 40 'Karakuri' fold-flat seat system (5-door and Estate only)		●	●	●	●	●
	Three height-adjustable head restraints		●	●	●	●	●
	Centre armrest		○	●	●	●	●
Seat trim:	Full cloth	50	●	●	●	○	○
	Partial leather / cloth	50	○	○	○	●	○
	Full leather	50	○	○	○	○	●

● = Standard; ○ = Option at extra cost.

Equipment

Interior Features (continued)		For image, see pg	S	TS	TS ²	Sport	Sports Luxury	
Steering wheel:	Leather-wrapped		○	●	●	●	●	
	Tilt and height adjustment		●	●	●	●	●	
CF-Net:	Steering wheel switches for audio, air conditioning, trip computer and Bluetooth®	26	○	●	●	●	●	
Foot pedals:	Alloy		○	○	○	●	○	
Shift knob:	Leather-wrapped		○	●	●	●	●	
Carbon fibre appearance on dash centre (only with leather trim)			○	○	○	○	●	
Grab handle, front passenger's and two rear with coat hooks			●	●	●	●	●	
Audio:	Radio		●	●	●	●	●	
	Single CD with four speakers	29	●	●	○	○	○	
	6-CD changer with six speakers	34	○	○	●	○	○	
	Bose® sound system with 6-CD changer and eight speakers	35	○	○	○	●	●	
	MP3 / CD playback capability		●	●	●	●	●	
	Auxiliary jack for connecting MP3 players	34	●	●	●	●	●	
	Steering wheel-mounted remote audio controls	34	○	●	●	●	●	
	Integrated Bluetooth® system	34	○	○	●	●	●	
	Meter set:	White-finish dials with amber-red illumination		●	●	●	○	○
		Blackout-finish dials with amber-red / blue illumination	20	○	○	○	●	●
Trip computer with speed alarm		○	●	●	●	●		
Tachometer		●	●	●	●	●		
Fuel gauge		●	●	●	●	●		
Exterior temperature thermometer, digital		●	●	●	●	●		
Welcome mode lighting		○	●	●	●	●		
Digital clock		●	●	●	●	●		
Cigarette lighter		●	●	●	●	●		
Front centre armrest:	With storage box		●	●	●	●	●	
	With slide function		○	●	●	○	○	
	Soft-covered with slide function		○	○	○	●	●	
Further storage spaces:	Glovebox, lockable with illumination		●	●	●	●	●	
	Seatback pocket (passenger side)		●	●	●	●	●	
	Front door pockets		●	●	●	●	●	
	Two cup holders (front)		●	●	●	●	●	
Front ashtray, illuminated		●	●	●	●	●		
Interior light, dome with integral spotlight		●	●	●	●	●		

Additional Interior Options

Foot pedals:	Aluminium	37	Please contact your dealer for further information and availability.				
Scuff plates:	Front and rear, illuminated front	38					
Luggage compartment:	Trunk liner						
Trunkroom storage system:	Compartment separation	39					
Trunk mat:	Textile mat with bumper protection function (Estate only)	39					
Bluetooth® handsfree kit (S and TS)		39					

● = Standard; ○ = Option at extra cost.



Colours and Seat Trims



Charcoal Black cloth (S)



Black cloth (TS, TS²)



Partial leather (Sport)



Black leather (SL)



Light Grey leather (SL)



Brilliant Black



Aurora Blue Mica



Copper Red Mica



Crystal White Pearl Mica



Galaxy Grey Mica



Lilac Silver Metallic



Stormy Blue Mica



Sunlight Silver Metallic

Model	S	TS	TS²	Sport	Sports Luxury
Trim	Charcoal Black cloth	Black cloth	Black cloth	Partial leather	Black leather Light Grey leather

Solid Body Colours

Brilliant Black Solid	■	■	■	■	■	■
-----------------------	---	---	---	---	---	---

Mica and Metallic Body Colours*

Aurora Blue Mica	■	■	■	■	■	■
Copper Red Mica	■	■	■	■	■	■
Crystal White Pearl Mica	■	■	■	■	■	■
Galaxy Grey Mica	■	■	■	■	■	■
Lilac Silver Metallic	■	■	■	■	■	■
Stormy Blue Mica	■	■	■	■	■	■
Sunlight Silver Metallic	■	■	■	■	■	■

■ = Available
*Option, at extra cost.



Warranty Plus – 3-Year Cover

Every Mazda is designed and built to the highest standards of performance, comfort and reliability. For your further reassurance, Mazda also provides a full 3-year / 60,000 mile¹ warranty cover, including Mazda European Assistance, 3-year paintwork warranty and a 12-year anti-perforation warranty. ¹There is no mileage limit during the first year of the warranty.

Mazda Momentum – New Vehicle Extended Warranty

At any time during the manufacturer's warranty period, you may purchase a Mazda Momentum extended warranty package. Three options are available. Your Mazda dealer will be pleased to provide you with details.

Mazda Business Partner

As a Mazda corporate customer, you'll find that Mazda vehicles are designed to fulfil the diverse needs of a modern company. Our corporate service offers attractive purchase prices, low running costs and market-driven residual values, resulting in extremely competitive ownership costs.

Mazda Digital Service Record

The Mazda Digital Service Record (DSR) system provides increased security against counterfeit service documents and odometer tampering, and makes it easy to keep the service history up to date. Stored on a central database, the DSR replaces the traditional paper service book and ensures a secure, accurate and permanent service history for the life of the vehicle.

Your Mazda dealer:

Mazda Motors UK Limited reserves the right to introduce changes in specification and equipment due to its ongoing product development. Colour and trim samples shown may vary from the actual colours because of the limitations of the printing process. It is recommended that you consult your authorised Mazda dealer when referring to these.

Bose®, the Bose logo, Richbass®, Nd® and AudioPilot® are registered trademarks of Bose Corporation in the U.S. and other countries. Used with permission.

The Bluetooth® word mark and logos are owned by the Bluetooth SIG, Inc. and any use of such marks by Mazda Motor Company is under licence. Other trademarks and trade names are those of their respective owners.

May 2008.

Internet: www.mazda.co.uk

Mazda Helpline: 08457 48 48 48