

Mazda6

zoom-zoom
zoom-zoom



mazda

All-New Mazda6 is the safest, most advanced car we've ever made.

Our unique brake energy regeneration system, i-ELOOP,
helps achieve fuel economy that leads the class.

The full array of SKYACTIV TECHNOLOGY has re-engineered every aspect,
to unlock efficiency, reduce weight and increase performance.

And Zoom-Zoom is made even more invigorating
with dynamic 'KODO - Soul of Motion' design.

All-New Mazda6 is driving re-energised.



zoom-zoom
zoom-zoom
zoom-zoom

IT HAS AN ENERGY YOU CAN SEE

All-New Mazda6 has literally been shaped by a sense of excitement. Its confident stance and athletic form are the vision of our latest design theme, 'KODO - Soul of Motion'. KODO captures the very instant energy becomes motion. It's the muscular beauty you see

when an animal pounces, or when a human leaps into action. Everywhere you look this sporting poise is enhanced by elegant detail. In either sedan or wagon, petrol or diesel, All-New Mazda6 has a powerful presence.

魂動

KODO : SOUL of MOTION



ATENZA SEDAN IN SOUL RED METALLIC



OUR MOST ADVANCED PERFORMANCE YET

It gives you sparkling sports performance, yet is also able to give you class-leading fuel economy at the same time.

All-New Mazda6 boasts a world-first innovation - our unique brake energy regeneration system, i-ELOOP. It harvests braking energy every time you slow down

and stores it in a capacitor. This energy is then used to power on-board electrical systems such as climate control and audio, significantly reducing fuel consumption.

Newly developed engines with DOHC, 16 valves and direct fuel injection give you thrillingly eager performance, which makes

the economy even more amazing. The advanced SKYACTIV-G 2.5 litre petrol engine delivers a smooth 138kW and a punchy 250Nm of torque - but uses just 6.6 litres of fuel per 100 kilometres! With the SKYACTIV-D 2.2 litre you get a turbocharged 129kW and 420Nm of muscle. You also get an incredibly

economical 5.4 litres per 100 kilometres,¹ and refined responsiveness you just don't expect from a diesel.

The SKYACTIV-Drive automatic transmission enhances fuel economy with 6-speeds. It intuitively discerns relaxed or faster throttle inputs, shifting quickly and smoothly in tune with your driving style. Naturally you can exploit its directly-connected feel through sporty manual shifts.

Mazda6 is well known for its light-footed agility. And now handling takes a step ahead. The lightened yet rigid SKYACTIV-Chassis features smooth-riding, independent sports suspension. Take a corner and you're rewarded with balanced poise and a planted stance. You feel the road precisely through electric power-assisted steering (EPAS), and brake with the power of meaty discs all round.



ENJOY EVEN GREATER EFFICIENCY

Driving enjoyment is essential to Mazda. It's in our DNA, and every car we make. But we're also committed to reducing environmental impact as much as possible. It's a tough challenge, but it led us to a breakthrough - SKYACTIV TECHNOLOGY. Put simply, we've re-engineered every aspect of All-New Mazda6 to unleash maximum efficiency, but also to heighten the thrill of the drive.

Engines give you more power, yet use less fuel. The transmission is smaller, lighter and minimises friction. High tensile metals cut body weight to improve handling and economy - without compromising safety. Carefully tuned aerodynamics boost efficiency and performance.

Wherever more efficiency could be unlocked, we've done so. Come to a halt and our clever i-stop system turns off the engine to save fuel. The engine is always perfectly positioned to leap back to life, restarting the instant you need power. Boasting the full suite of SKYACTIV TECHNOLOGY, All-New Mazda6 elevates a great drive.



ATENZA SEDAN IN SOUL RED METALLIC



SKYACTIV-G

New-generation petrol and diesel power plants embody a comprehensive redesign of the internal combustion engine, achieving more performance from less fuel. The SKYACTIV-G petrol engine features direct injection with a precise multi-hole system to minimise fuel use. Its unique piston design promotes more effective fuel combustion - boosting power and lowering emissions. Major reduction of internal friction also liberates extra free-revving power, while a free-breathing 4-2-1 exhaust layout enhances efficiency and response. The 2.5 litre 4-cylinder engine delivers a potent 138kW of power and 250Nm of torque, using only 6.6 litres of fuel every 100 km¹.

SKYACTIV-D

A significantly lower compression ratio than conventional diesels allows for much lighter internal components. This reduces friction and inertia, enabling more responsive power delivery - right up to an exceptionally high 5,200rpm. Multi-hole piezo injectors and variable valve lift (VVL) combine to optimise engine breathing and economy. The 2.2 litre 4-cylinder engine gives you 129kW and a meaty 420Nm of torque, using just 5.4 litres of fuel per 100km¹. With a two-stage turbocharger boosting power and efficiency, the SKYACTIV-D engine meets strict Euro Stage 4 emissions standards with no need for expensive after treatment of exhaust gas.

SKYACTIV-DRIVE

We've combined the best attributes of conventional automatic, continuously variable and dual clutch transmissions. So you get maximum driving fun and high efficiency. The SKYACTIV-Drive transmission couples directly with the engine over a far wider range than other automatics. This delivers a significant improvement in fuel economy and a more direct, manual transmission-like power delivery and driving feel. Shifts are smooth, quick and accurate across the 6-speeds.

SKYACTIV-BODY

New-generation design and materials achieve incredible lightness and rigidity. The underbody employs straight-frame construction, which runs uninterrupted through the framework to boost stiffness while saving weight. Key joints are strengthened by advanced techniques that avoid the need for heavy reinforcement. Front and rear suspension mounting points bond directly to the underbody, adding further strength. Increased use of high and ultra-high tensile steel throughout cuts weight, yet bolsters rigidity. Throughout the structure we've worked tirelessly to save every gram - even the doors use special pressing methods to reduce weight without compromising strength. Despite being light, Mazda6 disperses crash energy in multiple directions to achieve collision performance among the world's best.

SKYACTIV-CHASSIS

From the ground up we've re-designed every component to create a strong sense of 'oneness' between car and driver. To achieve nimble handling with superb bump absorption, the front strut and rear multi-link suspension uses firmer bushings and completely revised geometry. Both front and rear cross members offer impressive stiffness with low weight, thanks to an innovative welding method. The lightweight suspension combines with electric power-assisted steering (EPAS). This fuel-saving system features a high ratio for quick handling response, yet also gives you great stability at all speeds. Mazda6 gives you exceptional agility, along with high efficiency.

i-ELOOP

It's a world-first technology. All-New Mazda6 is the very first vehicle equipped with our unique brake energy regeneration system, i-ELOOP. As you decelerate it captures kinetic braking energy and stores it in a capacitor. This energy is then used to power on-board electrical systems such as climate control, audio, headlamps and even engine management, cutting fuel use by as much as 10%² in everyday traffic conditions. The use of a high-capacity double-layer capacitor allows much more efficient charging and discharging than conventional battery-based systems - full charge can be reached in under 10 seconds. Our clever i-stop system saves you even more fuel. When you come to a standstill, it switches the engine off. It positions the engine perfectly to re-start, doing so before you even shift from brake pedal to accelerator.



IT ALL LOOKS GREAT FROM HERE

Look around and you've got uncluttered elegance and pleasing detail. Reach out and you feel soft-to-the-touch quality. In Mazda6, you're at the heart of a special drive. The driver-orientated controls are smoothly precise, while the classic sports instruments are lit in instantly readable white. Satin-metallic highlights provide added polish.

The supple leather-clad three-spoke steering wheel puts audio, cruise control, trip computer and Bluetooth® right at your fingertips. A 5.8 inch touch-activated screen automatically links to the standard reverse camera. It also gives you everything from audio to your phone book, even advanced TomTom satellite navigation. You can also flick between featured functions with intuitive ease, thanks to the rotary Commander dial.

When it's time to play a track, you're totally plugged in. Whether it's via CD, USB, or Bluetooth®, the 6-speaker system gives a stirring performance. From Touring up it's pure audio indulgence, with 231 watt, 11 speaker Bose® digital sound.

You've got dual-zone climate control as standard, but that's just the beginning. Engine start is push-button easy, while power windows and mirrors, auto headlamps and rain-sensing wipers are all included. Keyless entry, radar cruise control and High Beam Control feature further up the range, as do safety innovations such as Blind Spot Monitoring and Lane Departure Warning. Mazda6 puts a lot into making your drive feel great.

MP3 WMA Bluetooth® BOSE® Navigation by TOMTOM®

EVERYONE GETS THE FEEL GOOD FACTOR

A cockpit that makes you feel at one with the car. A cabin crafted to look and feel special. The spacious Mazda6 carries five people in luxurious comfort.

Steering wheel, gear shifter and handbrake all invite your touch with indulgent leather. And with thoughtful storage all around, your bits and pieces fall perfectly into place.

The front seats' supportive contours are enhanced by height adjustment and lumbar support for the driver. In Touring models and up, drivers enjoy 2-position memory and 8-way power adjustment, front passengers 4-way power adjustment. There's also an indulgent leather⁴ interior with free-breathing perforations and contrasting stitching. In GT and above you're in the lap of luxury and then some, with heating for the front seats.

Cargo? It's well looked after too. Both sedan and wagon feature a 60/40 split-folding rear seat, extending the generous boot space for unusually shaped items. The sedan offers 438 litres of boot space, the wagon puts 451 litres at your disposal, expanding to an impressive 1,593 litres with the seats lowered. It also integrates a 'Karakuri' tonneau that moves as one with the tailgate, adding privacy and sun protection.



Luxury of choice. From Touring grade up you recline in richly textured leather.⁴ Choose from classical black or elegant off-white, both with finely detailed stitching.





Well placed. Mazda6 puts clever storage options all around, making the journey even more pleasurable for driver and passengers.



Bends to your needs. 60/40 split-folding rear seats feature in both sedan and wagon, creating extra space to allow for bulky or oddly-shaped cargo. Wagon rear seats can be folded via luggage bay-located control levers. Seats fold flat to create an enormous 1,593 litres of space.



Open wide. Access to wagon's generous 451 litres of load space is enhanced by large opening, low loading lip and flat floor. Both sedan and wagon have handy integrated compartments to help you store small or loose items.



It's all covered. Wagon tailgate incorporates clever built-in 'Karakuri' tonneau cover to give your cargo privacy and sun protection. It saves effort by seamlessly moving with the door.

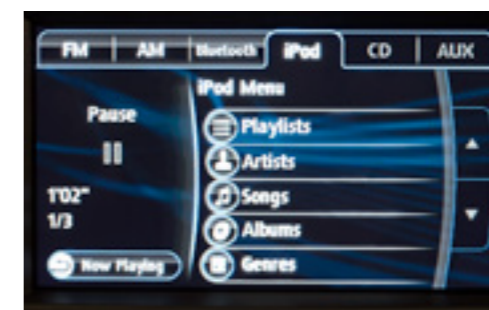
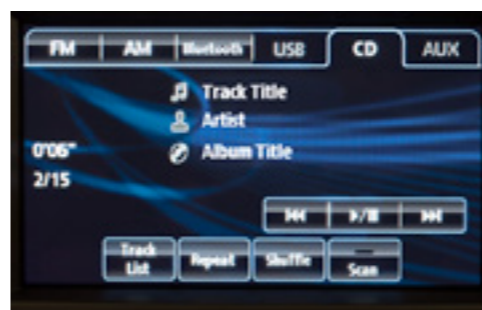
Control central. Climate control, audio system and 5.8 inch colour touch-operated screen housed in elegantly functional central console. TomTom satellite navigation gives you helpful features such as spoken street names and advanced lane guidance.



Take command. Commander dial lets you scroll between audio, navigation and phone functions on the central display. Rotary, push and tilt actions allow intuitively smooth and easy operation.



Go wireless.
All models are Bluetooth® equipped. Phone calls are made safely with hands-free ease, and you've got MP3 player connectivity too.



Information centre. Touch screen incorporates a multi information display. It shows you everything from audio settings to Bluetooth® status.



Ready, set, go. With push-button engine start getting going is easy, and always gives you a sense of excitement.



Switched on. Steering wheel-mounted controls give you fingertip access to audio, Bluetooth® phone functions, cruise control and trip computer information.



Clearly sporty. Metallic accented, finely detailed instruments feature classic sports car design and crystal clear white LED illumination. Right hand LCD shows fuel level, trip computer info, i-ELOOP status and more.



Ease is the key.
In GT and above you've got the total convenience of advanced keyless entry. As long as the remote locking unit is with you, simply pressing a button on either front door allows entry. The engine starts with a touch of the ignition button.

YOU'LL FEEL SAFE IN EVERY SENSE

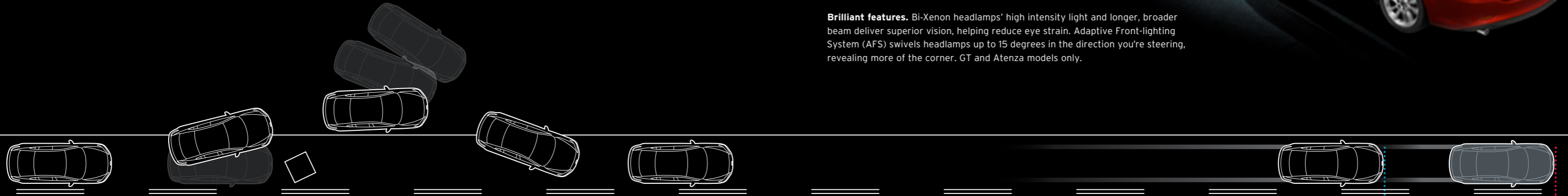
Natural agility that helps you avoid trouble. Readiness that runs to its very core. Looking after you comes as second nature to All-New Mazda6. Its body is light to benefit performance, yet also extremely rigid. Employing a multi-load path structure that channels crash energy away from the occupant cell, it achieves world-class collision-safety. Added confidence comes from having six SRS airbags built in, including front, side (front) and curtain (front and rear).

All occupants are reminded to wear their seat belts, which feature pretensioners and load limiters for both driver and front passenger.

All the latest in safety is standing by. Dynamic Stability Control (DSC) with integrated Traction Control System (TCS) is standard equipment. Four big disc brakes give you reassuring stopping power. It's underpinned by ABS and Electronic Brake-force Distribution (EBD), which optimises braking force according to the load on board. Emergency Brake Assist (EBA) recognises an emergency braking application, and maximises braking force right when you need it. At the same time Emergency Stop Signal (ESS) automatically flashes the hazard lights under heavy braking to warn drivers behind of the situation. All that, and Mazda6 has security taken care of too. Remote control locking and an engine immobiliser are standard.




Brilliant features. Bi-Xenon headlamps' high intensity light and longer, broader beam deliver superior vision, helping reduce eye strain. Adaptive Front-lighting System (AFS) swivels headlamps up to 15 degrees in the direction you're steering, revealing more of the corner. GT and Atenza models only.



Always at the ready. Should you ever have to suddenly react to a hazard, Mazda6 is primed to help. DSC acts instantly, braking the inner rear wheel to counter understeer (or outer front wheel to combat oversteer). The TCS also reduces torque to the driven wheels to minimise slip. Because control is maintained, the vehicle can be steered around the hazard.



Clear signal. If you need to brake suddenly from speed, ESS automatically flashes the hazard lights to warn following drivers of the potential danger.




Perfect launch. All models feature Hill Launch Assist. It keeps the brakes applied as you remove your foot from the brake on an incline, releasing them when there's enough power for a smooth start.

Stopping power. Stopping distance with EBA, ABS and EBD.

Stopping distance with no assistance.

Built-in confidence. Highly rigid new-generation SKYACTIV-Body incorporates the Mazda Advanced Impact Distribution and Absorption System (MAIDAS). This carefully distributes impact energy, redirecting it away from the occupant cell. Driver and passenger front and side airbags, plus front and rear curtain airbags are standard equipment.



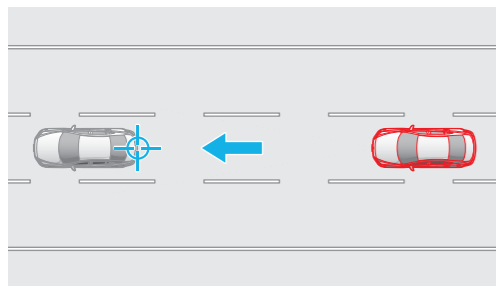
I-ACTIVSENSE TECHNOLOGIES. KEEPING YOU OUT IN FRONT

As the most advanced car we've ever made, All-New Mazda6 employs amazing innovation to give you even more driving enjoyment. SKYACTIV TECHNOLOGY unlocks added efficiency and performance in every vehicle aspect. i-ELOOP and i-stop take fuel economy to new levels. Of course, safety is another area where Mazda6 is on the cutting edge. i-ACTIVSENSE is a

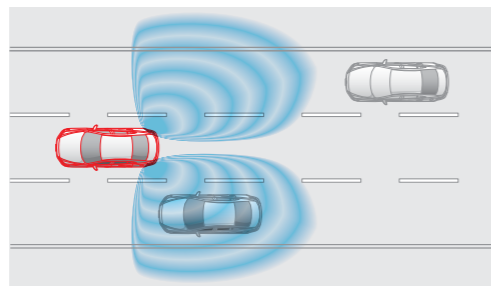
suite of advanced technologies that assist you in recognising hazards, avoiding collisions and reducing the severity of accidents when they can't be avoided. From a reverse camera, automatic headlamps and rain-sensing wipers across the range to the i-ACTIVSENSE equipped Atenza, Mazda6 gives you heightened confidence in a wide range of driving conditions.



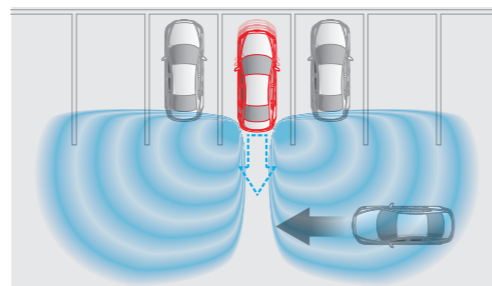
ATENZA SEDAN IN SOUL RED METALLIC AND ATENZA WAGON IN BLUE REFLEX MICA



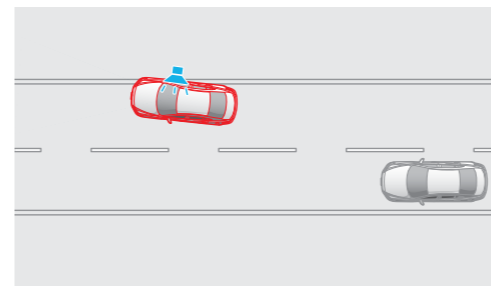
Radar Cruise Control.
Uses radar to monitor the car ahead, and automatically adjusts your speed to maintain a safe distance. Reduces driver effort by managing the accelerator and brake pedals. Both can still be used at any time, and the system can be switched on and off as needed. Atenza only.



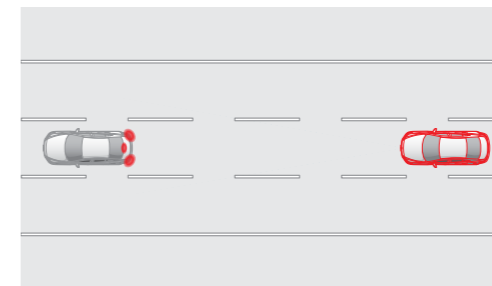
Blind Spot Monitoring (BSM).
By scanning external mirrors' blind spots, this system warns of any obscured vehicles to help you avoid making hazardous lane changes. LED icon on the relevant mirror is accompanied by warning beeper. Atenza only.



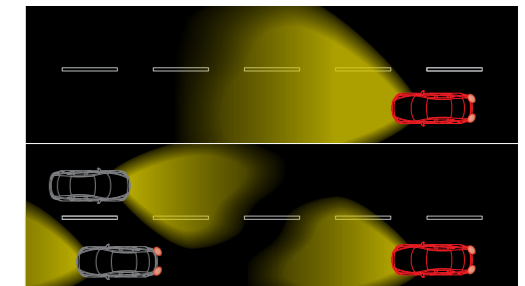
Rear Cross Traffic Alert (RCTA).
RCTA assists you when you're reversing from a parking space, warning if a car is approaching from either side of your vehicle. LED icon on the relevant mirror is accompanied by warning beeper. Atenza only.



Lane Departure Warning (LDW).
A windscreen-mounted camera monitors road lane markings and provides an audible alert if you're about to stray from your lane. Warning comes from speaker on the same side as the lane the system determines your vehicle may be deviating toward. Atenza only.



Forward Obstruction Warning (FOW) and Smart Brake Support (SBS).
By monitoring the distance to the vehicle in front and its speed, FOW senses if a collision is possible. It prompts you to take evasive action via a warning sound and visual alert. Also incorporates Smart Brake Support (SBS). If the system senses a high risk of impact, it applies initial pressure to the brakes to give you faster response should you brake. If you take evasive action the system de-activates. If no evasive action is taken, the brakes are applied automatically. Atenza only.



High Beam Control (HBC).
Makes night driving easier by reducing driver effort. Senses oncoming cars' headlamps, or leading cars' tail-lamps, and automatically switches from high to low beam, then back when it's safe. Also selects low beam in lit areas or at low speed. Atenza only.

SPORT

Exciting performance, fuel efficiency and advanced technology throughout. Athletic style and superb craftsmanship are also yours.

- 17 inch alloy wheels
- Fog-lamps (front)
- Headlamps (Halogen)
- Power mirrors (body coloured and heated)
- Power windows
- Rear spoiler (wagon only)
- Roof rails (wagon only)
- Tail-lamps (LED)
- Advanced keyless push-button engine start
- Air-conditioning (dual-zone climate control) with rear vents
- Bluetooth® (hands-free compatible)³



Sedan
Petrol



Wagon
Petrol

- Cargo area tonneau cover with 'Karakuri' up and down function (wagon only)
- Cruise control
- Headlamps auto on/off function
- Leather-wrapped: gear shift knob, handbrake handle and steering wheel
- Paddle shift gear control
- Satellite navigation (TomTom)
- Seat trim: cloth
- Seats (front) with: height adjustment (driver), lumbar support (driver) and seat back pockets
- Seats (rear) with: 60/40 split-fold backrest and centre fold down armrest
- Tilt and telescopic adjustable steering wheel
- Trip computer⁵
- Wipers (front) 2-speed with rain-sensing function

- Vanity mirrors (front) with illumination
- AM/FM tuner with CD player, single disc (MP3/WMA compatible) and 6 speakers
- Bluetooth® audio (MP3 player compatible)³
- USB input (iPod® compatible)
- Airbags SRS: front (driver and passenger), side (front) and curtain (front and rear)
- Anti-lock Braking System (ABS)
- Dynamic Stability Control (DSC)
- Electronic Brake-force Distribution (EBD)
- Emergency Brake Assist (EBA)
- Emergency Stop Signal (ESS)
- Hill Launch Assist (HLA)
- Reverse camera
- Traction Control System (TCS)



Choose your climate. Dual-zone climate control lets driver and passenger individually select their perfect temperature.



Eyes peeled. View behind is automatically shown when you select reverse. Helps make backing up and parking simpler and safer.



Right on course. TomTom based sat nav features an easy to read 5.8 inch colour touch screen.



TOURING

By adding a key selection of desirable creature comforts, Touring enhances your enjoyment of an already great drive.

Touring features additional to Sport include:

- Seat trim: leather⁴
- Seats (front) with: 2-position memory function (driver), 4-way power adjustment (passenger) and 8-way power adjustment (driver)
- Premium Bose® 231 watt amplifier and 11 speakers
- Parking sensors (front and rear)



Sedan
Petrol or Diesel



Wagon
Petrol or Diesel



Park with confidence. Front and rear sensors sound warnings to make parking much easier, and help you avoid parking scrapes.

Sensuous surrounds. Leather⁴ interior offers superb luxury and comfort. Available in elegant off-white or classical black and features contrasting stitching.

Pure music. Enjoy powerful performance with amazing clarity. Bose® digital sound delivers 231 watts through 11 speakers.





Now you see it. Bi-Xenon headlamps make it easier to see at night with a far-reaching beam of high intensity light. AFS illuminates more of corners, swivelling the headlamps up to 15 degrees in the direction you're steering.

No key needed. Get in and go without searching for keys. Advanced keyless entry means as long as you're carrying the remote locking unit, you enter by just pressing a button on either front door. The engine starts with a touch of the ignition button.

Open up the fun. Enjoy the elements with a power-sliding glass sunroof including tilt function.



GT

Even sportier style and even more luxury and technology. In GT, Mazda6 makes an even more distinctive impression.

GT features additional to Touring include:

- 19 inch alloy wheels
- Daytime running lamps (LED)
- Headlamps (Bi-Xenon) with Adaptive Front-lighting System (AFS)
- Power-sliding and tilt glass sunroof
- Advanced keyless entry
- Rear-view mirror with auto dimming function
- Seats (front) with: heating function



Sedan
Petrol or Diesel



Wagon
Petrol or Diesel

ATENZA

Boasting the latest technological advances, Atenza combines the highest levels of comfort with intelligent safety features.

Atenza features additional to GT include:

- Blind Spot Monitoring (BSM)
- High Beam Control (HBC)
- Lane Departure Warning (LDW)
- Radar cruise control
- Rear Cross Traffic Alert (RCTA)
- Smart Brake Support (SBS)



Sedan
Petrol or Diesel



Wagon
Petrol or Diesel



SPECIFICATIONS

SKYACTIV-G
2.5L Petrol

SKYACTIV-D
2.2L Diesel

Powertrain

	SKYACTIV-G 2.5L Petrol	SKYACTIV-D 2.2L Diesel
Engine type	2.5 litre in-line 4 cylinder 16 valve DOHC S-VT petrol engine with i-stop and i-ELOOP	2.2 litre in-line 4 cylinder 16 valve DOHC intercooled turbo diesel engine with i-stop and i-ELOOP
Engine capacity	2,488 cc	2,191 cc
Bore and stroke	89.0 mm x 100.0 mm	86.0 mm x 94.0 mm
Compression ratio	13.0 : 1	14.0 : 1
Maximum power	138 kW @ 5,700 rpm	129 kW @ 4,500 rpm
Maximum torque	250 Nm @ 3,250 rpm	420 Nm @ 2,000 rpm
Throttle control	Electronic (drive-by-wire)	Electronic (drive-by-wire)
Fuel system	Electronic direct injection	Common-rail, electronic direct injection
Fuel tank capacity	62 litres	62 litres
Recommended fuel	Unleaded (91RON or higher) or E10	Diesel
Fuel consumption ¹	auto (combined)	6.6 litres per 100 km
Emissions standard	Euro stage IV	Euro stage IV
Activematic (auto) transmission	6-speed	6-speed
Gear ratio	1st - auto	3.552
	2nd	2.022
	3rd	1.452
	4th	1.000
	5th	0.708
	6th	0.599
	reverse	3.893
	final drive	4.056

Sport

Touring

GT

Atenza

Models

Model	Sport	Touring	GT	Atenza
2.5L Petrol (SKYACTIV-G)	sedan or wagon	sedan or wagon	sedan or wagon	sedan or wagon
2.2L Diesel (SKYACTIV-D)	–	sedan or wagon	sedan or wagon	sedan or wagon

Chassis

	Sport	Touring	GT	Atenza
Brake diameter	front	297 mm	297 mm	297 mm
	rear	278 mm	278 mm	278 mm
Brake type	front	Ventilated disc	Ventilated disc	Ventilated disc
	rear	Solid disc	Solid disc	Solid disc
Steering type		Electric power assist steering	Electric power assist steering	Electric power assist steering
Suspension	front	MacPherson strut	MacPherson strut	MacPherson strut
	rear	Multi-link	Multi-link	Multi-link
Turning circle (kerb-to-kerb) - sedan/wagon		11.2 m / 11.0 m	11.2 m / 11.0 m	11.2 m / 11.0 m
Tyre size		225/55 R17	225/55 R17	225/45 R19
Tyre index		97V	97V	92W
Wheel size		17 x 7.5 J	17 x 7.5 J	19 x 7.5 J
Wheel type		Alloy	Alloy	Alloy
Tyre size (spare)		185/55 R16	185/55 R16	185/55 R16
Wheel type (spare)		Temporary (Steel)	Temporary (Steel)	Temporary (Steel)

Sport

Touring

GT

Atenza

Exterior

	Sport	Touring	GT	Atenza
Daytime running lamps (LED)	–	–	●	●
Door handles (body coloured)	●	●	●	●
Exhaust extensions (chrome)	●	●	●	●
Fog-lamps (front)	●	●	●	●
Front and rear bumpers (body coloured)	●	●	●	●
Green-tinted windscreen, side and rear windows	●	●	●	●
Headlamps (Bi-Xenon) with Adaptive Front-lighting System (AFS)	–	–	●	●
Headlamps (Halogen)	●	●	–	–
Power mirrors (body coloured and heated)	●	●	●	●
Power-sliding and tilt glass sunroof	–	–	●	●
Power windows	●	●	●	●
Rear spoiler	wagon only	wagon only	wagon only	wagon only
Roof rails	wagon only	wagon only	wagon only	wagon only
Tail-lamps (LED)	●	●	●	●

Interior

	Sport	Touring	GT	Atenza
Advanced keyless entry	–	–	●	●
Advanced keyless push-button engine start	●	●	●	●
Air-conditioning (dual-zone climate control) with rear vents	●	●	●	●
Ambient temperature display	●	●	●	●
Bluetooth® (hands-free compatible) ³	●	●	●	●
Cargo area 12 volt power outlet	wagon only	wagon only	wagon only	wagon only
Cargo area tonneau cover with 'Karakuri' up and down function	wagon only	wagon only	wagon only	wagon only
Cargo net	wagon only	wagon only	wagon only	wagon only
Centre armrest console (sliding)	●	●	●	●
Critical function warning lights/chimes	●	●	●	●
Cruise control	●	●	●	–
Cupholders	●	●	●	●
Door bottle holders (front and back)	●	●	●	●
Glove box (illuminated)	●	●	●	●
Headlamps auto on/off function	●	●	●	●
Instrument panel light dimmer	●	●	●	●
Interior illumination:	entry system with delayed fade	●	●	●
	map reading spot lamps	●	●	●
	power window switches	●	●	●
Interior release for:	fuel filler door	●	●	●
Leather-wrapped:	gear shift knob	●	●	●
	handbrake handle	●	●	●
	steering wheel	●	●	●
Overhead sunglasses storage box	●	●	●	●
Paddle shift gear control	●	●	●	●
Radar cruise control	–	–	–	●
Rear-view mirror with auto dimming function	–	–	●	●
Satellite navigation (TomTom)	●	●	●	●
Seat trim:	cloth	–	–	–
	leather ⁴	–	●	●
Seats (front) with:	2-position memory function (driver)	–	●	●
	4-way power adjustment (passenger)	–	●	●

● Standard Feature – Not Available

SPECIFICATIONS

Sport Touring GT Atenza

Interior (continued)		Sport	Touring	GT	Atenza
8-way power adjustment (driver)		–	●	●	●
adjustable head restraints		●	●	●	●
heating function		–	–	●	●
height adjustment (driver)		●	●	●	●
lumbar support (driver)		●	●	●	●
rake and slide adjustment		●	●	●	●
seat back pockets		●	●	●	●
Seats (rear) with:		sedan only	sedan only	sedan only	sedan only
60/40 split-fold backrest		–	–	–	–
60/40 split flat-fold backrest		wagon only	wagon only	wagon only	wagon only
adjustable head restraints		●	●	●	●
centre fold down armrest		●	●	●	●
Tachometer and electronic odometer/tripmeter		●	●	●	●
Tilt and telescopic adjustable steering wheel		●	●	●	●
Trip computer ⁵		●	●	●	●
Vanity mirrors (front) with illumination		●	●	●	●
Window demister (rear)		●	●	●	●
Wipers (front) 2-speed with rain-sensing function		●	●	●	●
Wiper (rear) with intermittent function		wagon only	wagon only	wagon only	wagon only

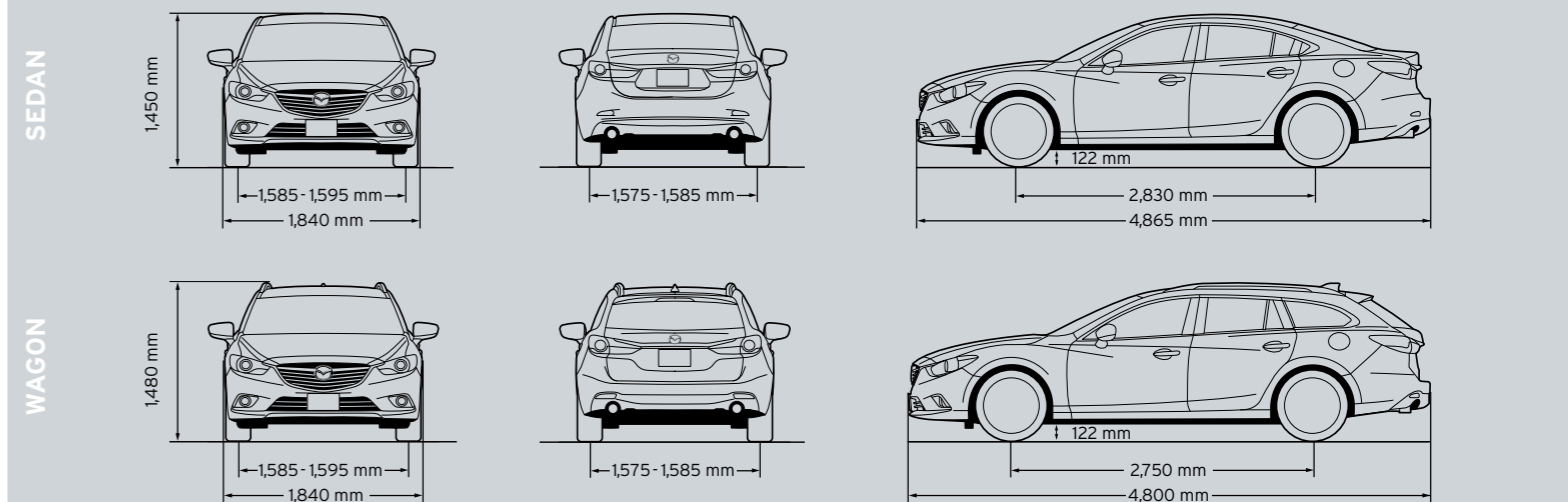
Audio		Sport	Touring	GT	Atenza
AM/FM tuner		●	●	●	●
Auxiliary input (3.5mm MP3 player compatible)		●	●	●	●
Bluetooth® audio (MP3 player compatible) ³		●	●	●	●
CD player, single disc (MP3/WMA compatible)		●	●	●	●
Premium Bose® 231 watt amplifier and speakers		–	●	●	●
Speakers (6)		●	–	–	–
Speakers (11)		–	●	●	●
Steering wheel-mounted audio controls		●	●	●	●
USB input (iPod® compatible)		●	●	●	●

Safety		Sport	Touring	GT	Atenza
Airbags SRS:	front (driver and passenger)	●	●	●	●
	curtain (front and rear)	●	●	●	●
	side (front)	●	●	●	●
Anti-lock Braking System (ABS)		●	●	●	●
Blind Spot Monitoring (BSM)		–	–	–	●
Child restraint anchor points		●	●	●	●
Childproof rear door locks		●	●	●	●
'Double lock' door deadlock function		●	●	●	●
Dynamic Stability Control (DSC)		●	●	●	●
Electronic Brake-force Distribution (EBD)		●	●	●	●
Emergency Brake Assist (EBA)		●	●	●	●
Emergency Stop Signal (ESS)		●	●	●	●
Engine immobiliser		●	●	●	●
Forward Obstruction Warning (FOW)		–	–	–	●
High Beam Control (HBC)		–	–	–	●
High mount stop lamp		●	●	●	●
Hill Launch Assist (HLA)		●	●	●	●
Intrusion-minimising brake pedal		●	●	●	●
Lane Departure Warning (LDW)		–	–	–	●
Left-hand-side convex (wide angle) exterior mirror		●	●	●	●

Safety (continued)		Sport	Touring	GT	Atenza
One touch (up and down) power windows (front and rear)		●	●	●	●
Parking sensors (front and rear)		–	●	●	●
Rear Cross Traffic Alert (RCTA)		–	–	–	●
Remote central locking (2 transmitters)		●	●	●	●
Reverse camera		●	●	●	●
Seat-belt warning (front and rear)		●	●	●	●
Seat-belts 3-point lap-sash (all seats)		●	●	●	●
Seat-belts (front) with pretensioners, load-limiters and height adjustable shoulder anchorages		●	●	●	●
Side impact door beams		●	●	●	●
Smart Brake Support (SBS)		–	–	–	●
Traction Control System (TCS)		●	●	●	●
'Triple H' safety construction with front and rear crumple zones		●	●	●	●
Whiplash-minimising front seats		●	●	●	●

Weights and capacities		Sport	Touring	GT	Atenza
Cargo room volume (VDA) - sedan/wagon ⁶		438 litres / 451 litres	438 litres / 451 litres	438 litres / 451 litres	438 litres / 451 litres
Cargo room volume (VDA) - wagon ⁷		1,593 litres	1,593 litres	1,593 litres	1,593 litres
Kerb weight - sedan/wagon	2.5L Petrol	1,462 kg / 1,484 kg	1,471 kg / 1,494 kg	1,501 kg / 1,524 kg	1,503 kg / 1,526 kg
	2.2L Diesel	–	1,541 kg / 1,561 kg	1,571 kg / 1,591 kg	1,573 kg / 1,593 kg
Towing capacity ⁸ - braked/unbraked	2.5L Petrol	1,500 kg / 550 kg	1,500 kg / 550 kg	1,500 kg / 550 kg	1,500 kg / 550 kg
	2.2L Diesel	–	1,600 kg / 750 kg	1,600 kg / 750 kg	1,600 kg / 750 kg
Tow-ball download maximum		120 kg	120 kg	120 kg	120 kg

Dimensions		Sport	Touring	GT	Atenza
Ground clearance	laden	122 mm	122 mm	122 mm	122 mm
Overall length - sedan/wagon		4,865 mm / 4,800 mm	4,865 mm / 4,800 mm	4,865 mm / 4,800 mm	4,865 mm / 4,800 mm
Overall width		1,840 mm	1,840 mm	1,840 mm	1,840 mm
Overall height - sedan/wagon		1,450 mm / 1,480 mm	1,450 mm / 1,480 mm	1,450 mm / 1,480 mm	1,450 mm / 1,480 mm
Track	front	1,585 mm	1,585 mm	1,595 mm	1,595 mm
	rear	1,575 mm	1,575 mm	1,585 mm	1,585 mm
Wheelbase - sedan/wagon		2,830 mm / 2,750 mm	2,830 mm / 2,750 mm	2,830 mm / 2,750 mm	2,830 mm / 2,750 mm



● Standard Feature – Not Available



BREAKTHROUGH TECHNOLOGY - IT'S DRIVING RE-ENERGISED

We've designed All-New Mazda6 to radiate driving excitement. But while Zoom-Zoom inspires everything we do, minimal environmental impact is also crucial. A world-first innovation helped us reach our goals. i-ELOOP is a brake energy regeneration system unique to Mazda. It employs a capacitor to store kinetic energy harvested during braking - then uses this energy to feed on-board electrical systems and cut fuel consumption. It's just one way that SKYACTIV TECHNOLOGY is delivering more driving enjoyment, with greater efficiency.

Driving enjoyment has an exciting future

We're working hard to make driving a Mazda even more rewarding. With cars that use less fuel, but produce more power. That are lighter, but contain more innovation. We call this breakthrough SKYACTIV TECHNOLOGY. It will let every Mazda deliver more driving pleasure while being kinder to the planet. Find out more at mazdafuture.com

Soul shines through. A paint finish created for KODO

'KODO - Soul of Motion' is the dynamic design vision shaping the Mazda range. To bring these striking shapes to life we developed a special paint technology, TAKUMI-NURI. The Soul Red Metallic finish combines an enhanced reflective treatment with high-chroma pigment to achieve stunningly vivid depth and contrast.

For further information visit mazda.com.au or Freecall 1800 034 411



Like us on the official Mazda Australia fan page for the latest pictures, videos, events, news and competitions. Ask questions, give feedback or upload your own photos. Join the conversation at facebook.com/mazdaaus



Join the conversation on Twitter. Keep up with breaking Mazda news, videos and pictures from around the web. Tweet your questions, give feedback or post your own photos. twitter.com/mazdaaus



Visit Mazda Australia's YouTube channel. You'll find video content with exclusive behind-the-scenes footage. Plus Mazda E-Motion TV. youtube.com/zoomzoom

All care is taken to ensure the accuracy of this brochure at the time of publication. Specifications, features and model availability may vary from State to State and may change without notice. Please refer to mazda.com.au or consult your Mazda Dealer prior to placing an order to ascertain current information on model availability, specifications, options, features and prices. Mazda Australia Pty Limited will not be liable for any loss arising from the information in this brochure, whether in negligence or otherwise, Mazda Australia Pty Limited ABN 78 004 690 804, 385 Ferntree Gully Road, Mt Waverley, Victoria 3149. iPhone® and accessories are shown for illustrative purposes only and do not come standard with the vehicle. iPhone® is a trademark of Apple Inc., registered in the U.S. and other countries. Due to the nature of the printing process, colours may vary from those shown in this brochure. Ask your Dealer to show you a product sample. Published March 2013. MAZ10668.126.0048

Rest assured - your warranty



The quality built into Mazda6 is backed up by a 3-year, unlimited kilometre factory warranty and 6-year panel protection warranty.

Maintain that Zoom-Zoom

Your Mazda6 deserves the best in care. Servicing through the Mazda Maintenance Program gives your car the advantage of factory-trained Service Technicians and advanced computer diagnostic systems. As well as maintaining your Mazda in A1 condition, you'll also be protecting your vehicle's outstanding resale value.

Help is at hand - Mazda Roadside Assistance

Flat batteries, running out of fuel, flat tyres - everyone faces hiccups from time to time. When the unexpected happens, Mazda Roadside Assistance is there to


keep you moving. You'll be covered 24 hours a day, 365 days a year, all round Australia. Better still, your Mazda will be worked on only by Mazda-approved technicians. Choose a Standard policy offering everything needed to get going again, or Premium with extras such as accommodation, a rental car and vehicle recovery. Either can be purchased across the entire Mazda range. (Terms and conditions apply.)

Accessories add enjoyment

Mazda6 gives you sports performance and impressive features. And with Mazda Genuine Accessories, Mazda6 ownership is even more enjoyable. They allow you to personalise your car, and protect your investment. What's more, they deliver superb design, quality and safety, all backed by a Genuine Mazda Warranty. Mazda Genuine Accessories give you even more Zoom-Zoom.

COLOURS

Exterior



Snowflake White Pearl
Mica



Aluminium
Metallic



Blue Reflex ■
Mica




Soul Red ■
Metallic



Meteor Grey ■
Mica



Stormy Blue
Mica




Jet Black
Mica

Interior



Black Cloth
Sport



Black Leather⁴
Touring, GT and Atenza



Off-white Leather⁴ ■
Touring, GT and Atenza

¹ Fuel consumption figures are based on ADR81/02 test results. They are useful in comparing the fuel consumption of different vehicles. They may not be the fuel consumption achieved in practice. This will depend on traffic, road conditions and how the vehicle is driven. ² With i-ELOOP and i-stop combined. ³ Please check the compatibility of your Bluetooth® device (particularly your mobile phone) with the specific Mazda vehicle you intend to purchase as not all devices operate correctly. Visit mazdahandsfree.com.au or consult your Mazda Dealer for further information. ⁴ Leather interior includes some Maztex material on selected high impact surfaces. ⁵ Trip computer displays current and average fuel consumption, distance to empty and average vehicle speed. ⁶ Wagon measured with rear seats up and up to tonneau cover. ⁷ Measured with rear seats folded down and up to roof. ⁸ Subject to State or Territory regulations.

Mazda6 ACCESSORIES

ZOOM-ZOOM



MAKE YOUR Mazda EVEN MORE REWARDING

Mazda6 gives you driving excitement and refinement. And Mazda Genuine Accessories can make the journey more special than ever. They let you add a personal touch and protect your investment. They also give you superb design, quality, fit and safety, all with the reassurance of a Mazda warranty. Mazda Genuine Accessories let you add even more Zoom-Zoom.



Bike rack (wheel off)
Carrying your bike becomes a simple exercise.



Kayak holder
This strong and adjustable design lets you carry one canoe, kayak or similar-sized watercraft.



Bike rack (wheel on)
Bring your other wheels along without having to remove one.



Ski/snowboard carrier
The convenient, secure way to carry snow gear.



Roof racks (wagon)
Aerodynamic design that lets you carry even more. 75kg capacity.



Rear lip spoiler (sedan)
Clever aerodynamics help fine tune performance while adding stylish effect.



Rear spoiler (wagon)



Roof racks (sedan)

Aerodynamically shaped to reduce drag.
Load capacity of up to 75kg.

Slimline weathershields (set of 4 with chrome trim)

Let fresh air in while keeping the weather out.

Bonnet protector

Prevents costly damage from stones and other debris.

Headlight protectors

Safeguard headlamp lenses against damage.

Front parking sensors

Advanced sensors use audio alert to make parking simple.



zoom-zoom
zoom



Tow bar kit
1,500kg (braked)* towing capacity for petrol models, 1,600kg (braked)* for diesels, with 120kg* maximum tow ball download capacity. Detachable tongue kit makes tow bar invisible once tow ball is removed. (Tow ball sold separately.)



Boot lip protector
Protect your boot lip and bumper from scuffs and scratches whilst loading. Features reflective safety strip.



Collapsible sun screen
Keep your vehicle cool and protect the interior from the sun's harmful rays.

Reverse parking sensors
A warning tone helps prevent bumper damage by alerting you to obstacles.



Mud guards (front set)
Keep bodywork free of mud and grime.



Mud guards (rear set)
Stop mud and road grime collecting on the rear end of your car.



Rear seat entertainment holder - for iPad®
A great way to entertain rear seat passengers. Tilts and rotates to allow landscape or portrait viewing. Includes an iPad® charger and headphones.



Audio retractable USB cable
Stream music and track data from your iPhone® or iPod® to the vehicle's audio system and multi information display. Also charges your device.



Mazda retractable audio cable (3.5mm male-to-male)
Allows portable audio devices to play via your vehicle's speakers, using the auxiliary jack.



Cargo tray
Sturdy with raised sides, this tray provides maximum waterproofing and non-slip grip.



Cargo organiser box
Prevent items from sliding around in the load compartment. Features moveable interior dividers, detachable lids and a securable base.



Floor mats
Look great and keep your carpet clean.



Rear window shades
Protect passengers and cargo from the sun. The set covers both rear passenger windows and/or tailgate.

- Also available**
- ▶ Tow ball
 - ▶ Tow ball cover
 - ▶ Ashtray and cigarette lighter

To see the full range of Mazda Genuine Accessories, go to **MAZDA.COM.AU**

All care is taken to ensure the accuracy of this brochure at the time of publication. Sports and other equipment shown in the brochure are for illustrative purposes only and do not come standard with the vehicle, or as Mazda Genuine Accessories. Specifications, features and availability may vary from State to State and may change without notice. Please refer to mazda.com.au or consult your Mazda Dealer prior to placing an order to ascertain current information on availability, specifications, features and prices. Mazda Australia Pty Limited will not be liable for any loss arising from the information in this brochure, whether in negligence or otherwise. Mazda Australia Pty Limited ABN 78 004 690 804, 385 Ferntree Gully Road, Mount Waverley, Victoria 3149. All Mazda Genuine Accessories fitted at the point of sale of a new Mazda passenger vehicle are covered under the Mazda 3-year/unlimited kilometre warranty. Mazda Genuine Accessories fitted after the sale of a new Mazda vehicle are covered by the Mazda 2-year or 40,000 kilometre warranty (whichever should occur first). iPod®, iPhone® and iPad® are trademarks of Apple Inc., registered in the U.S. and other countries. *Subject to State and Territory regulations. Consult your Mazda Dealer for further information. Published December 2012. MAZ10388 126.005B



MX-5



Mazda 6



Mazda 3



BT-50



Mazda 2



CX-9



CX-5

zoom-zoom
zoom-zoom

ZOOM