



***Mazda 6***

*zoom-zoom*

*We explore cities and winding country roads.*

*Corners hugged and throttles revved.*

*Windows down, radio loud, no particular place to go.*

*Always forward, defying the wind.*

*I am the embodiment of Jinba Ittai.*

*You, the heart behind the wheel.*

*We were always meant to connect,*

*like a horse and rider,*

*car and driver as one.*

*Together, we are stronger.*

*We have a bond that words alone cannot describe.*

*We never drive alone.*

*We drive together.*



Model shown is Mazda6 Saloon Sport Nav with optional Machine Grey Metallic paint available at additional cost.



## AWAKEN THE DRIVER IN YOU

When you drive a Mazda, you never drive alone. We took our passion for cars to the next level by creating vehicles that feel one with the driver. This feeling of togetherness we call Jinba Ittai comes to life in Mazda6 like never before. The unique human-centric approach blends spectacular design with superior craftsmanship and innovative SKYACTIV Technology to deliver a memorable driving experience every time you get behind the wheel. It's the Mazda way.



Model shown is Mazda6 Saloon Sport Nav with optional Soul Red Metallic paint available at additional cost.



SRS AIRBAG

D E S I G N

## GRAB THE WHEEL

Mazda6 stands for much more than driving. It's about expressing yourself by making a statement of confident elegance wherever you go. Inspired by stunning KODO: Soul of Motion design, its exquisite yet athletic expression reflects the strength and streamlined beauty of an animal poised to surge forward. Whilst muscular shoulders and gracefully stretched lines convey its strong character. Designed around the driver to offer exceptional levels of comfort and control, the interior of Mazda6 is spacious and inviting with room for you and your passengers to sit back, relax and enjoy the journey ahead. Exuding premium quality from the exquisite finish, the interior is built with the highest levels of attention to each and every detail. Inside and out, the car's design draws car and driver closer together than ever before.



Model shown is Mazda6 Sport Nav saloon with optional Soul Red Metallic paint, available at additional cost.



A T R U E  
D R I V I N G E X P E R I E N C E

Mazda6 offers a unique, stylish and spirited driving experience. The flowing lines and sculpted body provide an impression of agility and power, inviting you to discover the luxurious interior with superior levels of craftsmanship, elegance and quality in every detail. Inside and out, the car is built to unite car and driver as one.



LED HEADLIGHTS



19" BRIGHT ALLOY WHEELS



LED REAR LIGHTS



STONE LEATHER SEAT TRIM OPTIONAL ON SPORT NAV MODELS AT ADDITIONAL COST.



7" COLOUR TOUCH-SCREEN DISPLAY

BOSE® SOUND SYSTEM (SPORT NAV ONLY)



EXCEPTIONAL AERODYNAMICS FOR SUPERIOR DRIVING PERFORMANCE



T E C H N O L O G Y

## BE IN CHARGE

Connectivity is key in Mazda6 and via a compatible mobile device you can access thousands of internet radio stations from around the world, safely check and reply to text messages, and even keep up to date with Facebook and Twitter\*. Enjoy streaming your choice of music via a Bluetooth® connection. And all this is easily controlled using the 7" colour touch-screen display and the intuitive Multimedia Commander. On Sport Nav models experience the colour Active Driving Display with Traffic Sign Recognition which provides essential driving information including turn-by-turn navigation, speed and traffic signs via a head-up display, ensuring you can concentrate on enjoying the drive.

\* With compatible mobile device. Data usage and costs will vary. For further information please refer to the infotainment specification table.



### SATELLITE NAVIGATION

Plan your journey quickly and easily with the integrated satellite navigation system. Select your choice of routes from fastest, shortest and most economical. (Not available on SE models).



### FRONT AND REAR PARKING SENSOR

Detects obstructions around the vehicle when manoeuvring or parking by sounding an audible warning. (Not available on SE / SE Nav models).



### COLOUR ACTIVE DRIVING DISPLAY (SPORT NAV ONLY)

Positioned at eye-level, displaying essential driving information on a head-up display in full colour.



### ELECTRONIC PARKING BRAKE

Automatically releases, allowing you the convenience of driving away instantly.

## SKYACTIV TECHNOLOGY

SKYACTIV Technology is all about making driving more fun. Embracing all the technologies - engines, transmissions, chassis and body - it's an approach that completely reimagines the car from the ground up. Coupled with innovative technologies such as Mazda's i-stop and i-ELOOP, SKYACTIV Technology enables Mazda6 to deliver a unique mix of driving pleasure, balanced with outstanding environmental and safety performance.



SKYACTIV BODY AND CHASSIS Lightweight for greater ride comfort and security.




### NEW BENCHMARKS FOR PERFORMANCE

Choose from the impressive 145ps or 165ps SKYACTIV-G petrol engines with superior responsiveness and driving pleasure, or the equally impressive SKYACTIV-D diesel engines available with either 150ps or 175ps power output. Both diesel engines feature a two-stage turbocharger boosting low and mid-range torque for a smoother more exhilarating acceleration experience.



### MORE POWER TO YOUR WHEELS

Supporting driving pleasure, the six-speed SKYACTIV-Drive automatic transmission offers a precise and crisp shift, with a kick-down switch providing a smoother feeling of linear acceleration by preventing unwanted downshifting. The six-speed SKYACTIV-MT manual transmission is compact and lightweight in design, resulting in a shift feel reminiscent of the legendary Mazda MX-5.



### G-VECTORING CONTROL

Mazda6's new G-Vectoring Control intelligently redistributes engine torque and drive power between wheels, shifting the vehicle's load balance toward the forward outer wheel when cornering. The result is an improvement to steering and handling performance, for a more comfortable, more confident drive.



### WHEN BODY MEETS SOUL

Outstanding crash protection is possible thanks to the SKYACTIV-BODY which utilises lightweight, high-tensile steel. The lightweight, ultra strong and highly rigid body also contributes to a more rewarding and responsive drive.



## IT'S ALL ABOUT THE DRIVER

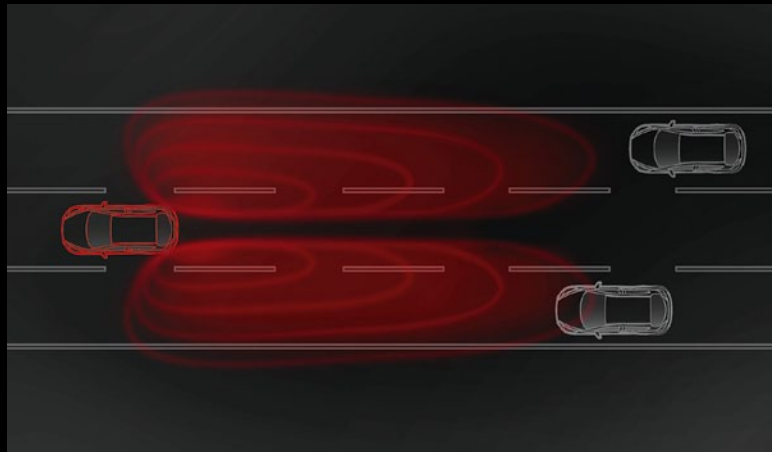
Mazda6 contains an array of intelligent safety technologies that are designed to help you connect with your car and enjoy the drive. This is thanks to the i-ACTIVESENSE technologies, an outstanding collection of safety features that use sensors and cameras to monitor your surroundings and provide protection and convenience.

Model shown is Mazda6 Tourer Sport Nav with optional Sonic Silver Metallic paint available at additional cost.

## ADVANCED SAFETY TECHNOLOGY


Engineered from the ground up to provide comprehensive all-round protection for you and your passengers, the active and passive safety systems in Mazda6 work together to warn you of impending dangers, meaning less chance of a collision.

Fitted with front, side and curtain airbags, combined with the rigid body, each technology of the i-ACTIVESENSE system ensures you remain safe, without reducing comfort or the harmonious relationship between car and driver.



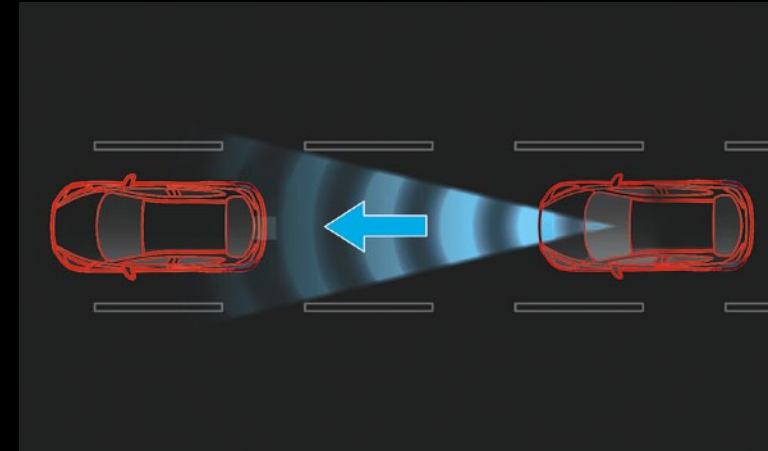
### BLIND SPOT MONITORING\*

Warns you of a vehicle entering a detection zone situated up to 50 meters behind, by activating a door-mirror mounted warning light on the relevant side of the vehicle. If you then indicate prior to turning in that direction, the warning light flashes and an audible alert sounds. Working at speeds as low as 20mph, this system can prevent drivers from moving into the path of a following vehicle.



### ADAPTIVE LED HEADLIGHTS\*

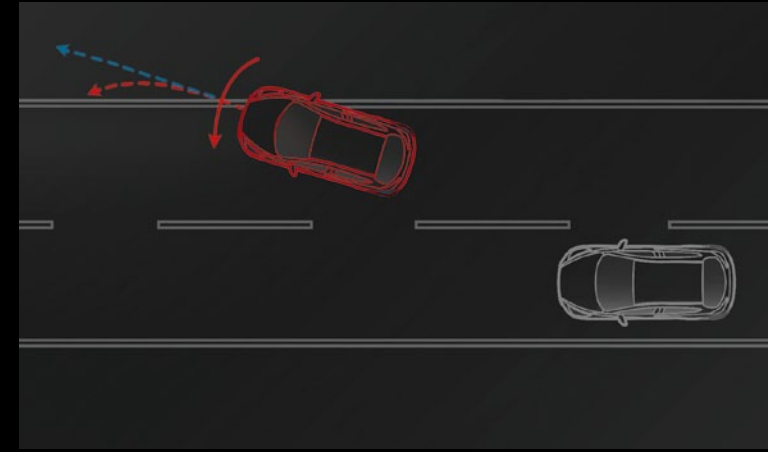
Designed to work at night, the system automatically analyses vehicles ahead or those approaching in the opposite direction, and automatically switches between high and low beams by switching individual LED bulbs on and off as necessary. This makes it possible to drive with the high beam on at all times, significantly improving visibility when driving at night, without dazzling other drivers.



### MAZDA RADAR CRUISE CONTROL

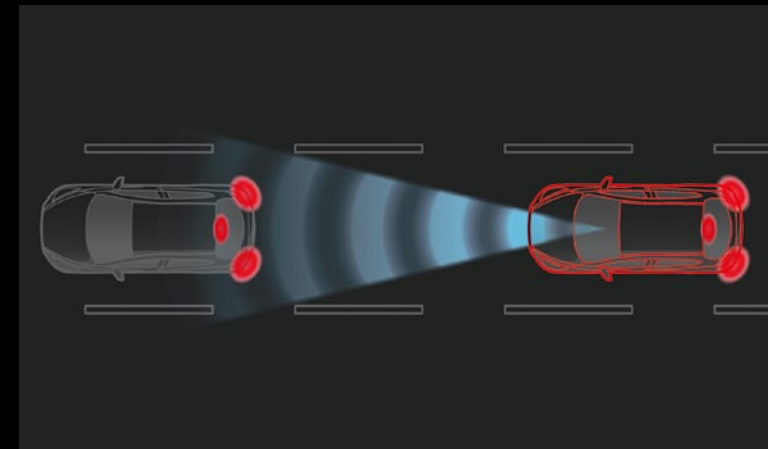
(Optional on selected 175ps Automatic models in combination with optional Safety Pack, available at additional cost)

Mazda Radar Cruise Control (MRCC) allows you to set the car's speed and maintain it without using the accelerator pedal. The system uses a radar sensor in the vehicle's front grille to monitor the vehicle in front and adjusts your speed to keep it at a pre-set distance.



### LANE-KEEP ASSIST SYSTEM\*

Lane-keep Assist is designed to prevent your vehicle from inadvertently straying from its lane. A front-view camera monitors the road ahead and calculates the car's position relative to the lane markings. If the system detects the vehicle is moving out of its lane unintentionally, the steering wheel will vibrate and an audible alert will sound, the system will also take corrective action to help you stay within the lanes through assisted steering.



### ADVANCED SMART CITY BRAKE SUPPORT

Take the stress out of city driving with Advanced Smart City Brake Support. Designed to help avoid or minimise the effects of collisions at speeds up to approximately 31mph. The forward-facing camera and laser-based system continually monitors the gap and closing speed to the vehicle in front, and applies the brake if a collision is likely.

\*Part of the optional Safety Pack available on Sport Nav models, at additional cost.



C H O I C E S

## SE / SE NAV *MAZDA6*

### STANDARD FEATURES:

- 17" Alloy Wheels
- Halogen headlights and daytime running lights
- Heated door mirrors with integrated indicator lights
- Front fog lights
- Electronic parking brake
- Driver and front passenger seat height adjustment
- Leather-wrapped steering wheel and gear knob
- Trip computer
- Cruise control
- Front and rear electric windows
- Manual air-conditioning
- Engine start / stop button
- 7" Colour touch-screen display and Multimedia Commander
- Internet app integration for internet radio, Facebook and Twitter\*
- Integrated Bluetooth®
- AM / FM / DAB radio with 4 speakers, CD player, USB and iPod® connectivity
- Steering wheel-mounted audio controls
- Driver and passenger front, side and curtain airbags
- Tyre Pressure Monitoring System
- Dynamic Stability Control
- Traction Control System
- Anti-lock Braking System with Electronic Brake-force distribution and Emergency Brake Assist
- Hill Hold Assist

### OPTIONS:

- Metallic / Mica / Pearlescent paint
- Integrated navigation system with 3-years free European map updates

For further information and images please visit our car configurator on [www.mazda.co.uk](http://www.mazda.co.uk).

\*With compatible mobile device. Data usage and costs will vary. For further information please refer to the infotainment specification table.

## SE - L NAV *MAZDA6*


### IN ADDITION TO SE GRADE:

- Heated, auto power-folding door mirrors
- Dusk-sensing lights
- Front and rear parking sensors
- Rear privacy glass
- Roof rails (Tourer models only)
- Dual-zone climate control air-conditioning
- Rain-sensing front wipers
- Auto-dimming rear-view mirror
- Advanced Smart City Brake Support
- Two additional speakers
- Integrated navigation system with 3-years free European map updates

### OPTIONS:

- Metallic / Mica / Pearlescent paint

For further information and images please visit our car configurator on [www.mazda.co.uk](http://www.mazda.co.uk).



## S P O R T N A V *MAZDA6*

### IN ADDITION TO SE-L NAV GRADE:

- 19" Bright alloy wheels
- LED headlights including LED daytime running lights
- LED front fog lights
- Adaptive Front lighting System
- Reversing camera
- Black leather seat trim
- 8-Way power adjustable driver's seat and 6-way passenger power adjustment
- Heated front seats
- Heated steering wheel
- Colour Head-up Display (Active Driving Display)
- Traffic Sign Recognition
- Smart keyless entry system
- Premium Bose® sound system with eleven speakers

### OPTIONS:

- Metallic / Mica / Pearlescent paint
- Stone leather seat trim
- Safety Pack (Adaptive LED Headlights, Blind Spot Monitoring with Rear Cross Traffic Alert, Lane-keep Assist System and Rear Smart City Brake Support)
- Mazda Radar Cruise Control (Available on 175ps Sport Nav Auto Diesel in conjunction with Safety Pack. Not available with Stone leather on Tourer models)



For further information and images please visit our car configurator on [www.mazda.co.uk](http://www.mazda.co.uk).

Model shown is Mazda6 Saloon Sport Nav with optional Soul Red Metallic paint available at additional cost.

ACCESSORIES



FRONT AIRDAM SKIRT



ALLOY PEDALS



LED INTERIOR LIGHTING KIT



REAR UNDER SKIRT



REAR BUMPER STEP PLATE



ALCANTARA® INTERIOR ITEMS



ILLUMINATED SCUFF PLATES

A C C E S S O R I E S



DETACHABLE TOW BAR



VARIOUS TRANSPORT SOLUTIONS



MUD FLAPS




TRUNK LINER



DIFFERENT ROOF BOXES



LUXURY FLOOR MATS



REAR BUMPER STEP FOIL

# S P E C I F I C A T I O N S

Model Availability		2.0 SKYACTIV-G Petrol 145ps Manual	2.0 SKYACTIV-G Petrol 145ps Automatic	2.0 SKYACTIV-G Petrol 165ps Manual	2.2 SKYACTIV-D Diesel 150ps Manual	2.2 SKYACTIV-D Diesel 150ps Automatic	2.2 SKYACTIV-D Diesel 175ps Manual	2.2 SKYACTIV-D Diesel 175ps Automatic
Saloon:	SE / SE Nav	●	–	–	●	–	–	–
	SE-L Nav	●	●	–	●	●	–	–
	Sport Nav	–	–	●	●	–	●	●
Tourer:	SE / SE Nav	–	–	–	●	–	–	–
	SE-L Nav	●	–	–	●	●	–	–
	Sport Nav	–	–	●	●	–	●	●

● = Available.

Engine type		1998	1998	1998	2191	2191	2191	2191
Displacement (cc)		1998	1998	1998	2191	2191	2191	2191
Bore x stroke (mm)		83.5 x 91.2	83.5 x 91.2	83.5 x 91.2	86.0 x 94.2	86.0 x 94.2	86.0 x 94.2	86.0 x 94.2
Valves per cylinder		4	4	4	4	4	4	4
Maximum output [ps (kW) / rpm]		145 (107) / 6000	145 (107) / 6000	165 (121) / 6000	150 (110) / 4500	150 (110) / 4500	175 (129) / 4500	175 (129) / 4500
Maximum torque (Nm / rpm)		210 / 4000	210 / 4000	210 / 4000	380 / 1800-2600	380 / 1800-2600	420 / 2000	420 / 2000
Compression ratio		14:1	14:1	14:1	14:1	14:1	14:1	14:1
i-stop system		●	●	●	●	●	●	●
i-ELOOP system		–	–	●	●	●	●	●

Steering		Electronic Power Assist System (EPAS) rack and pinion						
Steering gear		Electronic Power Assist System (EPAS) rack and pinion						
Minimum turning circle:	wall-to-wall (m) <sup>1)</sup>	12.0 (11.8)	12.0 (11.8)	12.0 (11.8)	12.0 (11.8)	12.0 (11.8)	12.0 (11.8)	12.0 (11.8)

Performance and Economy								
<b>Saloon:</b>								
Acceleration (0-62mph in sec)		9.5	10.5	9.1	9.1	9.8	7.9	8.4
Top speed (mph)		129	129	134	130	127	139	134
Fuel consumption <sup>2)</sup> [mpg(l/100 km)]:	Urban	39.8 (7.1)	36.7 (7.7)	37.7 (7.5)	57.6 (4.9)	47.1 (6.0)	51.4 (5.5)	47.1 (6.0)
	Extra Urban	61.4 (4.6)	56.5 (5.0)	57.6 (4.9)	76.3 (3.7)	67.3 (4.2)	72.4 (3.9)	67.3 (4.2)
	Combined	51.4 (5.5)	47.1 (6.0)	47.9 (5.9)	68.9 (4.1)	58.9 (4.8)	62.8 (4.5)	58.9 (4.8)
CO <sub>2</sub> emissions <sup>2)</sup> (g/km)		129	139	135	107	127	119	127
EC emission level		EC Stage VI	EC Stage VI	EC Stage VI	EC Stage VI	EC Stage VI	EC Stage VI	EC Stage VI
Recommended fuel		Unleaded 95 RON	Unleaded 95 RON	Unleaded 95 RON	Diesel	Diesel	Diesel	Diesel
Fuel tank capacity (litres)		62	62	62	62	62	62	62

Tourer								
Acceleration (0-62mph in sec)		9.6	–	9.1	9.3 / 9.2 <sup>3)</sup>	10.0	8.0	8.6
Top speed (mph)		128	–	133	130	126	137	134
Fuel consumption <sup>2)</sup> [mpg(l/100 km)]:	Urban	39.2 (7.2)	–	37.7 (7.5)	56.5 (5.0) / 51.4 (5.5) <sup>3)</sup>	46.3 (6.1)	49.6 (5.7)	46.3 (6.1)
	Extra Urban	60.1 (4.7)	–	57.6 (4.9)	74.3 (3.8)	67.3 (4.2)	70.6 (4.0)	67.3 (4.2)
	Combined	50.4 (5.6)	–	47.9 (5.9)	67.3 (4.2) / 64.2 (4.4) <sup>3)</sup>	57.6 (4.9)	61.4 (4.6)	57.6 (4.9)
CO <sub>2</sub> emissions <sup>2)</sup> (g/km)		131	–	136	110 / 116 <sup>3)</sup>	129	121	129
EC emission level		EC Stage VI	–	EC Stage VI	EC Stage VI	EC Stage VI	EC Stage VI	EC Stage VI
Recommended fuel		Unleaded 95 RON	–	Unleaded 95 RON	Diesel	Diesel	Diesel	Diesel
Fuel tank capacity (litres)		62	–	62	62	62	62	62

● = Standard.

<sup>1)</sup> Figures in brackets are for Tourer models.

<sup>2)</sup> Fuel Consumption and CO<sub>2</sub> emissions figures are obtained under standardised test conditions defined in European Legislation using a representative model. This allows direct comparison between different models from different manufacturers, but may not represent the actual fuel consumption achieved in 'real world' driving conditions. More information is available at <http://carfueldata.direct.gov.uk/>

<sup>3)</sup> First set of figures are for models fitted with 17" wheels as standard (SE, SE Nav and SE-L Nav) whilst the second set are for models fitted with 19" wheels as standard (Sport Nav).

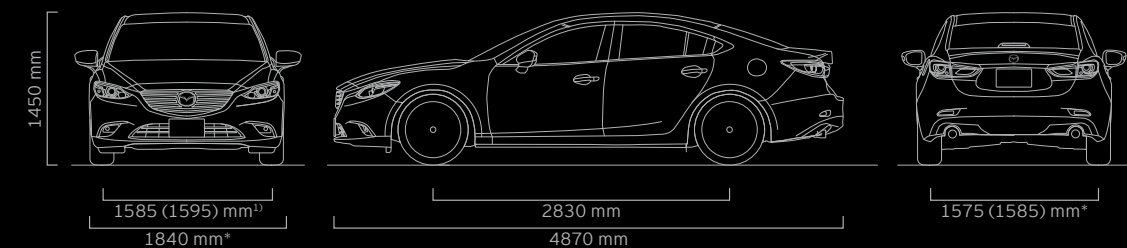
Dimensions and Weights	2.0 SKYACTIV-G Petrol 145ps Manual	2.0 SKYACTIV-G Petrol 145ps Automatic	2.0 SKYACTIV-G Petrol 165ps Manual	2.2 SKYACTIV-D Diesel 150ps Manual	2.2 SKYACTIV-D Diesel 150ps Automatic	2.2 SKYACTIV-D Diesel 175ps Manual	2.2 SKYACTIV-D Diesel 175ps Automatic
<b>Saloon</b>							
Overall length / width* / height (mm)	4870 / 1840 / 1450						
Ground clearance (mm) between the axles - unladen	165	165	165	165	165	165	165
Front track / rear track (mm) <sup>1)</sup>	1585 (1595) / 1575 (1585)						
Wheelbase (mm)	2830	2830	2830	2830	2830	2830	2830
Front headroom / legroom / shoulder room (mm)	975 / 1073 / 1450						
Rear headroom / legroom / shoulder room (mm)	942 / 984 / 1410						
Cargo volume, acc. to VDA (l) <sup>2)</sup>	480	480	480	480	480	480	480
Kerb weight (kg) incl. driver (75 kg)	1465	1496	1470	1568	1587	1590	1600
Permitted gross vehicle weight (kg):	Total	1935	1965	1945	2055	2070	2070
	Front / rear	970/965	1005/960	980/965	1085/970	1105/965	1085/970
Permitted axle load (kg):	Front / rear	1005/1030	1040/1025	1015/1030	1120/1035	1140/1030	1140/1030
	Towing limit (kg) <sup>3)</sup> : Braked	1300	1500	1500	1600	1600	1600

\* Vehicle width excludes wing mirrors.

<sup>1)</sup> Figures in brackets are for Sport Nav models with 19" wheels.

<sup>2)</sup> Cargo volume figures include under-floor storage.

<sup>3)</sup> Towing capacity is based on a 12% gradient and tested in accordance with 92/21/EEC as amended by 95/48/EC.



# SPECIFICATIONS

Dimensions and Weights	2.0 SKYACTIV-G Petrol 145ps Manual	2.0 SKYACTIV-G Petrol 145ps Automatic	2.0 SKYACTIV-G Petrol 165ps Manual	2.2 SKYACTIV-D Diesel 150ps Manual	2.2 SKYACTIV-D Diesel 150ps Automatic	2.2 SKYACTIV-D Diesel 175ps Manual	2.2 SKYACTIV-D Diesel 175ps Automatic
<b>Tourer</b>							
Overall length / width* / height (mm)	4805 / 1840 / 1475 <sup>3)</sup>						
Ground clearance (mm) between the axles - unladen	165	-	165	165	165	165	165
Front track / rear track (mm) <sup>1)</sup>	1585 (1595) / 1575 (1585)						
Wheelbase (mm)	2750	-	2750	2750	2750	2750	2750
Front headroom / legroom / shoulder room (mm)	975 / 1073 / 1450						
Rear headroom / legroom / shoulder room (mm)	971 / 955 / 1408						
Cargo volume, acc. to VDA (l) <sup>2)</sup>	5-seat mode (to tonneau cover)	522	-	522	522	522	522
	2-seat mode	1664	-	1664	1664	1664	1664
Kerb weight (kg) incl. driver (75 kg)	1483	-	1493	1583	1604	1602	1618
Permitted gross vehicle weight (kg):	Total	1980	-	1990	2090	2110	2110
	Front / rear	960 / 1020	-	970 / 1020	1070 / 1020	1090 / 1020	1070 / 1020
Permitted axle load (kg):	Front / rear	980 / 1100	-	990 / 1100	1090 / 1100	1110 / 1100	1110 / 1100
Towing limit (kg) <sup>4)</sup> :	Braked	1300	-	1500	1600	1600	1600
Maximum roof load (kg) <sup>5)</sup>	100	-	100	100	100	100	100

\*Vehicle width excludes wing mirrors.

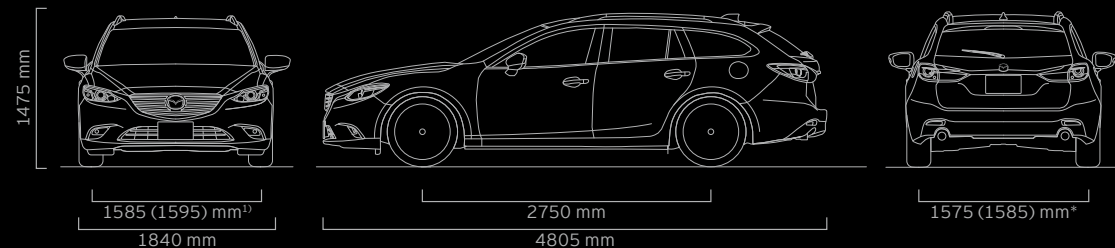
<sup>1)</sup>Figures in brackets are for Sport Nav models with 19" wheels.

<sup>2)</sup>Cargo volume figures include under-floor storage.

<sup>3)</sup>Overall height with roof rails is 1480mm.

<sup>4)</sup>Towing capacity is based on a 12% gradient and tested in accordance with 92/21/EEC as amended by 95/48/EC.

<sup>5)</sup>Maximum roof load is not applicable to Tourer SE and SE Nav models due to non-availability of roof rails for this grade.



Safety and Security	SE / SE Nav	SE-L Nav	Sport Nav
SKYACTIV-BODY engineered 'triple H' body structure to help protect occupants from impact forces	●	●	●
Anti-lock Braking System (ABS) with Electronic Brake-force Distribution (EBD) and Emergency Brake Assist (EBA)	●	●	●
Dynamic Stability Control (DSC) with Traction Control System (TCS)	●	●	●
Hill Hold Assist (HHA)	●	●	●
Emergency Stop Signalling system	●	●	●
Smart City Brake Support	-	●	●
Rear Smart City Brake Support	-	-	□
Blind Spot Monitoring with Rear Cross Traffic Alert	-	-	□
Lane-keep Assist System with Driver Attention Alert	-	-	□
Adaptive LED Headlights	-	-	□
Tyre pressure monitoring system	●	●	●
Adjustable Speed Limiter: Vehicle speed can be limited to between 20-125 mph, and speed cannot be exceeded without deactivating limiter	-	●	●
Dual front airbags	●	●	●
Front side airbags	●	●	●
Front and rear curtain airbags	●	●	●
Front passenger airbag cut-off switch	●	●	●
Seatbelt reminder audible warning: Driver, passenger and rear seats	●	●	●
Seatbelts: Front, 3-point (ELR) x 2 with pre-tensioners, load-limiters and height adjustable	●	●	●
Rear, 3-point (ELR) x 3	●	●	●
ISOFIX child seat anchorage, attached to outer rear seats	●	●	●
Thatcham Category 1 alarm and immobiliser	●	●	●

## Additional Safety and Security Options

Baby and child seats:	Baby Safe Plus (up to 13 kg) ISOFIX Duo Plus (9-18 kg) Kid Plus (15-36 kg)	Please contact your dealer for further information and availability.
-----------------------	--	--

● = Standard; - = Not available; □ = Part of an optional Safety Pack for Sport Nav models. Available at additional cost.

Exterior	SE / SE Nav	SE-L Nav	Sport Nav
Tyres and wheels:	225/55 R17 with 17" alloy wheels 225/45 R19 with 19" alloy wheels	●	●
Emergency tyre repair kit	●	●	●
Metallic / Mica / Pearlescent paint	○	○	○
Rear roof spoiler:	Body-coloured <sup>1)</sup>	●	●
Door handles:	Body-coloured	●	●
Dual exhaust system	●	●	●
Privacy glass:	Rear and rear side windows	-	●
Wipers:	Front, adjustable speed with intermittent wipe	●	-
	Front, rain-sensing wipers	-	●
	Rear, adjustable speed with intermittent wipe <sup>1)</sup>	●	●
Headlights:	Halogen, with manual headlight levelling	●	-
	LED, with auto headlight levelling	-	●
	Adaptive Front lighting System (AFS)	-	-
	Dusk-sensing lights	-	●
	Halogen daytime running lights	●	●
	LED daytime running lights	-	-
Coming home / leaving home lights	●	●	
Front fog lights:	Halogen	●	-
	LED	-	●
Front and rear parking distance sensors:	Acoustic and visual notification indicating the distance to obstacles for the front and rear of Mazda6. Visual display is through the 7" colour display	-	●
Reversing camera :	With dynamic parking guidance lines shown on the 7" colour display	-	-
Shark fin antenna <sup>1)</sup>		●	●
Door mirrors:	Electrically-adjustable, heated mirrors with integrated indicators	●	-
	Electrically-adjustable, heated auto power-folding mirrors with intergrated indicators	-	●
Roof Rails <sup>1)</sup> :	Sliver	-	●

● = Standard; - = Not available; ○ = Option available at additional cost.

<sup>1)</sup>Tourer models only.

# S P E C I F I C A T I O N S

Additional Exterior Options		SE / SE Nav	SE-L Nav	Sport Nav
Tyres and wheels:	17" Alloy wheels 19" Alloy wheels			
Spoiler:	Front and rear			
Mudflaps:	Front			
Thule roof carrier system:	Attachment for skis/snowboards Roof rack Roof box, Pacific 200 Roof box, Pacific 780 Roof box, Ranger 90			
Rear bumper step protector				
Tow bar:	Detachable Attachment for bicycles Rear fog light kit for bicycle carrier Tow bar harness (available for 7-pin and 13-pin)			

Please contact your dealer for further information and availability.

Comfort and Convenience		SE / SE Nav	SE-L Nav	Sport Nav
Remote central locking with deadlocking		●	●	●
Smart remote keyless entry system with link to driver's seat and head-up display position memory via smart key		–	–	●
Engine start / stop button		●	●	●
Power steering:	Electric	●	●	●
Cruise control:	With manual speed adjustment	●	●	●
Mazda Radar Cruise Control (MRCC) <sup>4)</sup>		–	–	○
Electric windows:	Front and rear, with one-touch auto down / up and timer function	●	●	●
Air conditioning:	Manual Dual-zone climate control Rear air vents	●	–	–
Sun visors:	Driver's and front passenger's with covered vanity mirrors and driver's ticket holder Driver's and front passenger's with covered vanity mirrors, illumination and driver's ticket holder	●	–	–

Additional Comfort and Convenience Options		SE / SE Nav	SE-L Nav	Sport Nav
Front and rear floor mats:	Carpet floor mats, 'Standard', black Carpet floor mats, 'Luxury', black			
Rear bumper step plate				
Sunblind:	Rear side of door windows, with black semi-transparent mesh			
Baby care mirror				
Garment hanger				

Please contact your dealer for further information and availability.

Infotainment		SE / SE Nav	SE-L Nav	Sport Nav
Multimedia Commander:	Located between the driver and front passenger, the Multimedia Commander allows easy control of the advanced connectivity and infotainment system, with information displayed on the 7" colour touch-screen, includes a separate volume control dial	●	●	●
Mazda Multimedia System:	AM / FM / DAB radio, single CD / MP3, four speakers AM / FM / DAB radio, single CD / MP3, six speakers AM / FM / DAB radio, single CD and premium Bose® Centerpoint® surround-sound system featuring AudioPilot® 2 noise compensation technology (includes eleven speakers for approximately 231 watts of amplification and 8 channels of customised equalisation) 7" Colour touch-screen display USB / iPod® connectivity (2 inputs) <sup>1)</sup> Steering wheel-mounted audio and Bluetooth® controls Auxiliary (AUX) input and 12V power outlet	●	–	–
Mazda navigation system:	European mapping with alternative route calculations, point of interest search, 3-years free map updates and Traffic Message Channel (TMC) Premium Connected Services including live traffic and weather information, fuel prices and local search <sup>2)</sup>	–/●	●	●
Integrated Bluetooth® <sup>1)</sup> :	Allows hands-free calling and easy access to phone contacts via touch screen or commander as well as voice activation function <sup>1)</sup> Aha™ app and Stitcher™ app integration (internet radio, Facebook and Twitter) <sup>3)</sup> Audio transfer from Bluetooth® devices <sup>1)</sup>	–/○	○	○

● = Standard; – = Not available; ○ = Option at extra cost.

<sup>1)</sup> Please refer to [www.mazdahandsfree.co.uk](http://www.mazdahandsfree.co.uk) for the latest information regarding compability and functionality of mobile devices.

<sup>2)</sup> Connected Services require a subscription and compatible mobile device with valid data signal being available. These functions may not operate in areas of low signal strength. Please contact your dealer for more information.

<sup>3)</sup> Requires compatible Apple® or Android™ device. Aha™ / Stitcher™ apps need to be downloaded to mobile device and app registration completed before connection.

Data usage and costs will vary, please contact your network provider for more information. Data usage relies on a valid data signal being available. These functions may not operate in areas of low signal strength.

<sup>4)</sup> Available on 175ps Sport Nav Automatic Diesel models in combination with optional Safety Pack available at additional cost. Not available with Stone leather on Tourer models.

Interior Features		SE / SE Nav	SE-L Nav	Sport Nav
Meter set display:	Colour Active Driving Display with Traffic Sign Recognition (colour head-up display) – shows vehicle speed, warnings, and turn-by-turn navigation Trip computer i-ELOOP status (where fitted) and i-stop status	–	–	●
Seats:	Driver's seat manual slide, recline and height adjustment Driver's seat, manual lumbar adjustment Front passenger's seat, manual slide, recline and height adjustment Driver's seat, power slide, recline and height adjustment with memory function linked to smart key Driver's seat, power lumbar adjustment Front passenger's seat, power slide, recline and height adjustment Premium black cloth trim Black leather seat <sup>2)</sup> Stone leather seat <sup>2)</sup> Heated front seats (3-stage settings)	● <sup>1)</sup>	●	●
Rear seats:	Head restraints Centre armrest with two cup holders 60:40 fold down seats	●	●	●
Steering wheel:	Leather-wrapped Tilt and height adjustment Heated Paddle shift for automatic transmission <sup>3)</sup>	●	●	●
Gear knob:	Leather-wrapped	●	●	●
Dashboard panel:	Black vinyl leather Deep red vinyl leather <sup>4)</sup>	●	●	–
Grab handles:	Front passenger's and two rear, with coat hooks	–	●	●
Auto-dimming rear-view mirror		–	●	●
Electronic parking brake with auto-disengage function		●	●	●
Sliding front centre armrest		–	●	●
Storage spaces:	Glovebox with illumination Seatback pocket (driver and front passenger) Door pockets (driver, front passenger, and rear) Front centre console with storage box Inside front centre armrest Two cup holders in centre console	●	●	●
Dome interior courtesy light, with integrated spotlight		●	●	●
Scuff plates:	Black	●	●	●
Luggage compartment:	Light Power outlet <sup>5)</sup> Karakuri tonneau cover <sup>5)</sup> Cargo net <sup>5)</sup>	●	●	●

Additional Interior Options		SE / SE Nav	SE-L Nav	Sport Nav
Scuff plates:	Front and rear stainless steel with illuminated red Mazda6 logo on the front scuff plates			
Welcome Illumination:	For front footwell (driver and passenger side)			
Audio systems:	AUX jack audio cable for MP3 compatibility/USB for iPod®/iPhone®/iPad®			
Cigar lighter				
Ashtray				
Cup holder organiser				
Luggage compartment:	Boot light (Saloon) Boot light (Tourer) Boot mat with rear bumper protection Boot net Boot storage Boot storage system			
First aid kit				
Cool and warm box				

● = Standard; – = Not available; ○ = Option at extra cost.

<sup>1)</sup> 145ps SE and SE Nav models do not feature an i-stop display.

<sup>2)</sup> Leather refers to centre seat facing and side supports.

<sup>3)</sup> 175ps Sport Nav Automatic Diesel models only.

<sup>4)</sup> Stone vinyl leather decoration panel when combined with Stone leather seat trim option.

<sup>5)</sup> Tourer models only.

Please contact your dealer for further information and availability.

TRIMS



BLACK CLOTH (SE / SE NAV / SE-L NAV)



BLACK LEATHER (SPORT NAV)



STONE LEATHER OPTIONAL ON SPORT NAV


COLOURS




Arctic White Solid




Snowflake White Pearlescent



Sonic Silver Metallic



Blue Reflex Mica



Deep Crystal Blue Mica



Machine Grey Metallic



Jet Black Mica



Soul Red Metallic

Model	Exterior Colours							
	Arctic White Solid (A4D)	Blue Reflex Mica (42B)	Deep Crystal Blue Mica (42M)	Jet Black Mica (41W)	Machine Grey Metallic (46G)	Sonic Silver Metallic (45P)	Snowflake White Pearlescent (25D)	Soul Red Metallic (41V)
SE / SE Nav	●	○	○	○	○	○	○	○
SE-L Nav	●	○	○	○	○	○	○	○
Sport Nav	●	○	○	○	○	○	○	○

● = Available, ○ = Available at additional cost.

# OUR COMMITMENT TO YOU AND YOUR MAZDA

## MY MAZDA APP

Designed exclusively for Mazda owners, it lets you access important vehicle information, as well as being able to locate your nearest Mazda dealer and track your vehicle service history.

## SERVICE AND WARRANTIES

Just like the cars themselves, the services we offer are designed to provide you with a first-class ownership experience. Every new vehicle is covered by a 3-year warranty for up to 60,000 miles, including a 3-year paintwork warranty, and a 12-year perforation warranty. We also offer Extended Warranties to extend the cover for your Mazda. Mazda Roadside Assistance offers cover in the event you require breakdown assistance, your vehicle is stolen or is involved in an accident.

The maximum service interval for your Mazda is 12,500 miles or 12 months whichever occurs first, however, the servicing intervals may reduce based on the style of driving and the conditions under which your vehicle is operated.

## FREE MAZDA ACCIDENT AFTERCARE

Mazda Accident Aftercare is designed to assist you following a road traffic accident. Call Mazda First after an accident and they will liaise directly with your insurer to process the claim and ensure that your vehicle is repaired at a Mazda approved bodyshop using only genuine Mazda parts, additional benefits include providing you with a free courtesy car and maintaining your Mazda warranties.

## MAZDA CONTRACT HIRE

Mazda Financial Services Contract Hire offers low running costs with market-driven residual values, resulting in extremely competitive costs for businesses and individuals. To find out more about the benefits of Mazda Financial Services Contract Hire, please speak to your Mazda dealer or visit [www.mazda.co.uk](http://www.mazda.co.uk).

T&Cs apply. You can never own the vehicle. Finance subject to status. Guarantees may be required. 18s or over. Mazda Financial Services Contract Hire. RH1 1SR

## FINANCE

As well as vehicle warranty and service plans, we offer finance packages to help ensure a rewarding ownership experience. Mazda Financial Services provides a variety of finance products to suit the needs of both private and business customers.

## WHAT YOU CAN EXPECT FROM MAZDA FINANCIAL SERVICES:

- Assistance in renewing your car. We'll help you choose the right finance package to enable you to renew your Mazda car as often as you would ideally like
- Fixed Interest Rates. The interest rate on your loan is fixed for the duration of the agreement
- Flexible terms tailored to your motoring needs. As specialists in Mazda vehicles we aim to tailor a finance package to both your budget and your motoring / ownership needs

Please ask your sales executive for a tailor-made finance quote for your new car.

## MAZDA FINANCIAL SERVICES FINANCE PLANS: MAZDA CONDITIONAL SALE:

The traditional way of buying your car. Mazda Conditional Sale is a simple way of financing that provides you with certainty due to a fixed interest rate and fixed monthly repayments throughout the agreement. Your initial deposit and repayment period can be structured to help meet your budget and the length of time you expect to keep the car. You can trade in your existing vehicle and put this towards the initial deposit, or if you wish, just put down a cash deposit. At the end of your contract, when all repayments have been made, the car is yours.



## OUR COMMITMENT TO YOU AND YOUR MAZDA

Mazda makes cars that excite, look beautiful, are fun to drive and make you want to drive them again and again. We are passionate about delivering complete motoring confidence and a first-rate ownership experience.

## MAZDA PERSONAL CONTRACT PURCHASE:

The finance plan that helps you change your Mazda car at more regular intervals. Personal Contract Purchase is similar to a Conditional Sale agreement but with additional flexibility since part of the vehicle cost is deferred until the end of the agreement which may give you the benefit of lower monthly repayments. The deferred amount is known as the Guaranteed Future Value or Optional Final Payment.

At the end of your contract, when all repayments have been made, you then have three options:

- Renew: Choose another Mazda. Use any excess value above the Optional Final Payment towards a deposit for another Mazda. You can trade in your car at any time or sell it privately having settled your account
- Retain: Keep the car. Simply pay the Optional Final Payment, and the car is yours
- Return your car: There's nothing more to pay if the car's in good condition and within the agreed mileage

For further information, please visit

<http://www.mazda.co.uk/buying-owning/buying/personal-finance/>

Finance subject to status. Terms and conditions apply. You will not own the vehicle until all payments are made. 18s and over. Guarantee may be required. Mazda Financial Services RH1 1SR.

## CUSTOMER EXPERIENCE

Start your journey with Mazda using the Configurator on the Mazda website. It lets you customise a digital vehicle, letting you choose from a selection of engines, trims, exterior colours and accessories. Discover the benefits of becoming part of the community that defies convention with My Mazda - the online home for all Mazda owners. The service lets you view and update your personal information using the Mazda Digital Service Record (DSR), which provides security against counterfeit service documents and guarantees a secure, accurate and permanent service history for the life of the vehicle. You can also explore Facebook, Twitter and YouTube for even more Mazda related material. Whatever journey you take with Mazda, we'll make sure it's a unique and gratifying experience.


## SKYACTIV TECHNOLOGY - HELPING YOU STAY EFFICIENT


Although we develop exciting cars that are fun to drive, we are equally committed to the environment and to the creation of a sustainable future for all. Our ongoing sustainability programmes are dedicated to the development of clean technologies. Our SKYACTIV Technology range includes engines, transmissions, chassis and body designs, which deliver fuel-efficient and economical driving. Our engines deliver the perfect combination of performance and improved driving economy by being lighter and more fuel-efficient than many of our competitors.


## Looking for more information?

Learn more about our dedication to delivering a unique customer experience online at:

 [www.mazda.co.uk](http://www.mazda.co.uk)

 [facebook.com/mazdauk](https://facebook.com/mazdauk)

 [twitter.com/mazda\\_uk](https://twitter.com/mazda_uk)

 [youtube.com/mazdauk](https://youtube.com/mazdauk)

Mazda Motors UK reserves the right to introduce changes in specification and equipment due to its ongoing product development. Colour and trim samples shown in this brochure may vary from the actual colours because of the limitations of the printing process. Models shown may not be to UK specification. It is recommended that you consult your Mazda dealer when referring to these.

Facebook, Twitter, iPod®, Stitcher™, aha™ and Bose® are registered trademarks in the U.S. and other countries. Used with permission.

The Bluetooth® word mark and logos are owned by the Bluetooth SIG, Inc. and any use of such marks by Mazda Motor Company is under licence. Other trademarks and trade names are those of their respective owners.

July 2017  
Part Number: 810079274

Internet: [www.mazda.co.uk](http://www.mazda.co.uk)  
Mazda Helpline: 03457 48 48 48  
UK-EN / C2

