

DODGE CALIBER



DODGE



The Dodge brand boasts more than a 90 year pedigree that places it firmly among the worlds great automotive companies.

Dodge was founded by the entrepreneurial brothers John and Horace Dodge in 1897. Originally a bicycle maker, the company produced its first car in 1914 and quickly became a successful car manufacturer.

The launch of the Dodge Caliber in 2006 marks the start of an exciting new chapter in Dodge History, the Caliber retains all the characteristics – bold styling, crosshair grill of the SRT-10 supercar.





DODGE CALIBER



CALIBER - 2.0 CRD SXT SPORT (MAN)

PAINT AND TRIM



BLACK CLEARCOAT

Interior Trim: Pastel Slate Grey with Red accents



BRIGHT SILVER METALLIC CLEARCOAT (+£400)

Interior Trim: Pastel Slate Grey with Blue accents



MARINE BLUE PEARLCOAT (+£400)

Interior Trim: Pastel Slate Grey with Blue accents



INFERNO RED CRYSTAL PEARLCOAT (+£400)

Interior Trim: Pastel Slate Grey with Red accents



SUNBURST ORANGE PEARLCOAT (+£400)

Interior Trim: Pastel Slate Grey with Orange accents



STEEL BLUE PEARLCOAT (+£400)

Interior Trim: Pastel Slate Grey with Blue accents





CALIBER PRICES STARTING FROM





1.8 S (Man)	£12,505
1.8 SE (Man)	£13,005
1.8 SXT (Man)	£14,505
2.0 CRD SE (Man)	£15,005
2.0 SXT (CVT)	£15,505
2.0 SXT Sport (CVT)	£15,505
2.0 CRD SXT (Man)	£16,505
2.0 CRD SXT Sport (Man)	£16,505

GRAB LIFE BY THE HORNS



CALIBER RANGE TECHNICAL SPECIFICATIONS

MODEL	 1.8 S (Man)	 1.8 SE (Man)	 1.8 SXT (Man)	 2.0 CRD SE (Man)
ENGINE & TRANSMISSION				
Bore x Stroke - mm	86.0 x 77.4			88.0 x 97.0
Compression Ratio	10.5:1			18.0:1
Configuration	In-line, four-cylinder DOHC, dual Variable Valve Timing (VVT)			In-line, four-cylinder DOHC
Cubic Capacity - cc	1798			1968
Fuel System	Sequential multipoint injection			Bosch U1-P2 electronic
Gearbox	5 speed manual			6 speed manual
Max. Power - bhp @ rpm	148 bhp @ 6500 rpm			138 bhp @ 4000 rpm
Max. Torque - lb ft @ rpm	124 lb ft @ 5500 rpm			229 lb ft @ 1750 rpm
PERFORMANCE				
0-62.5 mph - seconds	12.2			8.8
Max. Speed - mph	118			115
ECONOMY & EMISSIONS				
CO ₂ - g/km	174			160
Combined Cycle - mpg (L/100 km)	38.7 (7.3)			47.1 (6.0)
Extra Urban Cycle - mpg (L/100 km)	47.1 (6.0)			58.9 (4.8)
Urban Cycle - mpg (L/100 km)	29.4 (9.6)			35.8 (7.9)
SUSPENSION				
Front	Independent Macpherson struts, asymmetrical lower control arms, coil springs and link type stabiliser bar			
Rear	Multi-link independent with coil springs, link-type stabiliser bar, gas-charged shock absorbers			
STEERING				
Overall ratio	16.6:1			
Steering turns (lock to lock)	2.88			
Turning circle (kerb to kerb) - m	10.8			
Type	Power assisted rack and pinion			
BRAKES, WHEELS & TYRES				
Front Brakes	Vented discs with ABS			
Rear Brakes	Solid discs with ABS			
Spare Wheel & Tyre	space saver			
Tyres	215/60 R17			
Wheels	17" steel wheels with wheel covers		17" alloy wheels	17" steel wheels with wheel covers
EXTERIOR DIMENSIONS				
Height - Max. - mm	1535			
Length - mm	4415			
Wheelbase - mm	2635			
Width - mm	1800			
WEIGHTS & CAPACITIES				
Cargo area vol. (rear seat down) - ltr	1360			
Cargo area vol. (rear seat up) - ltr	525			
Fuel Tank Capacity - ltr	51.5			
Gross Vehicle Weight - kg	1960			2015
Kerb Weight Max. - kg	1460			1560
Max. Braked Towing Weight - kg		1120		
Max. Payload - kg	500			455
Max. Roof load - kg		68		
Max. Towing Weight (unbraked trailer) - kg		450		
INSURANCE GROUP				
Insurance Group	6E		7E	8E

MODEL	 2.0 SXT (CVT)	 2.0 SXT Sport (CVT)	 2.0 CRD SXT (Man)	 2.0 CRD SXT Sport (Man)
ENGINE & TRANSMISSION				
Bore x Stroke - mm	86.0 x 86.0		88.0 x 97.0	
Compression Ratio	10.5:1		18.0:1	
Configuration	In-line, four-cylinder DOHC, dual Variable Valve Timing (VVT)		In-line, four-cylinder DOHC	
Cubic Capacity - cc	1998		1968	
Fuel System	Sequential multipoint injection		Bosch U1-P2 electronic	
Gearbox	CVT automatic		6 speed manual	
Max. Power - bhp @ rpm	154 bhp @ 6300 rpm		138 bhp @ 4000 rpm	
Max. Torque - lb ft @ rpm	135 lb ft @ 5200 rpm		229 lb ft @ 1750 rpm	
PERFORMANCE				
0-62.5 mph - seconds	10.7		8.8	
Max. Speed - mph	125		115	
ECONOMY & EMISSIONS				
CO ₂ - g/km	192		160	
Combined Cycle - mpg (L/100 km)	34.9 (8.1)		47.1 (6.0)	
Extra Urban Cycle - mpg (L/100 km)	40.9 (6.9)		58.9 (4.8)	
Urban Cycle - mpg (L/100 km)	28.0 (10.1)		35.8 (7.9)	
SUSPENSION				
Front	Independent Macpherson struts, asymmetrical lower control arms, coil springs and link type stabiliser bar			
Rear	Multi-link independent with coil springs, link-type stabiliser bar, gas-charged shock absorbers			
STEERING				
Overall ratio	16.6:1			
Steering turns (lock to lock)	2.88			
Turning circle (kerb to kerb) - m	10.8			
Type	Power assisted rack and pinion			
BRAKES, WHEELS & TYRES				
Front Brakes	Vented discs with ABS			
Rear Brakes	Solid discs with ABS			
Spare Wheel & Tyre	space saver			
Tyres	215/60 R17	215/55 R18	215/60 R17	215/55 R18
Wheels	17" alloy wheels	18" alloy wheels	17" alloy wheels	18" alloy wheels
EXTERIOR DIMENSIONS				
Height - Max. - mm	1535			
Length - mm	4415			
Wheelbase - mm	2635			
Width - mm	1800			
WEIGHTS & CAPACITIES				
Cargo area vol. (rear seat down) - ltr	1360			
Cargo area vol. (rear seat up) - ltr	525			
Fuel Tank Capacity - ltr	51.5			
Gross Vehicle Weight - kg	2000		2015	
Kerb Weight Max. - kg	1500		1560	
Max. Braked Towing Weight - kg	1120			
Max. Payload - kg	500		455	
Max. Roof load - kg	68			
Max. Towing Weight (unbraked trailer) - kg	450			
INSURANCE GROUP				
Insurance Group	8E			

CALIBER RANGE EQUIPMENT SPECIFICATIONS

MODEL



Key: — = Not available • = Standard 0 = Optional

	1.8 S (MkII)	1.8 SE (MkII)	1.8 SXI (MkII)	2.0 CRD SE (MkII)	2.0 SXI (C17)	2.0 SXI Sport 1 (C17)	2.0 CRD SXI (MkII)	2.0 CRD SXI Sport (MkII)	
EXTERIOR SPECIFICATION									
17" alloy wheels	—	—	•	—	•	—	•	—	
17" steel wheels with wheel covers	•	•	—	•	—	—	—	—	
18" alloy wheels	—	—	—	—	—	•	—	•	
Black door handles	•	•	•	•	•	•	•	•	
Body coloured grille surround	•	•	—	•	—	•	—	•	
Body coloured side mouldings	—	—	•	—	•	•	•	•	
Chrome grille surround	—	—	•	—	•	—	•	—	
Front fog lamps	—	—	•	—	•	•	•	•	
Heated rear window	•	•	•	•	•	•	•	•	
Power folding heated door mirrors	•	•	•	•	•	•	•	•	
Roof mounted antenna	•	•	•	•	•	•	•	•	
Tailgate spoiler	•	•	•	•	•	•	•	•	
IN CAR ENTERTAINMENT									
9 speaker MusicGate sound system with 458 Watts	—	—	—	—	—	•	—	•	
AM/FM Radio with single CD	•	•	•	•	•	•	•	•	
Speakers - 4	•	•	•	•	•	—	•	—	
INTERIOR SPECIFICATION									
Air conditioning	—	•	•	•	•	•	•	•	
Auxiliary power socket (12V)	•	•	•	•	•	•	•	•	
Cargo cover	—	—	•	•	•	•	•	•	
Centre console accent colour	—	—	—	—	—	•	—	•	
Centre console satin silver	•	•	•	•	•	—	•	—	
Electric windows (one-touch-down on driver's side)	•	•	•	•	•	•	•	•	
Front passenger seat - fold flat	—	•	•	•	•	•	•	•	
Full length floor console	•	•	•	•	•	•	•	•	
Gear level bezel accent colour	—	—	—	—	—	•	—	•	
Gear level bezel satin silver	•	•	•	•	•	—	•	—	
Glove compartment cooler	—	•	•	•	•	•	•	•	
Illuminated cup holders	•	•	•	•	•	•	•	•	
Interior removable / rechargeable lamp (torch)	•	•	•	•	•	•	•	•	
Manual height adjustment driver's seat	—	•	•	•	•	•	•	•	
Map/Dome reading lights	•	•	•	•	•	•	•	•	
Pastel slate grey cloth seating	•	•	—	•	—	—	—	—	
Pastel slate grey cloth seating with coloured accents	—	—	—	—	—	•	—	•	
Pastel slate grey part leather seats	—	—	•	—	•	—	•	—	
Rear fold flat seat with 60/40 split	•	•	•	•	•	•	•	•	
Reclining rear seat	—	•	•	•	•	—	•	•	
Sliding centre front armrest with phone holder	•	•	•	•	•	•	•	•	
Speed control	—	—	•	—	•	•	•	•	
Ultrafloor vinyl load floor covering	•	•	•	•	•	•	•	•	
OPTIONAL									
9 speaker MusicGate sound system with 458 watts	—	0	0	0	0	—	0	—	
Special Paint	0	0	0	0	0	0	0	0	

MODEL



Key: — = Not available • = Standard O = Optional

	1.8-5 (MMan)	1.8-5E (MMan)	1.8-5XT (MMan)	2.0 CRD SE (MMan)	2.0-5XT (CYT)	2.0-5XT Sport (CYT)	2.0 CRD SXT (MMan)	2.0 CRD SXT Sport (MMan)
SAFETY & SECURITY								
3-point seat belts, all seats	•	•	•	•	•	•	•	•
ABS - 4 wheel anti-lock disc brakes	•	•	•	•	•	•	•	•
All speed traction control	—	—	—	•	—	—	•	•
Driver and front passenger airbags	•	•	•	•	•	•	•	•
Electronic Stability Programme (ESP)	—	—	—	•	—	—	•	•
Locking fuel filler cap	•	•	•	•	•	•	•	•
Rear child proof door locks	•	•	•	•	•	•	•	•
Remote keyless entry	•	•	•	•	•	•	•	•
Side curtain airbags	•	•	•	•	•	•	•	•
Side impact protection bars	•	•	•	•	•	•	•	•
Thatcham Category 1 alarm and immobiliser	•	•	•	•	•	•	•	•
Tyre pressure monitoring warning	—	—	•	—	•	•	—	•

DODGE DEALERS NEAR KA12

- **BICKETS - 7 miles**
 - 113 Campbell Street
 - Kilmarnock
 - Ayrshire
 - KA1 4HS
 - sales.bickets@chrysler.co.uk
 - 01563 572525
- **MURRAY MOTOR COMPANY (GLASGOW) - 21 miles**
 - 274 Shields Road
 - Kinning Park
 - Glasgow
 - G41 1LA
 - sales.murraymotorcompany@chrysler.co.uk
 - 0141 429 1616
- **MURRAY MOTOR GROUP (STIRLING) - 44 miles**
 - 4 Craig Leith Road
 - Broadleys Industrial Park
 - Stirling
 - FK7 7LQ
 - sales.murray.stirling@chrysler.co.uk
 - 01786 463920
- **WESTERN CHRYSLER JEEP (PARTS AND SERVICE ONLY) - 51 miles**
 - 8 Westerton Road
 - East Mains Industrial Estate
 - Broxburn
 - Lothian EH52 5BE
 - aftersales.western.broxburn@chrysler.co.uk
 - 0845 293 5314
- **BORDER CARS (DUMFRIES) - 55 miles**
 - 130-132 Terregles Street
 - Dumfries
 - Scotland
 - DG2 9DX
 - sales@border-cars.co.uk
 - 01387 267835

This is a publication of Chrysler UK Ltd.

The company reserves the right to make alterations to the described products and services at any time without prior notice or obligation. Registered in England & Wales No. 6219519.

Fuel consumption figures are strictly generated in accordance with Testing Directive 93/116/EC, they are designed to maintain strict comparability and may not be fully representative of real life driving. For further information please visit www.vca.gov.uk.

GRAB LIFE BY THE HORNS



* These items are dealer fit options, the prices quoted here have been calculated using a national average labour rate and therefore should be viewed as 'guideline' only. Please note labour rates can vary from dealer to dealer and customers are advised to contact their local Chrysler Group dealership for the latest information regarding specific dealer fitted prices and individual labour rates before purchasing. Chrysler Group reserve the right to modify the national average labour rate without prior notice. Images are for reference purposes only.