

RAM TOUGH 1982 DODGE  
**wagons**



## 1982 DODGE MINI RAM WAGON

*shown at right with available two-tone in Dark Blue and Daystar Blue Metallic.*

It offers comfortable seating for your passengers in a 109.6-inch wheelbase on B150 and B250 models. The B150 has standard seating for five passengers; the B250 has standard seating for eight passengers. The Mini Ram offers many interior and exterior refinements at an affordable price. Items such as a bright grille, bright front and rear bumpers, wheel covers, and body-side window and rear window moldings. It also features a convenient 36-gallon fuel tank, interior lower vinyl trim panels, and the Convenience Package. Your Dodge dealer can give you all the details on this Mini Ram Wagon... and all the new Dodge Wagons for 1982.

## 1982 DODGE MAXIWAGON

*shown at right with available two-tone in Silver and Charcoal Gray.*

If you need room, you need Maxiwagon with optional seating for up to 15 people in the B350 model. Use it for carrying passengers or for work. The rear bench seats can be removed, giving you plenty of cargo-carrying length.

*Shown on cover is the 1982 Dodge Ram Wagon in Morocco Red and White.*



Dodge Wagon's full-width single rear door is standard. A vented rear window option is also available for your added convenience.

## SPREAD YOUR WINGS AND DO A THOUSAND THINGS . . . IN A RAM TOUGH 1982 DODGE WAGON.


Across town or across the country—there is practically no limit to the places you can go in a new Dodge Wagon. And you save America's energy on your way, because Dodge Wagons can deliver more people per gallon than any passenger car wagon you're used to.

Take the Dodge Mini Ram Wagon (shown at left), for instance. This one seats five passengers in solid comfort with plenty of room for all their picnic paraphernalia, including the portable grille! There's optional seating for eight in the 127.6-inch wheelbase (shown above, right) . . . or you can take a whole football team and then some in the Dodge B350 Maxiwagon (shown below, left) with optional seating for up to fifteen people with the B350 model.

Dodge Wagons have a practical side, too. Easy-to-read instrument panel with easy-to-reach controls. Convenient wide-opening side doors, and standard full-width single rear door. And for hauling, the seats can be removed to offer cargo lengths of more than 10 feet, 11 feet or 13 feet, depending upon the model you select. Whether you use your wagon for hauling or calling, you enjoy an extra-smooth, tuned front coil spring ride. And remember, when you team a Dodge Wagon with the available factory-installed Heavy-Duty Trailer Towing Package, it is a dependable trailer towing vehicle. All this plus the reassuring knowledge that your Dodge Wagon has Ram Tough construction throughout.

The 1982 Dodge Wagons—that's the way to go, America!

**ABOUT THIS CATALOG.** We have tried to make this catalog as complete as possible. And we hope you find it useful. However, since the time of printing, some of the information you'll find here may have been updated. Your dealer has details, and you should ask him for current information before ordering.



### Trailer Towing

You're miles ahead in a Dodge Wagon when it comes to trailer towing. All Dodge Wagons are capable of towing up to 2,000 pounds loaded trailer weight. In addition, with a factory-designed, factory-installed optional Heavy-Duty Trailer Towing Package, Dodge Wagons can pull from 6,000 to 7,000 pounds loaded trailer weight (depending on the model you select). Dodge Wagons—what a way to tow!

### Quad Seating

Quad Command bucket seats are optional with Royal or Royal S.E. Packages. They are available in cloth with vinyl trim, in Blue, Silver, Cashmere or Red. All Quad Command seats have a standard swivel base for extra passenger comfort and convenience.

### Instrument Panel

The convenience of the Dodge Wagon instrument panel is obvious. The large glove box affords easy access to the handy fuse box located under the glove box door. Instruments are conveniently grouped. Standard instrumentation includes ammeter, temperature gauge, fuel gauge, oil pressure indicator light, and speedometer/odometer calibrated in miles per hour (primary scale) and kilometers per hour (secondary scale). Gauges are easy to read. Controls are within easy reach. The Royal instrument panel treatment is shown above.

## DODGE WAGONS OFFER RAM TOUGH CONSTRUCTION AND LOTS OF BUILT-IN VALUE.

Dodge's Ram Tough construction begins with Unibody design. This means that the body and frame are welded together in a single strong unit. In addition to a saving in weight, Unibody eliminates bolt holes and bolts which are prone to rust, corrosion and squeaks if they work loose. And this year, Dodge has added extra value with a long list of standard equipment items that were extra-cost last year. These include all the following standard features for 1982:

- Power steering
- Cigar lighter
- In-cab hood release
- Dual electric horns
- Day/night rearview mirror
- Bright 5-inch by 7-inch exterior dual rearview mirrors

A quick tour of this page will give you many more reasons why you will find Dodge hard to beat if you're looking for a dependable wagon with lots of built-in value for 1982.

This handsome grille with integral headlight panels, and front bumper with optional rub strips and bumper guards contribute to Dodge Wagon's modern look. Also available are the dual vertically stacked quad rectangular headlamps and bright grille insert shown below (optional on Custom models) featuring whiter, brighter halogen high beams; smart optional upper and lower side and rear body moldings; and two optional two-tone exterior paint procedures.

Also available:

**Heavy-Duty Trailer Towing Package (YC3)** will tow up to 7,000 pounds. Ask your dealer for the 1982 Trailer Towing Catalog with details.


**Radial tires** can add to ride and economy. Glass-belted radials are standard on B150 and B250 Dodge Wagon models, and steel-belted radials are standard on Dodge B250 Maxiwagon models.

**Big 22-gallon fuel tank** is standard; if you want to extend your driving range per tank of fuel, order the optional 36-gallon tank (standard on the Mini Ram Wagon).

**Chassis** designed for minimum servicing. In normal use, the Wagon chassis requires lubrication just once every two years or 22,500 miles.

**Power front disc brakes** are designed for smooth stopping and to resist fade. Standard, all models.

**Standard 3.7-liter (225 CID) Slant Six (B150 and B250—except B250 Maxiwagon)**. A proven performer designed for efficiency and durability, with 30-degree tilt cylinder block, tin plated aluminum alloy pistons, cast iron crankshaft, hydraulic valve lifters and more.



Prefer V-8 power? Select the optional 5.2-liter (318 CID) V-8 (standard on B250 Maxiwagon and all B350 models) with quality features such as drop-forged steel connecting rods with aluminum bearings, and steel-strut pistons with chrome-plated top compression rings. For even more V-8 power, choose the optional 5.2-liter (318 CID) four-barrel V-8, or the 5.9-liter (360 CID) V-8 available only on B350 models with the 8,510-Pound GVW Package.

The standard transmission on the B150 and B250 Dodge Wagons (except B250 Maxiwagon) is a fuel-efficient four-speed manual overdrive that shifts like a normal manual transmission in city driving and provides an economical 0.73:1 overdrive ratio fourth gear for highway cruising. The three-speed TorqueFlite automatic is optional with these models.

The B250 Maxiwagon and all B350 models are offered with the three-speed TorqueFlite automatic transmission as standard.

Most of our automatic transmissions are equipped with a lockup clutch in the torque converter (except on units equipped with the Heavy-Duty Trailer Towing Package or

8,510-Pound GVW Package) that automatically produces a direct mechanical drive through the transmission after the transmission upshifts from second to third gear. Normal slippage in the converter is eliminated, resulting in reduced engine speed and improved fuel economy\* at cruising speeds.

\*1982 EPA estimates were unavailable at the time this catalog was printed. However, we believe Dodge Wagons, as in 1981, will achieve good mileage ratings. Ask your dealer about current information regarding mpg ratings.

**Dodge Wagon's wide hood opening** helps make engine servicing easier. Concealed hood hinges add to front end style.

**Energy-absorbing steering column.** It's designed to lessen the chance of injury to the driver should a collision occur.

**Sharp turning, agile maneuvering** result from Dodge Wagon's short turning diameter.

**Coolant reserve system, standard,** designed to minimize coolant loss and provide for easy coolant level checking.

**Independent front suspension** features standard tuned front coil springs with large upper and lower suspension control arm rubber bushings.

WAGON EXTERIOR AND INTERIOR DIMENSIONS	109.6" wb	127.6" wb	127.6" wb Maxiwagon
Height (max.)	79.6"	80.9"	80.6"
Width (max.)	79.8"	79.8"	79.8"
Length (max.)	178.9"	196.9"	222.9"
Effective headroom, driver	36.1"	36.1"	36.1"
Maximum inside width	72.2"	72.2"	72.2"
Front seat to rear door	92.9"	110.9"	136.9"
Engine cover to rear door	120.1"	138.1"	164.1"
Standard rear seat to rear door	57.1"	75.1"	101.1"
Width between wheelhouses	50.0"	50.0"	50.0"
Rear and side hinged doors			
—opening height	47.2"	47.2"	47.2"
—opening width	49.3"	49.3"	49.3"
Side sliding door			
—opening height	47.2"	47.2"	47.2"
—opening width	39.8"	39.8"	39.8"
Floor-to-roof height	53.2"	53.2"	53.2"

## WAGON PAINT PROCEDURES



Paint Procedure PXW



Paint Procedure PXS

## DODGE RAM TOUGH WAGONS INCLUDE THE EXTENSIVE USE OF CORROSION PROTECTION MATERIALS.


Galvanized steel helps protect against rust and corrosion. Dodge Wagons use galvanized steel in critical areas to help ward off body rust. To further help all sheet metal resist corrosion, the wagon body is prepared for the primer coat by a six-stage spray phosphate treatment. High-gloss acrylic enamel paint is then used for a durable quality exterior.

**Quality is value**—The New Chrysler Corporation recognizes that the customer's number-one priority in purchasing a new vehicle is value. We believe that value can be achieved only through quality-built products. Therefore, as with all our vehicles, Dodge Wagon quality is constantly evaluated by quality specialists who randomly select them for testing in the plant... in the field... and on the road. Applying our high standards of quality, Dodge Wagons are tested for fit, function and appearance to make sure that things fit right, work right, and that the vehicle looks as good as it should.

## WAGON SEATING ARRANGEMENTS



A. Standard five-passenger seating, all models.



B. Optional four-passenger seating. Four Quad Command swivel bucket seats, all B150, B250 and B350 non-Maxiwagon models.



C. Optional eight-passenger seating, all B250 and B350 models.



D. Optional twelve-passenger seating on B350 models; requires window retention and rear door(s) with optional vented glass at extra cost.



E. Optional fifteen-passenger seating on B350 127.6-inch wheelbase Maxiwagon; requires window retention rear door(s) with optional vented glass and 8,510-Pound GVW Package at extra cost.



## 1982 DODGE WAGON SEATING, OPTIONAL PACKAGES AND CONVENIENCE OPTIONS.

**Convert-A-Bed** bench seat is the equivalent of a double bed when unfolded. Offered as an optional replacement for the rear bench seat, it can be combined with the standard low-back bucket seats or the standard three-passenger bench seat. It is available with the Royal Package only. In Blue or Cashmere.

**Travel Seating Package.** Available on B250 or B350 127.6-inch wheelbase models. Requires the Royal S.E. Trim Package at extra cost. Available only in Silver or Cashmere. Not available with 8,510-Pound GVW Package. This is versatility. This is comfort. This is the Dodge Wagon Travel Seating Package which treats you right. Here's how it works.

**A.** Lower the backs of both bench seats and it's a big 54-inch by 76-inch bed, with a handy storage area underneath.

**B.** Upright, you have two quick-release bench seats with fold-down seatbacks.

**C.** Or you can lower the back of the front bench seat only and have an ideal lounging arrangement on comfortable foam cushioning.

**D.** When it's snack or game time, reverse the front bench seat and install the woodtone-finish table. It's easy to do, and no tools are required. A swingout leg provides extra support for the table. When not in use, the table stows away between the first bench seat and side panel, out of the way.



CUSTOM WAGON

The standard seats in the Custom Wagon and Mini Ram Wagon are plaid vinyl low-back buckets in Blue or Cashmere. A three-passenger bench seat is included. (Custom Wagon door trim panel shown.)



ROYAL WAGON

Driver and front passenger low-back bucket seats with deluxe vinyl trim are standard in the Royal Wagon Package. In Blue, Cashmere or Red. A three-passenger bench seat is included.




ROYAL WAGON OPTION

The Royal Wagon Package offers two optional high-back Command bucket seats in plaid cloth-and-vinyl trim. They include non-swivel bases, or optional swivel bases so that they can be rotated rearward. In Blue, Cashmere, Red or Silver. A three-passenger bench seat is included.



ROYAL S.E. WAGON

High-back Command bucket seats, in deluxe cloth-and-vinyl trim. In addition to the standard reclining feature, they can be ordered with optional swivel bases so that they can be rotated rearward. In Blue, Cashmere, Red or Silver. A three-passenger bench seat is included.




Aluminum Road Wheel



Automatic Speed Control



Front Power Windows




AM/FM Stereo Radio



Tilt Steering Column



Digital Clock



Air Conditioning



Electric Door Locks



Rear Window Defroster



Rear Air Conditioning

## SELECTED OPTIONAL PACKAGES:

Certain models, packages and options are subject to specific restrictions, requirements or late availability. Consult your dealer for current ordering information.

### ■ Royal Package

All B150, B250, B350 models (except Mini Ram Wagon).

**Exterior:** Royal nameplates • Bright lower side and rear moldings • Dual vertically stacked quad rectangular headlamps with halogen high beams and bright grille • Bright front and rear bumpers • Bright molding around windshield, side and rear windows (except driver and passenger door windows) • Bright taillamp bezels

**Interior:** Woodtone applique on lower face of instrument panel • Spare tire cover, color-keyed • Vinyl door and side trim panels with woodtone trim • Garnish moldings over front doors, passenger compartment windows, headers around rear compartment windows and front pillar and windshield • Driver and front passenger low-back bucket seats and bench seat in deluxe vinyl trim • Soft cloth-covered headliner with insulation: driver and passenger compartment • Accessory floor mats in driver's compartment • Electronic digital clock • Instrument panel lower skirts, left and right sides • Carpeting (color-keyed) • Dash liner insulation • Luxury steering wheel with woodtone trim

### ■ Royal S.E. Package

All B150, B250, B350 models (except Mini Ram Wagon).

Includes the items listed above on Royal plus the following:

**Exterior:** Royal S.E. nameplates • Bright upper side and rear moldings • Bright bumper guards with rub strips, front and rear • Body-side and rear woodtone tape applique with dual gold accent stripes

**Interior:** Vinyl door and side trim panels with woodtone trim and front door applique pull straps • Carpeted engine housing cover, color-keyed • Oil pressure gauge and trip odometer • Glove box lock and light • Deluxe two-speed windshield wipers with intermittent wipe • Ignition and headlight switch with time delay • Cigar lighter light • Courtesy step well lamp: front and side doors • Driver and front passenger color-keyed high-back reclining Command bucket seats, and a three-passenger bench seat with cloth-and-vinyl trim

### Exterior Appearance Package (Standard on Mini Ram Wagon).

• Bright grille • Bright front and rear bumpers • Bright taillamp bezels • Bright windshield molding • Dual vertically stacked quad

rectangular headlamps with halogen high beams • Bright side and rear window moldings (except driver and front passenger door windows)

### ■ Insulation Package—Heavy-Duty For Royal and Royal S.E. Wagons

• Interior lower fiberglass insulation panels (not on standard single rear door or optional sliding side door) • Insulation under floor covering

### For Custom Wagons

Includes the items listed above on Royal and Royal S.E. plus the following:

• Interior lower trim panels in passenger compartment (offered in Blue or Cashmere colors) • Color-keyed garnish moldings over front door headers and around headliner and rear compartment window • Dash liner insulation • Sliding side door track cover • White hardboard headliner in passenger compartment

### ■ Eight-Passenger Seating Package

All B250, (standard on Mini Ram Wagon), B350 Wagon and Maxiwagon models.

• Includes one additional quick-release three-passenger bench seat with three seat belts • Not available on B350 Maxiwagon models with 8,510-Pound GVW Package

### ■ Quad Command Seating Packages

■ Five or Eight-Passenger Convert-A-Bed Seating Packages

■ Eight-Passenger Travel Seating Package

■ Twelve-Passenger Seating Package

All B350 models.

(Requires window retention and rear door(s) with optional vented glass at extra cost.)

• Includes two additional bench seats: 2nd—three-passenger quick-release bench seat with three seat belts; 3rd—four-passenger bench seat with four seat belts • Spare tire carrier relocated under 3rd bench seat • Not available on B350 Maxiwagon models with 8,510-Pound GVW Package

### ■ Fifteen-Passenger Seating Package

B350—127.6-inch wheelbase Maxi wagons only.

(Requires 8,510-Pound GVW Package, window retention and rear door(s) with optional vented glass at extra cost.)

• Includes three additional bench seats: 2nd—three-passenger quick-release bench seat with three seat belts; 3rd—three-passenger quick-release bench seat with three seat belts; 4th—four-passenger bench seat with four seat belts • Tire carrier relocated under 4th bench seat

### ■ Heavy-Duty Trailer Towing Package

B250 and B350 models (except Mini Ram Wagon).

(Requires automatic transmission on B250 models, 318 CID four-barrel or 360 CID V-8

engine, transmission auxiliary oil cooler and 36-gallon fuel tank.)

• Maximum cooling • 60-amp alternator • 430-amp (maintenance-free) battery • Seven-wire harness • Class IV tow bar hitch • Heavy-duty variable load turn signal flasher • Heavy-duty front and rear shock absorbers

### Convenience Package

(Standard on Mini Ram Wagon).

• Cigar lighter light • Glove box lock and light • Ignition and headlight switch with time delay (not available with tilt steering column) • Two-speed windshield wipers with intermittent wipe • Courtesy step well lamp for front and side doors (for use with Royal Package only)

## SELECTED OPTIONAL EQUIPMENT

### Air Conditioning

• Integral Front  
• Auxiliary—Rear, with or without auxiliary heater

### Alternators

• 60-Amp  
• 114-Amp

### Batteries

• 375-Amp  
• 430-Amp (maintenance-free)  
• 500-Amp Long-Life (maintenance-free)

### Bumpers and Bumper Guards

• Bumpers—Front and rear: bright (standard on Mini Ram Wagon)  
• Bumpers, Guards and Rub Strips—Front and rear: bright

• Clock—Electronic digital  
• Cooling—Auxiliary, transmission oil-to-air  
• Cooling—Engine: maximum  
• Defroster—Rear window, electric: for single rear door

### Doors

• Dual Rear—With vented glass  
• Single Rear—With vented glass  
• Sliding—Passenger side

• Fuel Tank—36-gallon (standard on Mini Ram Wagon)

### Gauges

• Oil Pressure and Trip Odometer—Standard on Mini Ram Wagon

### Glass

• Sun Screen—Privacy glass  
• Tinted—All windows

• Grille—Bright: includes dual quad rectangular headlamps, vertically stacked, with halogen high beams (standard on Mini Ram Wagon)

### Heaters

• Auxiliary—Rear  
• Deluxe—Front  
• Engine Block

• Mats—Rubber, two color-keyed (accessory type) in driver's compartment

### Mirrors

• Exterior Dual—Low-mount: 6-inch by 9-inch, bright

### Moldings

• Lower—Includes side, rear and bright taillamp bezels  
• Upper—Includes side, rear and bright taillamp bezels  
• Upper and Lower—With bright taillamp bezels

• Monitor—Electronic display warning indicator for engine oil level, transmission oil level, radiator coolant level, and transmission oil temperature

### Power Assists

• Door Locks—Electric: all doors  
• Windows—Electric: front doors only

### Radios and Speakers

• AM/FM Stereo  
• AM/FM Stereo—Electronically tuned: with cassette tape player and Dolby\* noise reduction system  
• AM/FM Stereo—With Search-Tune and electronic tuning  
• AM/FM Stereo—With eight-track tape player  
• AM/FM Stereo—With 40-channel CB transceiver

• Shock Absorbers—Heavy-duty front and rear  
• Speed Control—Automatic  
• Stabilizer Bar—Front  
• Steering Column—Tilt type  
• Steering Wheel—Luxury type

• Wheels—Four, road type: 15-inch by 7.00-inch

• Aluminum—Radial ribbed (four)  
• Chrome Disc—Five-slot (four)

### Wheel Covers

• Deluxe—Bright

• Windshield Wipers—Deluxe two-speed with intermittent wipe (standard on Mini Ram Wagon)

\*Dolby is a trademark of Dolby Laboratories.

For export markets certain models, engines, and equipment may not be available. Please check local dealer for details.



OVERSEAS SALES OPERATIONS

## STANDARD FEATURES

- Air Cleaner—Dry type
- Air Vent Doors—Left outlet in cowl side panel; right outlet in right side of instrument panel
- Alternator—12-volt, 53-amp
- Antifreeze—Protection to minus 20°F
- Armrests—Driver and front passenger
- Ashtray—Driver's compartment
- Battery—325-amp
- Brake Booster—Vacuum
  - 10.5-inch single diaphragm (B150, B250)
  - 11.5-inch single diaphragm (B350)
- Brakes—Front disc—11.75-inch by 1.25-inch (B150, B250)
  - 12.82-inch by 1.19-inch (B350)
  - Rear drum—10-inch by 2.5-inch (B150, B250)
    - 12-inch by 2.5-inch (B350)
- Bumpers—Painted; front and rear (bright finish on Mini Ram Wagon)
- Cigar Lighter
- Cleaner Air System
- Clutch—10-inch diameter (B150, B250; not available on Maxiwagon)
- Doors—Passenger, hinged type; right-side double doors with vented glass; rear single door with fixed glass and inside door handle and lock button (all doors include easily removed metal check arm)
- Electronic Ignition System
- Floor Mat—Black, full width
- Fuel Tank—22-gallon (36-gallon on Mini Ram Wagon)
- Glove Box—With door
- Grille—Argent finish (bright finish on Mini Ram Wagon)
- Headlamps—7-inch round (quad rectangular on Mini Ram Wagon)
- Headliner—Color-keyed; driver's compartment (full length on Mini Ram Wagon)
- Heater—Fresh air with defroster
- Hood Release—In-cab activated
- Horns—Dual electric
- Hubcaps—Bright (wheel covers standard on Mini Ram Wagon)
- Instrumentation—Speedometer, odometer, fuel gauge, temperature gauge, ammeter, oil pressure indicator light (ammeter and oil pressure gauges standard on Mini Ram Wagon)
- Jack—Bumper type (B150, B250); axle type (B350)
- Lights—Backup with integral stop and taillamps; license plate; combined rear side marker lights and reflectors—red (2); combined front parking lamps, turn signals and side marker lamps—amber (2); dome, driver and passenger compartment with door-operated switches
- Locks—All doors
- Mirrors—Interior rear vision day/night type, 10-inch; exterior left and right side 5-inch by 7-inch, bright
- Nameplate—On front doors
- Oil Filter—Throwaway type
- Power Steering—All models
- Radio—AM
- Seats—Driver and front passenger low-back vinyl bucket seats including Unibelt system; three-passenger quick-release vinyl rear bench seat including three seat belts
- Shock Absorbers—Front and rear (heavy-duty—B250 Maxiwagons only)
- Steering Wheel—15-inch diameter; color-keyed
- Sun Visors—Padded; color-keyed (two)
- Tire Carrier—Spare, inside mounted
- Windshield Washers—Wiper-arm mounted, electric
- Windshield Wipers—Two-speed (non-intermittent) with washer (intermittent type standard on Mini Ram Wagon)

## 1982 DODGE WAGON SPECIFICATIONS

Model	B150 Wagon	B250 Wagon & Maxiwagon	B350 Wagon & Maxiwagon
GVW (lbs)	5,300	6,010 6,400	7,500 8,510
Wheelbase (inches)	109.6 127.6	109.6 or 127.6 Maxi	127.6 or 127.6 Maxi 127.6 Maxi
Axle Capacity (lbs)			
Front	3,300	3,300 3,300	3,600 3,600
Rear	3,550	3,550 3,550 3,850 Maxi	5,500 5,500
Brakes			
Front Disc	11.75" x 1.25"	11.75" x 1.25"	12.82" x 1.19"
Rear Drum	10" x 2.5"	10" x 2.5"	12" x 2.5"
Booster	vacuum 10.5" single diaphragm	vacuum 10.5" single diaphragm	vacuum 11.5" single diaphragm
Engines: Std	3.7-liter (225 CID) Slant Six (Wagon)	3.7-liter (225 CID) Slant Six (Wagon)	5.2-liter (318 CID) 2-bbl V-8 <sup>1)</sup>
Opt	5.2-liter (318 CID) 2-bbl V-8 <sup>1)</sup>	5.2-liter (318 CID) 2-bbl V-8 <sup>1)</sup> (Std Maxi)	5.2-liter (318 CID) 4-bbl V-8
	5.2-liter (318 CID) 4-bbl V-8	5.2-liter (318 CID) 4-bbl V-8	5.9-liter (360 CID) 4-bbl V-8
Shock Absorbers: Dia. (in.)			
Front—Std	1.0	1.0	1.0 1 <sup>3</sup> / <sub>16</sub>
Opt	1 <sup>3</sup> / <sub>16</sub>	1 <sup>3</sup> / <sub>16</sub> (std Maxi)	1 <sup>3</sup> / <sub>16</sub> heavy-duty
Rear—Std	1.0	1.0	1.0 1 <sup>3</sup> / <sub>16</sub>
Opt	1 <sup>3</sup> / <sub>16</sub>	1 <sup>3</sup> / <sub>16</sub> (std Maxi)	1 <sup>3</sup> / <sub>16</sub> heavy-duty
Spring Ratings (lbs)			
Front	standard tuned	standard tuned	standard tuned
Rear—Std	1,610	1,810 1,980	2,360 2,670
Opt	1,810	1,980	2,770
Steering	power	power	power
Transmission: Std	4-speed manual overdrive	4-speed manual overdrive (Wagon) 3-speed automatic (Maxi)	3-speed automatic
Opt	3-speed automatic	3-speed automatic (Wagon)	
Tire Size	P205/75R15 glass-belted radial—std	P225/75R15 glass-belted radial—std 127.6" wb with 6,010-lb GVW P235/75R15 glass-belted radial—std 109.6" wb with 6,010-lb GVW and 127.6" wb with 6,400-lb GVW P235/75R15XL steel-belted radial—std 127.6" wb Maxi with 6,400-lb GVW	8.00 x 16.5E (10 PR) polyester bias-belted—std with 7,500-lb GVW 8.75 x 16.5E (10 PR) polyester bias-belted—std with Maxi
Wheel Rim Size (inches)	15 x 5.50	15 x 6.50 15 x 6.50 heavy-duty (Maxi)	16.5 x 6.0—std with 7,500-lb GVW 16.5 x 6.75 std with Maxi

<sup>1)</sup>Not available in California.

## STANDARD SAFETY FEATURES

- Backup lights
- Brake system warning light
- Directional signals—parking and taillamps, front and rear
- Dual braking system with separate brake fluid reservoirs in the master cylinder
- Electric windshield washers and wipers
- Energy-absorbing steering column
- Fade-resistant front disc brakes
- Glare-reduction measures for windshield wipers, instrument panel and steering wheel
- Ignition and steering column lock
- Inside and outside rearview mirrors
- Inside hood release
- Padded instrument panel and sun visors
- Recessed inside door release handles
- Resilient window crank knobs
- Safety-Rim 15-inch wheels
- Side marker lights and reflectors
- Traffic hazard warning flasher system
- Unibelt restraint system

### BUY OR LEASE A DODGE WAGON

If you buy a new vehicle every two years or so, or would like to, you're in an ideal situation to take advantage of leasing—for that's the typical length of a lease contract. If you use your vehicle in business, leasing could cut down on your operating and administrative expenses as well as give you accurate records for tax purposes. The more you learn about leasing, the more likely you are to consider it seriously. Talk it over with us—your local member of the Chrysler Leasing System.

MOPAR parts are engineered by Chrysler Corporation for use in your new Dodge Wagon. When replacement is necessary, be sure to specify MOPAR parts. Used by professional mechanics all over the world.

All product illustrations and specifications are based on authorized information. Although descriptions are believed correct at publication approval, accuracy cannot be guaranteed. Some of the equipment shown on product illustrations is optional, at extra cost. Chrysler Corporation reserves the right to make changes from time to time, without notice or obligation, in prices, specifications, colors and materials, and to change or discontinue models. See your dealer for the latest information.

## EXTERIOR COLORS

Cashmere

Manila Cream

Charcoal Grey Metallic

Impact Red

Ginger

Morocco Red

Spice Tan Metallic

Dark Blue Metallic

Medium Seaspray Green Metallic


Daystar Blue Metallic

Burnished Silver Metallic

Pearl White

Black

NOTE: Due to occasional printing irregularities, the colors shown may vary slightly from actual hues. See your Dodge dealer for accurate color chips.



A PRODUCT OF THE NEW CHRYSLER CORPORATION