

# Dodge Phoenix

4-DOOR HARD TOP / 4-DOOR SEDAN





383 CU. IN. V8 AUTOMATIC 4-DOOR HARD TOP

# Dodge Phoenix




Take that enviable place behind the wheel. Be the man who drives the Dodge Phoenix 4-door Hard Top. A distinctive, rakish "convertible" look in its roof lines and with no centre pillar. Your choice of black or white vinyl to cover the steel roof top. Thrill to the performance of its mighty 383 cu. in., 270 b.h.p. engine. Laze back in the luxury of its seating. In the front compartment, this model has two individual front seats, contoured and form-fitting and with individual "fore-and-aft" adjustment. Passenger seat back reclines. Both driver and front seat passenger have adjustable headrests for safety and comfort. Between the front seats is a fixed centre cushion and fold-down, centre arm rest. Rear seating also incorporates a wide, fold-down centre arm rest. Lush carpets on the floor, doors trimmed to full height. Seat upholstery is glove-soft, luxury sponge vinyl. Seats are thickly foam-padded. And, as with the Dodge Phoenix 4-door Sedan, big, power assisted brakes, power steering and a divided-line, dual braking system are yours for safer, more relaxed driving—Dodge Phoenix V8 Hard Top—It's a car for a man of any age, so long as he is young in heart.







318 CU. IN. V8 AUTOMATIC 4-DOOR SEDAN

# Dodge Phoenix





Dodge Phoenix 4-door Sedan—The car for formal occasions or for those times when you just want to "go places" in the most comfortable, luxurious way. The 4-door Sedan is of the same dimensions as the Hard Top, but is powered by the 318 cu. in. 230 b.h.p. V8 motor which has been acclaimed widely in Australian newspaper and motoring magazine road tests. Front seat is full width with large, hinged, centre arm rest. There is "spread-out" room for three people if needed. Rear seat also has a folding centre arm rest. Upholstery has the same richness, and quality as in the 4-door Hard Top and both models are equipped and finished in a way that lives up completely to the life you lead.

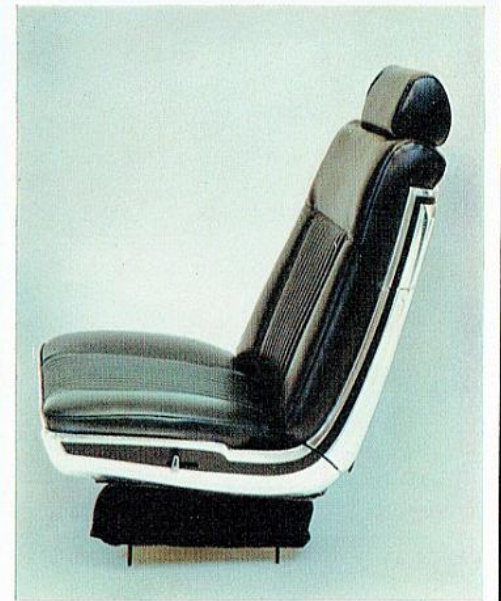




(Above) Dodge Phoenix front end is styled with dignity and distinction. Note the big, dual headlights, upper pair high and low beam, lower pair, high beam. Note too, the protection from the massive wrap around front bumper. Front park lights safely mounted behind grille.




(Top) Remote, flush fitting safety door handles integrated with door arm rest. Ash trays in rear door arm rests. (Left) Reading lights with independent switches for rear passengers. (Right) The Hard Top has a cigar lighter in the back of the front centre cushion.




(Above) The 4-door Hard Top has individually contoured front seats, each with an adjustable headrest. Passenger seat back reclines. Sedan has full-width front seat.

Everything is here for comfort, convenience and safety: Full-width instrument panel crash pad; Safety-padded sun visors; Windscreen wiper arms and blades have an anti-glare finish; Tinted, anti-glare, safety-glass windscreen with "Modified-zone" safety section; Big glove box (Hard Top model has glove box light); Hooded, deeply recessed instruments, with surrounds also safety padded; Instrument panel finished in non-reflective suede-black; Windscreen washers; Instrument panel map lamp; Safety-dished steering wheel; Heater/Demister; Safety-type Prismatic, interior rear view mirror.

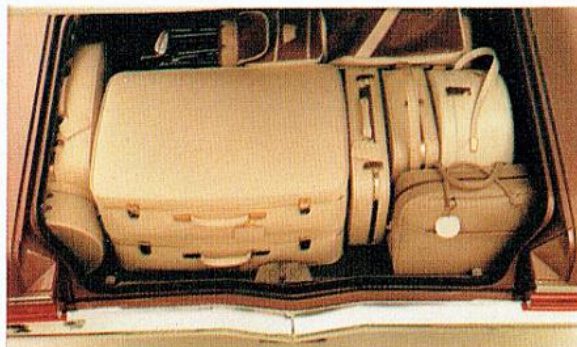


# Dodge Phoenix

4-DOOR HARD TOP/4-DOOR SEDAN



**So Safe, So Easy, So Relaxing to Drive.** A long wheel-base, very wide tracks plus the use of torsion-bar front suspension gives Dodge Phoenix great stability. In addition, Dodge Phoenix has a very large braking area plus a **Dual, Divided-Line Safety Braking System** with an individual master cylinder and lines for both front and rear brakes. An instrument panel light warns if there is a loss of either braking system. Light also tells you if the hand-brake is on. **Co-Axial Power Steering** is standard on both models and makes these big cars so easy and sure to handle, even for the ladies. Co-axial Power Steering has the added advantage that you still retain the "feel" of the road. Only  $3\frac{1}{2}$  turns from lock to lock. **TorqueFlite 3-Speed Automatic Transmission**—standard both models. The finest of all automatics has been made finer still with even softer shifts.







(At left) The 31 cu. ft. capacity fully carpeted luggage boot. Boot is automatically lit when lid is raised. Lid is counter-balanced.

(Left centre) Typical of the attention given to safety details is the interior rear view mirror. It is a Prismatic "night and day" type and swivels out of the way on impact. Exterior rear view mirror is standard.

(Lower left) Hard Top has the additional comfort feature of "Flo-Thru" ventilation with an exhaust grille in the rear deck. Shut-off doors are operated from the instrument panel.

(Right top) The two brilliant power plants. Top photo is the 318 cu. in. o.h.v. V8 powering the Dodge Phoenix 4-door sedan. Max. b.h.p. 230 at 4,400 r.p.m.: In the casting of the block, new foundry methods have resulted in an engine of lighter weight but with no loss of strength.

(Lower right) The 383 cu. in. o.h.v. V8 powering the Dodge Phoenix Hard Top. Max b.h.p. 270 at 4,400 r.p.m.



# Dodge Phoenix SPECIFICATIONS

**DIMENSIONS:** Wheelbase 119"; front track 62.0"; rear track 60.7"; overall length 213.1"; overall width 77.7".

**THE ENGINES: 4-door Hard Top:** 90° V8, o.h.v.; bore 4.25"; stroke 3.38"; compression ratio 9.2 to 1; taxable horsepower 57.8; max. b.h.p. 270 @ 4,400 r.p.m.; max. torque 390 lbs./ft. @ 2,800. **4-door Sedan:** 90° V8, o.h.v.; bore 3.91"; stroke 3.31"; compression ratio 9.2 to 1; taxable horsepower 48.9; max. b.h.p. 230 @ 4,400 r.p.m.; max. torque 340 lbs./ft. @ 2,400 r.p.m.

**ENGINES (General):** 2-barrel down-draught carburettor; hydraulic tappets; low friction lock valve rotators on exhaust valves; alternator; positive crankcase ventilation; crankshaft vibration damper; fibreglass silencing pad fitted on underside of engine hood; full flow oil filter.

**BRAKES:** Hydraulic, internal expanding, duo-servo, self adjusting; 11" dia. drums front and rear; total effective braking area 202.2 sq. in. Separate master cylinder and lines for front and rear brakes. Warning light on instrument panel. Power brakes standard fitment.

**SUSPENSION:** Front—heavy duty, independent, lateral non-parallel control arms with torsion bars. Front—anti-sway bar. Rear—parallel longitudinal leaf springs, size 58" x 2.5", 5 leaf. The entire suspension system is rubber-isolated.

**STEERING:** Constant control co-axial power steering. Linkage—leading parallel idler arms, equal length tie-rods. 3½ turns from lock to lock.

## **AUTOMATIC TRANSMISSION:**

3-speed torque-converter with planetary gear transmission. Operation by lever on steering column. Lever positions and gear ratios:

- "1" 1st, 2.45 : 1
- "2" 1st and 2nd, 2.45 : 1, 1.45 : 1
- "D" Drive, 1st, 2nd and Drive, 2.45 : 1, 1.45 : 1, 1.00 : 1
- "N" Neutral
- "R" Reverse, 2.2 : 1
- "P" Park.

Transmission water cooled, internal full flow oil filter. Transmission lock by Park "P" position of lever.

**FUEL TANK CAPACITY:** 20.8 Imp. gallons.

**WHEELS AND TYRES:** Wheels, steel disc, drop centre, double-sided safety rims; size 14 x 5½ JK; tyres, five 7.75 x 14 on the 4-door Sedan; five 8.25 x 14 on Hard Top.

**EQUIPMENT:** Two ashtrays on instrument panel; one in each rear door armrest; courtesy lights operate from all four doors; two safety-padded sun visors; safety swivel mounted prismatic interior rear view mirror; exterior rear-view mirror; armrests all four doors; foot operated windshield washers; luggage compartment lamp; glove box lamp (4-door Hard Top); cigar lighter on instrument panel; cigar lighter for rear seat passengers (4-door Hard Top); map reading lamp; rear compartment reading lamps; carpeted floors including luggage boot and spare wheel cover; heater/demister; back-up and turning lights; vinyl covered roof (4-door Hard Top); dual horns; de luxe wheel covers



*The policy of Chrysler Australia Ltd. is one of continual improvement in design and manufacture, wherever possible, to ensure a still finer car. Hence, specifications, equipment and prices are subject to change without notice.*

