

DODGE NITRO



DODGE



The Dodge Nitro is the first ever mid size sport utility vehicle from Dodge, complementing the brand's new lineup. There's no reason to run with the pack when you can lead.

The Nitro is the Dodge brand's bold new mid-size five-seater SUV, and is designed to attract customers seeking a vehicle with distinctive styling, sporty performance, a very flexible interior and all at a very affordable price.





DODGE NITRO



NITRO - 2.8 CRD SXT (AUTO)

PAINT AND TRIM



STONE WHITE CLEARCOAT

Interior Trim: Dark/Light slate grey cloth
Dark/Light slate grey part leather



INFERNO RED PEARLCOAT (+£400)

Interior Trim: Dark/Light slate grey cloth
Dark/Light slate grey part leather



BRIGHT SILVER METALLIC CLEARCOAT (+£400)

Interior Trim: Dark/Light slate grey cloth
Dark/Light slate grey part leather



SUNBURST ORANGE PEARLCOAT (+£400)

Interior Trim: Dark/Light slate grey cloth
Dark/Light slate grey part leather



ELECTRIC BLUE PEARLCOAT (+£400)

Interior Trim: Dark/Light slate grey cloth
Dark/Light slate grey part leather



BRILLIANT BLACK CRYSTAL PEARL (+£400)

Interior Trim: Dark/Light slate grey cloth
Dark/Light slate grey part leather

NITRO PRICES STARTING FROM





2.8 CRD SE (Man)	£19,100
2.8 CRD SXT (Man)	£22,695
2.8 CRD SXT (Auto)	£23,695
3.7 SXT (Auto)	£23,695

GRAB LIFE BY THE HORNS



DODGE

NITRO RANGE TECHNICAL SPECIFICATIONS

MODEL	 2.8 CRD SE (Man)	 2.8 CRD SXT (Man)	 2.8 CRD SXT (Auto)	 3.7 SXT (Auto)
ENGINE & TRANSMISSION				
Bore x Stroke - mm	94 x 100			93 x 90.8
Compression Ratio	17.5:1			9.7:1
Configuration	4 cylinders in line			6 cylinders in vee
Cubic Capacity - cc	2777			3700
Fuel System	Compression Ignition - 4 stroke, diesel			Positive Ignition - 4 stroke, petrol
Gearbox	6 speed manual		5 speed automatic	4 speed automatic
Max. Power - bhp @ rpm	174 bhp @ 3800 rpm			203 bhp @ 5200 rpm
Max. Torque - lb ft @ rpm	302 lb ft @ 2000-2800 rpm		339 lb ft @ 2000 rpm	232 lb ft @ 4000 rpm
PERFORMANCE				
0-62.5 mph - seconds	11.5		10.5	10.3
Max. Speed - mph	112		113	118
ECONOMY & EMISSIONS				
CO ₂ - g/km	228		250	288
Combined Cycle - mpg (L/100 km)	32.8 (8.6)		30.1 (9.4)	23.3 (12.1)
Extra Urban Cycle - mpg (L/100 km)	38.7 (7.3)		36.2 (7.8)	31.4 (9.0)
Urban Cycle - mpg (L/100 km)	26.2 (10.8)		23.2 (12.2)	16.1 (17.5)
SUSPENSION				
Front	Upper and Lower A Arms, Coil Springs, Stabiliser Bar			
Rear	Live Axle, Upper/Lower Trailing Arms, Track Bar			
STEERING				
Overall ratio	17.36:1			
Steering turns (lock to lock)	3.42			
Turning circle (kerb to kerb) - m	11.1			
Type	Hydraulic rack and pinion			
BRAKES, WHEELS & TYRES				
Front Brakes	Vented discs with ABS			
Rear Brakes	Solid discs with ABS			
Spare Wheel & Tyre	space saver			
Tyres	P235/70 R16		P245/50 R20	
Wheels	16" alloy		20" alloy	
EXTERIOR DIMENSIONS				
Height - Max. - mm	1773			
Length - mm	4584			
Wheelbase - mm	2763			
Width - mm	1856			
WEIGHTS & CAPACITIES				
Cargo Volume - Seats Down - ltr	1994			
Cargo Volume - Seats Up - ltr	389			
Fuel Tank Capacity - ltr	70			73.8
Gross Vehicle Weight - kg	2520			2540
Kerb Weight Max. - kg	1950		2015	1950
Max. Payload - kg	570		505	590
Max.Towing Weight (unbraked trailer) - kg	750			
Max.Towing Weight (braked trailer) - kg	1900		2394	3325
Maximum towing capacity (kg including nose weight) - kg	2000		2520	3500
INSURANCE GROUP				
Insurance Group	14E			15E

NITRO RANGE EQUIPMENT SPECIFICATIONS

MODEL



Key: — = Not available • = Standard 0 = Optional

2.8 CRD SE (Man)

2.8 CRD SXT (Man)

2.8 CRD SXT (Auto)

3.7 SXT (Auto)

EXTERIOR SPECIFICATION	2.8 CRD SE (Man)	2.8 CRD SXT (Man)	2.8 CRD SXT (Auto)	3.7 SXT (Auto)
16" alloy wheels	•	—	—	—
20" alloy wheels	—	•	•	•
Black bodyside mouldings and wheelarches	•	—	—	—
Body coloured side/wheelarch mouldings	—	•	•	•
Bright grille	•	•	•	•
Front fog lamps	—	•	•	•
Power folding heated door mirrors	•	•	•	•
Side roof rails	•	•	•	•
IN CAR ENTERTAINMENT	2.8 CRD SE (Man)	2.8 CRD SXT (Man)	2.8 CRD SXT (Auto)	3.7 SXT (Auto)
AM/FM single CD radio	•	•	•	•
Speakers - 6	•	•	•	•
Steering wheel mounted audio controls	—	•	•	•
INTERIOR SPECIFICATION	2.8 CRD SE (Man)	2.8 CRD SXT (Man)	2.8 CRD SXT (Auto)	3.7 SXT (Auto)
65/35 split folding rear seat	•	•	•	•
Air conditioning	•	•	•	•
Auxiliary power socket (12V)	•	•	•	•
Cigar lighter	•	•	•	•
Cloth interior	•	—	—	—
Cloth seats with Yes Essentials® seat fabric	—	•	•	•
Day/night rear view mirror	•	—	—	—
Front passenger seat - fold flat	•	•	•	•
Leather wrapped steering wheel	—	•	•	•
Load n' Go slide out floor	—	•	•	•
Power adjustable drivers seat - 6 way	—	•	•	•
Rear 60/40 split recline seat	—	—	•	—
Rear view mirror with auto dimming	—	•	•	•
Speed control	—	•	•	•
Temperature and Compass Gauge	•	•	•	•
Tilt adjustable steering column	•	•	•	•
OPTIONAL	2.8 CRD SE (Man)	2.8 CRD SXT (Man)	2.8 CRD SXT (Auto)	3.7 SXT (Auto)
Leather interior	—	0	0	0
Special Paint	0	0	0	0
Sunscreen Glass	0	0	0	0
SAFETY & SECURITY	2.8 CRD SE (Man)	2.8 CRD SXT (Man)	2.8 CRD SXT (Auto)	3.7 SXT (Auto)
ABS - 4 wheel anti-lock disc brakes	•	•	•	•
All speed traction control	•	•	•	•
Child seat anchor system latch ready	•	•	•	•
Driver and front passenger multistage airbags	•	•	•	•
Electronic Stability Programme (ESP)	•	•	•	•
Locking fuel filler cap	•	•	•	•
Part time 4wd	•	•	•	•
Power door locks - speed sensitive	•	•	•	•
Rear park assist	—	•	•	•
Remote keyless entry	•	•	•	•
Side curtain airbags	•	•	•	•
Soft tonneau cover	•	•	•	•
Thatcham Category 1 alarm and immobiliser	•	•	•	•

DODGE DEALERS NEAR KA12

- **BICKETS - 7 miles**
113 Campbell Street
Kilmarnock
Ayrshire
KA1 4HS
sales.bickets@chrysler.co.uk
01563 572525
- **MURRAY MOTOR COMPANY (GLASGOW) - 21 miles**
274 Shields Road
Kinning Park
Glasgow
G41 1LA
sales.murraymotorcompany@chrysler.co.uk
0141 429 1616
- **MURRAY MOTOR GROUP (STIRLING) - 44 miles**
4 Craig Leith Road
Broadleys Industrial Park
Stirling
FK7 7LQ
sales.murray.stirling@chrysler.co.uk
01786 463920
- **WESTERN CHRYSLER JEEP (PARTS AND SERVICE ONLY) - 51 miles**
8 Westerton Road
East Mains Industrial Estate
Broxburn
Lothian EH52 5BE
aftersales.western.broxburn@chrysler.co.uk
0845 293 5314
- **BORDER CARS (DUMFRIES) - 55 miles**
130-132 Terregles Street
Dumfries
Scotland
DG2 9DX
sales@border-cars.co.uk
01387 267835

This is a publication of Chrysler UK Ltd.

The company reserves the right to make alterations to the described products and services at any time without prior notice or obligation. Registered in England & Wales No. 6219519.

Fuel consumption figures are strictly generated in accordance with Testing Directive 93/116/EC, they are designed to maintain strict comparability and may not be fully representative of real life driving. For further information please visit www.vca.gov.uk.

GRAB LIFE BY THE HORNS



* These items are dealer fit options, the prices quoted here have been calculated using a national average labour rate and therefore should be viewed as 'guideline' only. Please note labour rates can vary from dealer to dealer and customers are advised to contact their local Chrysler Group dealership for the latest information regarding specific dealer fitted prices and individual labour rates before purchasing. Chrysler Group reserve the right to modify the national average labour rate without prior notice. Images are for reference purposes only.