

GMC 2016 SIERRA HD



PERFORMANCE | 2

PROTECTION | 5

MODELS | 8

SELECTION | 20




PRECISION MATTERS.

It matters in every pound-foot of torque, every millimetre of fit and finish and every decibel of quiet. That's what drives us to reimagine solutions and create rewarding driving experiences. The new 2016 Sierra 2500HD and 3500HD are prime examples. Their quiet, refined interiors put you in control of proven powertrains and chassis systems for robust heavy-duty hauling and trailering. Together they produce a premium-duty variety of Professional Grade trucks.



SIERRA 3500HD SLE CREW CAB IN MAHOGANY METALLIC (left)
SIERRA 3500 DENALI HD CREW CAB WITH DUAL REAR WHEELS IN IRIIDIUM METALLIC (centre)
SIERRA 2500 DENALI HD CREW CAB IN ONYX BLACK (right)
Vehicles shown with available equipment.

PERFORMANCE





A POWERHOUSE OF A POWERTRAIN.

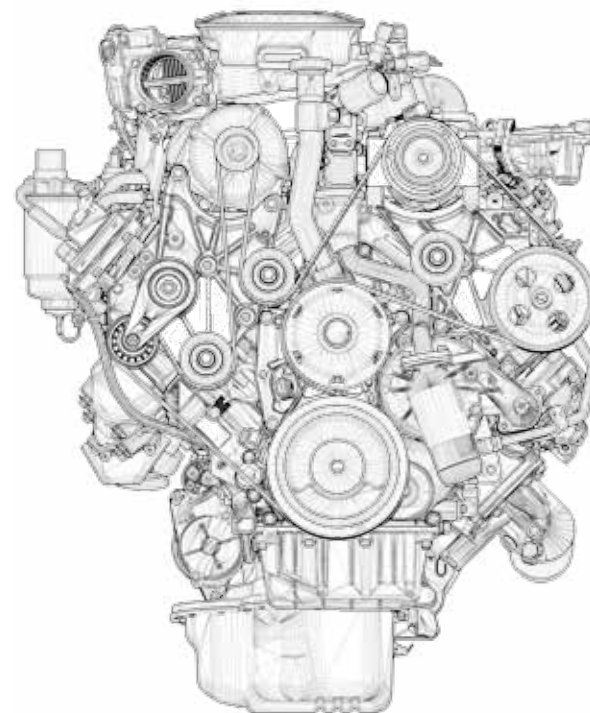
Sierra HD gets its heavy-duty power from a proven source, the available Duramax 6.6L V8 Turbo Diesel mated to the Allison® 6-speed automatic transmission. You'll find more than 1 million Duramax diesels with Allison transmissions on the road with more than 160 billion real-world kilometres of experience.¹ With 765 lb.-ft. of torque under your right foot, it delivers Professional Grade performance. Prefer your power gasoline-fuelled? Sierra HD comes standard with the force and efficiency of our 330-hp Vortec 6.0L V8.

+ QUICK STARTS IN COLD WEATHER

+ DIRECT INJECTION HELPS DURAMAX DIESEL START IN AS LITTLE AS 3 SECONDS AT -40°C

+ OPERATES AT NEARLY 206,843 KPA TO TURN HEAVY DIESEL FUEL INTO A FINE MIST

765
lb.-ft. of
TORQUE



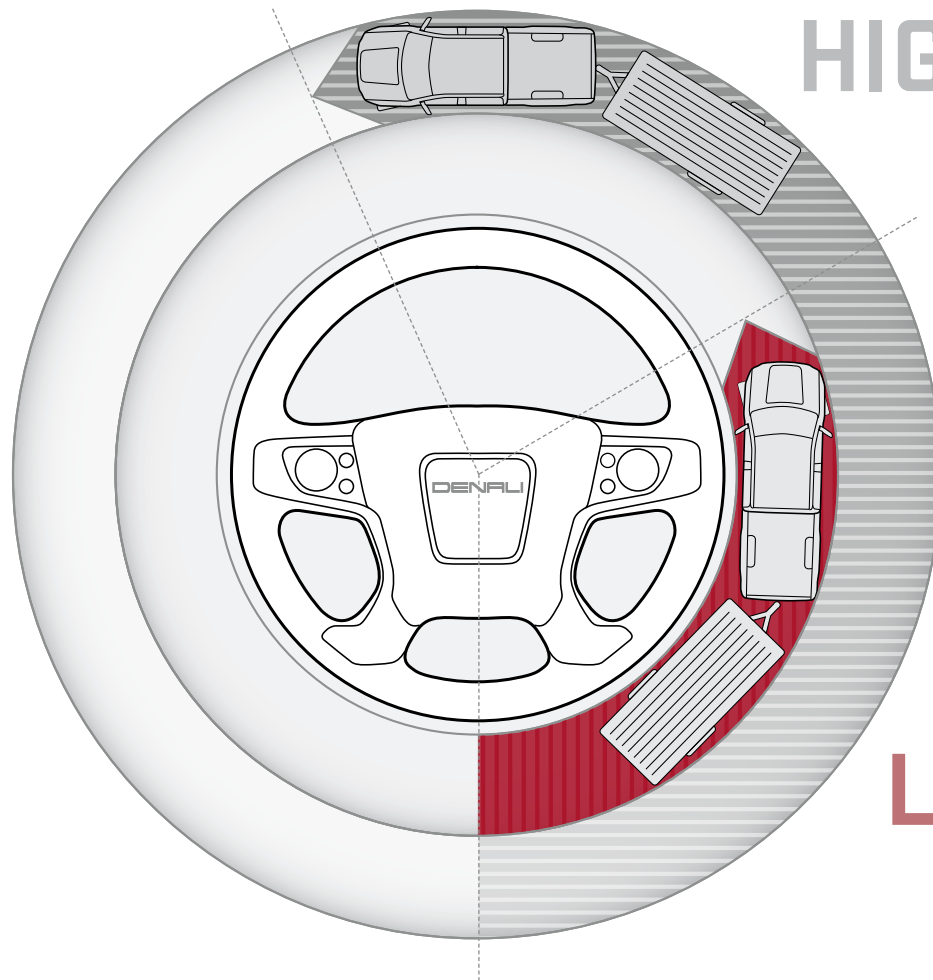
+

+

¹GM reported U.S. full-size pickup and van fleet and retail vehicle deliveries, vehicle model year 2000-2014 through August 2013.

STEERING IS HEADING IN A NEW DIRECTION.

GMC engineers love challenges. For the 2016 Sierra HD, they created a new steering system smart enough to tailor its response to your unique driving situation, in real time. New available Digital Steering Assist senses speed (particularly important when trailering) to enable ease of handling at low speeds and improved steering feel at highway speeds. It also changes when the Tow/Haul button is activated, providing additional assist at low speeds and less at highway speeds. No other competitor¹ offers this luxury to reduce driver fatigue and enhance control.



HIGHWAY SPEED

HIGHWAY DRIVING While cruising at highway speeds, Digital Steering Assist decreases power assist to enhance road feel for heightened confidence and reduced sensitivity on uneven roads.

LOW SPEED

TRAILERING & PARKING In low-speed situations, such as hitching up to a trailer or parking, Digital Steering Assist increases power steering assist for easier low-speed manoeuvrability.

¹Comparison based on wardsauto.com 2015 Large Pickup segment and latest competitive information available at time of printing. Excludes other GM vehicles.

PROTECTION

YOU CAN'T BE TOO AWARE.

Sierra HD elevates pickup truck safety by offering the Driver Alert Package. It includes Forward Collision Alert, Lane Departure Warning, Front and Rear Park Assist and the Safety Alert Driver Seat. These technologies provide a visual alert in the gauge cluster and allow you to choose from additional audible warnings or vibrations from the Safety Alert Driver Seat to warn you. Safety features are no substitute for the driver's responsibility to operate the vehicle in a safe manner. The driver should remain attentive to traffic, surroundings and road conditions at all times. Read the Owner's Manual for more important safety information.

REAR PARK ASSIST This available feature alerts you to objects behind the truck.

SAFETY ALERT DRIVER SEAT This available seat warns you of potential traffic danger using directional vibration pulses from the seat cushion. Works with Forward Collision Alert, Lane Departure Warning and Front and Rear Park Assist.

LANE DEPARTURE WARNING It's available to alert you when Sierra HD drifts over a lane line without signalling while travelling at least 56 km/h.

FORWARD COLLISION ALERT To help prevent frontal crashes, this available technology alerts drivers when they are closing in on a vehicle ahead too quickly.

REAR VISION CAMERA The centre screen serves as your monitor for the available Rear Vision Camera. Its dynamic grid lines help when backing up or hitching a trailer.

AIRBAGS Sierra HD offers up to six airbags¹ (standard on 2500HD and select 3500HD models), including frontal, head-curtain side-impact with rollover protection and seat-mounted side-impact airbags.

FRONT PARK ASSIST This available feature alerts you to objects in front of the truck.

¹Always use safety belts and the correct restraint for your child's age and size. Even in vehicles equipped with the Passenger Sensing System, children are safer when properly secured in a rear seat in the appropriate infant, child or booster seat. Never place a rear-facing infant restraint in the front seat of any vehicle equipped with a passenger airbag. See the Owner's Manual and child safety seat instructions for more safety information.

ONLY LIMITED BY HOW HARD YOU WORK AND PLAY.

GMC Sierra HD is engineered to provide Professional Grade trailering as well as truck/trailer features to keep you comfortably in control. Whether you're headed out for work or recreation, Sierra HD offers a range of trailering capacities to meet your demands.

TRAILERING SUPREMACY The 3500 DRW models offer an available class-leading¹ 9072 kg² of conventional towing when equipped with Duramax turbo diesel. And depending on model and equipment, 3500HD can tow a maximum of up to 10,523 kg² with a gooseneck or fifth-wheel hitch.

GOOSENECK/FIFTH-WHEEL PREP PACKAGE Available on all cab and box types, this new package includes a spray-on bedliner, a box-mounted trailer harness and hitch platform for factory-installed durability. [Available early 2016. See your dealer for availability details.]

TRAILERING MIRRORS The available heated, power-adjustable trailering mirrors include segment-first¹ LED rear guidance lamps. The lamps are integrated into each mirror to enhance trailer visibility when backing up. Also included are amber auxiliary clearance lamps. When equipped on All Terrain, SLT and Denali models, the mirrors include driver memory and can also power-fold to help with car washes and other tight places.

DIESEL EXHAUST BRAKE SYSTEM The available switch-activated Exhaust Brake System works with the Allison transmission's Tow/Haul mode and Automatic Grade Braking features to reduce the amount of conventional braking needed while towing or travelling downhill.



8165 KG

2500HD

Sierra 2500HD Regular Cab with the Duramax turbo diesel and equipped with a fifth-wheel or gooseneck hitch allows you to trailer up to 8165 kg²

¹Comparison based on wardsauto.com 2015 Large Pickup segment and latest competitive information available at time of printing. Excludes other GM vehicles. ²Before you buy a vehicle or use it for trailering, carefully review the trailering section of the Owner's Manual. The weight of passengers, cargo and options or accessories may reduce the amount you can tow.

TRAILER SWAY CONTROL Keep both Sierra HD and your trailer heading in the same direction, automatically. Sensors help detect a swaying trailer, and the system helps bring it back in line by applying both the truck's and the trailer's brakes (when properly equipped).

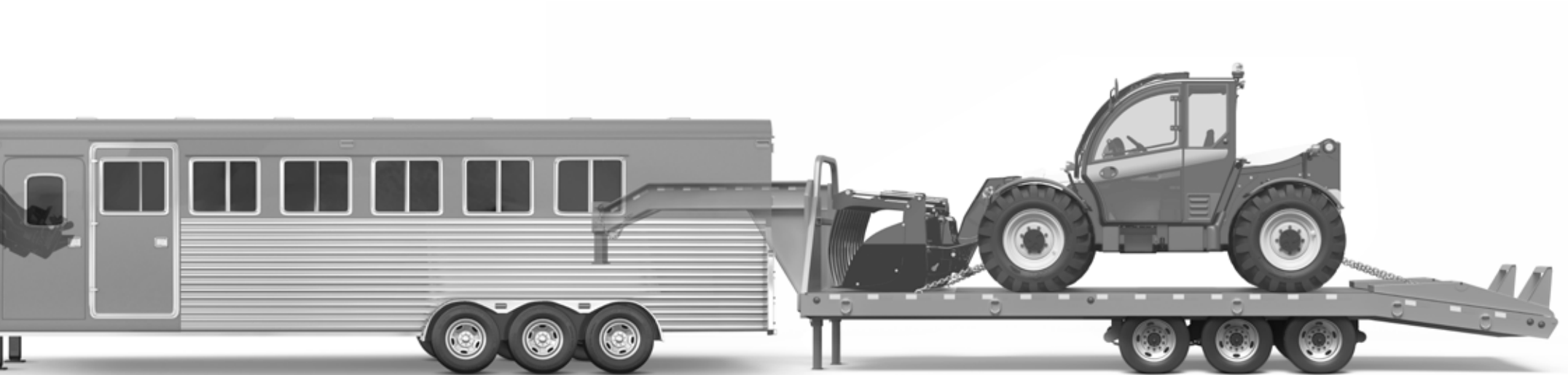
TRAILER BRAKE CONTROLLER For control and easy monitoring of your trailer brakes, Sierra HD offers an available integrated trailer brake controller. It's located high and in easy reach of the steering wheel for quick adjustments and is included on most models.

REAR VISION CAMERA The centre screen serves as your monitor for the available Rear Vision Camera. Its dynamic grid lines help when backing up or hitching a trailer.

TOW/HAUL MODE To accelerate when trailering or hauling heavy loads, Tow/Haul mode raises transmission upshift points. It also raises downshift points using engine compression to help slow your Sierra HD instead of merely braking.

HILL START ASSIST To give you extra time to switch from the brake pedal to the accelerator without rolling back when on an incline, Hill Start Assist holds the brakes momentarily until you press the accelerator.

TRANSMISSION TEMPERATURE GAUGE Located in the Driver Information Center, it allows you to monitor the transmission fluid operating temperature in real time.



9072 KG

3500HD

With the available Duramax turbo diesel engine, 3500HD DRW models offer a class-leading¹ conventional trailer weight rating of up to 9072 kg, when properly equipped.²

10,523 KG

3500HD DRW

The Sierra 3500HD Regular Cab 4x4 DRW with the available Duramax turbo diesel can pull even larger equipment, up to 10,523 kg, when properly equipped.² The Crew Cab, as shown, can pull up to 10,387 kg, when properly equipped.²

DENALI

PREMIUM DETAILS. PREMIUM DUTY.

The Sierra Denali HD is the height of precision engineering and design to produce nothing short of Professional Grade capability. Its purposeful design stands out to the eye while still helping it reduce wind noise to create its quiet premium cabin. Not to be outdone, our most innovative cargo box also offers premium convenience features to help you customize the way you load and secure cargo. Choose Denali in either 3500HD or 2500HD and know you've reached the pinnacle of GMC craftsmanship.

+ THE LARGE ICONIC DENALI GRILLE MAKES A POWERFUL STATEMENT

+ 6" CHROME ASSIST STEPS SERVE AESTHETIC AND PRACTICAL FUNCTIONS

+ POWER-FOLDING VERTICAL TRAILERING MIRRORS HELP WHEN PULLING A WIDE LOAD
(AVAILABLE 2500HD; STANDARD 3500HD)

+ 20" CHROMED ALUMINUM WHEELS (2500HD MODELS)



SIERRA 2500 DENALI HD CREW CAB IN ONYX BLACK
shown with available equipment.



SLE

BEAUTY. BRAINS. BRAWN.

Combining all three is how we earn Professional Grade. The first thing you notice about the Sierra SLE is its bold, precisely sculpted design that not merely looks smart but also works efficiently. The large three-dimensional grille is designed to capture air to help cool the engine, while the remaining air flows smoothly around the truck. And since it's a Sierra, it works hard to produce robust payload and trailering capabilities.

- + INLAID DOORS IMPROVE AERODYNAMICS TO REDUCE WIND NOISE
- + TO HELP PREVENT DAMAGE, RAIL PROTECTORS ARE BUILT INTO THE TOP OF THE BOX
- + NEW HID PROJECTOR-BEAM HEADLAMPS PROVIDE MORE LIGHT DOWN THE ROAD
- + THREE-DIMENSIONAL GRILLE WITH CHROME CENTRE ACCENTS AND SURROUND ADDS A PREMIUM APPEARANCE



SIERRA 2500HD CREW CAB SLE IN QUICKSILVER METALLIC
shown with available equipment.



SIERRA 3500HD CREW CAB SLE WITH DUAL REAR WHEELS IN IRIDIUM METALLIC
shown with available equipment.



A

B

C

D

E

H

F

G

I

J

K

YOUR WELL-CONNECTED MOBILE OFFICE.

Your Sierra HD does many things well, like helping you get work done. With available features such as a 4G LTE Wi-Fi hotspot¹ and a wireless charging mat,² you can stay connected and powered up.

A :: ONSTAR 4G LTE HOTSPOT¹ Available OnStar 4G LTE with built-in Wi-Fi hotspot (includes a 3-month or 3 GB data trial, whichever comes first) means a reliable Internet connection for up to seven Web-enabled devices³ from up to 15 metres around Sierra HD while the truck is on.

B :: CUSTOMIZABLE DRIVER DISPLAY Denali's 203 mm diagonal colour Driver Information Centre (DIC) lets you choose from three selectable themes—Standard, Technology and Media—to select the information you see and how you see it. The display can be navigated with steering-wheel-mounted controls.

C :: HANDS ON Keep your eyes on the road while activating available Bluetooth⁴ phone functions. Available steering-wheel-mounted controls also allow you to play audio, change songs, set the cruise control and activate the available heated steering wheel.

D :: INTEGRATED COMMUNICATION New for 2016 is support for available Apple CarPlay^{TM5} and Android Auto^{TM5} (see dealer for availability). They're the smart way to use your phone inside your Sierra HD. Now many of the functions you use your phone for—entertainment, communication and directions—appear on the built-in display. There's also the available GMC Colour Touch Audio System featuring a full-colour 203 mm diagonal screen for easy viewing and hands-free, voice-activated control of your smartphone, as well as offering:

- IntelliLink⁶ with available Stitcher SmartRadio⁶⁷ Internet radio
- MP3 music syncing
- HD Radio
- Vocalized text messages
- Siri[®] Eyes Free assistance
- Access to libraries from multiple devices
- Storage of frequently used phone contacts

E :: VOICE AND TOUCH-SCREEN NAVIGATION⁸ In response to your voice or touch, Sierra HD's available Navigation System displays 2-D or 3-D map graphics on the 203 mm diagonal centre-mounted screen. NavTraffic⁹ (with 3 trial months of SiriusXM) incorporates real-time traffic and road conditions, directing you toward the most efficient route.

F :: ENERGIZED Convenient power sources are available on Sierra—USB ports,⁴ four auxiliary power outlets and a 110-volt outlet. They keep first- and second-row passengers connected and powered up.

G :: CENTRALIZED CONTROLS Access to controls and power sources is centrally located and within easy reach of the driver's seat. This array of switches and auxiliary controls puts important functions at your fingertips.

H :: UPPER AND LOWER GLOVE BOXES Twin glove boxes provide you and your passengers with personal storage areas.

I :: DRIVER ALERT TECHNOLOGIES Sierra HD is the first heavy-duty full-size pickup¹⁰ to offer all three of these advanced safety features: Forward Collision Alert, Lane Departure Warning and the Safety Alert Driver Seat. Together they help alert you to potential hazards on the road.

J :: CENTRE CONSOLE STORAGE An available centre console storage compartment is designed to double as a file cabinet, so you'll have a place to keep hanging files, a laptop and other mobile devices.

K :: CENTRE CONSOLE WIRELESS CHARGING MAT² With available wireless charging conveniently located on the centre console, you can power up your compatible phone or device any time the vehicle is running. No cords necessary.

¹Visit onstar.ca for coverage maps, details and system limitations. Services vary by model, conditions and geographical and technical restrictions. OnStar with 4G LTE connectivity is available on select vehicle models and in select markets. Available Wi-Fi hotspot requires a data plan. Customers will be able to access OnStar services only if they accept the OnStar User Terms, Privacy Statement and Software Terms. OnStar acts as a link to existing emergency service providers. Not all vehicles may transmit all crash data. After the trial period (if applicable), an active OnStar service plan is required. ²The vehicle must be on or Retained Accessory Power must be active. Remove all objects from the charging pad. Place the mobile device face up on the charging symbol on the charging pad. Move the device slowly until the battery charging symbol displays on the touch-screen, indicating the device is charging. See your Infotainment System Owner's Manual. ³Devices must be WPA2-compliant. Wi-Fi devices manufactured prior to 2006 may not be compatible. Please consult your device manufacturer for information regarding the WPA2 security protocol and Wi-Fi device compatibility. Vehicle must be started or in accessory mode to access Wi-Fi. Visit onstar.ca for system details and limitations. ⁴Not compatible with all devices. ⁵Vehicle user interfaces are products of Apple[®] and Google[®] and their terms and privacy statements apply. Requires compatible smartphone. Data plan rates apply. ⁶Full functionality requires compatible Bluetooth and smartphone, and USB connectivity for some devices. Visit intellilink.gmc.com for more details. ⁷Data plan rates apply. ⁸At time of printing, detailed map coverage is available for most major urban areas of the United States and for certain metropolitan areas of Canada (Vancouver, Calgary, Edmonton, Winnipeg, Windsor, London, Toronto, Ottawa, Montreal, Quebec City and Halifax). Coverage is significantly limited outside these areas. ⁹Available in 10 Canadian provinces and the 48 contiguous United States. Subscription sold separately after trial period. If you decide to continue your service at the end of your trial subscription, the plan you choose will automatically renew and bill at then-current rates until you call 1-877-209-0079 to cancel. Other fees and taxes will apply. All fees and programming subject to change. See SiriusXM "Terms & Conditions" and complete details at siriusxm.ca. ¹⁰Comparison based on wardsauto.com 2015 Large Pickup segment and latest competitive information available at time of printing. Excludes other GM vehicles.



EVEN THE BED IS LOADED WITH PREMIUM FEATURES.

Let's get to work. To help you do just that, Sierra HD offers our most innovative cargo box ever. The highlight of this collaboration between engineering and design is the widely acclaimed CornerStep rear bumper. But Professional Grade means we didn't stop there.

CORNERSTEP REAR BUMPER AND INTEGRATED HAND GRIPS Integrated into the corners, the bumper steps make it easy to access the cargo box. The deep tread of the steps accommodates large boots, and hand assists on the top of the side rails help give you a boost into the bed.

NEW REMOTE POWER-LOCKING TAILGATE This new available convenience works with remote keyless entry models and allows you to secure the tailgate without turning a key.

EZ-LIFT AND LOWER TAILGATE Loading the cargo box takes less effort thanks to an available EZ-Lift and Lower Tailgate.

SPRAY-ON BEDLINER To provide a permanent, nonskid surface, the available (standard on All Terrain and Denali) black liner covers the entire bed below the side rails, including the tailgate, front box top rail and lower tie-down hooks.

MOVABLE UPPER TIE-DOWN HOOKS Four load-bearing upper tie-down hooks are standard. Rated at up to 113 kg¹ each, they can be repositioned in several places around the box depending on the cargo being secured.

ROLLED, NOT STAMPED Unlike the stamped-steel approach of the other guys, we use a roll-formed process for Sierra HD's cargo bed for the same reason it's used on submarine hulls: it allows us to use higher-grade steel that's stronger, lighter and more durable.

LED UNDER-RAIL LIGHTS Available LED lights are conveniently positioned under each cargo box rail to make it easier to load or unload at night, or when the box is enclosed by a tonneau cover.

CARGO BOX INNOVATIONS Simple yet all-too-important elements such as standard rail protectors at the top of the box improve damage resistance. And to help reduce turbulence, a rear spoiler is integrated into the top of the tailgate.



¹Cargo and load capacity limited by weight and distribution.

INTERIOR

QUIETLY GOES ABOUT ITS BUSINESS.

The 2016 Sierra Denali HD cabin combines triple door seals, inlaid doors, specialized powertrain mounts and other engineering achievements to create our quietest HD pickup ever. It's the solitude, comfort and craftsmanship you never expected in a heavy-duty pickup. Denali is also loaded with premium materials, including French seam stitching, supportive heated and vented Denali-embossed leather-trimmed front bucket seats and generous storage. A heated leather-wrapped steering wheel and soft-touch instrument panel with burnished aluminum trim distinguish the premium-duty Sierra Denali HD from all others.

A :: 4G LTE WI-FI® HOTSPOT¹

B :: DENALI-EXCLUSIVE CUSTOMIZABLE DRIVER DISPLAY

C :: CENTRE CONSOLE WIRELESS CHARGING MAT²

D :: 110-VOLT OUTLET AND QUICK-CHARGING USB PORTS³

E :: BOSE® PREMIUM 7-SPEAKER SOUND SYSTEM



¹Visit onstar.ca for coverage maps, details and system limitations. Services vary by model, conditions and geographical and technical restrictions. OnStar with 4G LTE connectivity is available on select vehicle models and in select markets. Available Wi-Fi hotspot requires a data plan. Customers will be able to access OnStar services only if they accept the OnStar User Terms, Privacy Statement and Software Terms. OnStar acts as a link to existing emergency service providers. Not all vehicles may transmit all crash data. After the trial period (if applicable), an active OnStar service plan is required. ²The vehicle must be on or Retained Accessory Power must be active. Remove all objects from the charging pad. Place the compatible mobile device face up on the charging symbol on the charging pad. Move the device slowly until the battery charging symbol displays on the touch-screen, indicating the device is charging. See your Infotainment System Owner's Manual. ³Not compatible with all devices.



SIERRA 2500 DENALI HD INTERIOR IN JET BLACK
shown with available equipment.

A HIGHLY SUPPORTIVE ENVIRONMENT.

Enter the Sierra HD SLT and be surrounded by a premium environment that feels as good as it looks. Your companions will find that Crew Cabs offer 1040 mm of rear leg room, while forward-hinged rear doors on Double Cabs make getting into and out of the second row easier. Once inside, the rear seats produce supportive comfort even on the longest road trips.

A :: ALL-DAY COMFORT DUAL-DENSITY FOAM SEATS

B :: POWER-ADJUSTABLE PEDALS

C :: CENTRE FLOOR CONSOLE OFFERS PLENTY OF MOBILE OFFICE SPACE (AVAILABLE)

D :: DOOR TRIM PANELS ARE REINFORCED FOR PREMIUM DURABILITY





D

A


B

C

SIERRA 2500HD CREW CAB SLT INTERIOR IN COCOA/DUNE
shown with available equipment.

SELECTION


ACCENTS



Axiom Aluminum




Burnish Aluminum



Mineral Caster Wood Tone




Grand Lace Wood Tone




Curly Wood Tone


INTERIOR COLOURS AND SEATING SURFACES



Jet Black/
Jet Black Cloth



Jet Black/Jet Black
Leather-Appointed



Jet Black/Jet Black
Perforated Leather-
Appointed



Jet Black/
Dark Ash Cloth

MODELS

SIERRA

—

—

—

—

—

—

—

—

●

SLE

●

—

●¹

●²

—

●

○

—

●

SLT

●

—

●¹

●²

—

—

●

○

—

DENALI

—

●

—

—

●

—

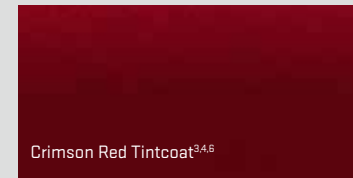

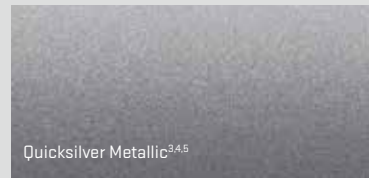

—

●

—

KEY ● STANDARD ○ AVAILABLE — NOT AVAILABLE

EXTERIOR COLOURS



2500HD WHEELS



17" PAINTED STEEL (PYN)

Standard on
2500HD Sierra



17" MACHINED ALUMINUM (PYQ)

Standard on 2500HD SLE;
Available on 2500HD Sierra



20" POLISHED ALUMINUM (PYU)
Available on 2500HD SLE and SLT



DENALI HD SRW WHEELS

20" CHROMED ALUMINUM (RQA)
Standard on 2500 Denali HD



18" CHROMED ALUMINUM (PYR)
Standard on 3500 Denali HD SRW
Available on 2500 Denali HD



20" POLISHED ALUMINUM (PYU)
Available on 2500 Denali HD


¹With Cocoa/Dune interior colour only. ²With Jet Black and Jet Black/Dark Ash interior colour only. ³Additional charge, premium paint. ⁴Not available on Denali. See your GMC dealer for more exterior colour details and availability. ⁵Not available with All Terrain Package. ⁶Double Cab models only. ⁷Crew Cab models only.

HD ALL TERRAIN PACKAGE



Jet Black/Dark Ash Vinyl Jet Black/Dark Ash Leather-Appointed Jet Black/Dark Ash Perforated Leather-Appointed Cocoa/Dune Cloth Cocoa/Dune Leather-Appointed Cocoa/Dune Perforated Leather-Appointed Dark Aluminum Off-Road Carbon Accent Jet Black/Jet Black Leather-Appointed with Cobalt Red Accents

○	—	—	—	—	—	—	—	—
—	—	—	●	—	—	—	—	—
—	●	○	—	●	○	○	○	○
—	—	—	—	—	●	—	—	—



Iridium Metallic³ Cardinal Red⁴,⁵ Deep Garnet Metallic³,⁷ Light Steel Grey Metallic³ Mahogany Metallic³,⁴,⁵

2500HD/3500HD SRW WHEELS



18" PAINTED STEEL (PYT)
Standard on 3500HD SRW Sierra;
Available on 2500HD Sierra

18" CHROMED ALUMINUM (PYR)
Standard on 2500HD SLT, All Terrain,
3500HD SRW SLE and SLT;
Available on 2500HD SLE

20" POLISHED ALUMINUM WITH
DARK ARGENTA ACCENTS (RTH)
Available on 2500HD All Terrain

17" PAINTED STEEL (PYW)
Standard on 3500HD DRW Sierra

17" PAINTED STEEL WITH CHROME
OVERLAY (PO6)
Standard on 3500HD DRW SLE and SLT

17" POLISHED FORGED ALUMINUM (RS7)
Standard on 3500 Denali HD DRW;
Available on 3500HD DRW SLE and
SLT, Crew Cab only

SIERRA HD SPECIFICATIONS

CARGO DIMENSIONS¹

DIMENSIONS	STANDARD BOX	LONG BOX SRW	LONG BOX DRW
Cargo Volume (litres)	1727	2161	2161
Inside Width at Floor (mm)	1296	1296	1296
Box Length at Floor (mm)	2003	2483	2483
Inside Box Height (mm)	539	539	542
EXTERIOR DIMENSIONS	REGULAR CAB	DOUBLE CAB	CREW CAB
Height (mm)	1950-1979 ²	1972-1984 ²	1975-1990 ²
Overall Length (mm)			
Standard Box	–	5842	6083
Long Box	5701	6322	6563
INTERIOR DIMENSIONS (mm)	REGULAR CAB	DOUBLE CAB	CREW CAB
Head Room (front/rear)	1087/–	1087/982	1087/1029
Leg Room (front/rear)	1150/–	1150/880	1150/1040
Shoulder Room (front/rear)	1677/–	1647/1634	1647/1634
Hip Room (front/rear)	1555/–	1593/1530	1543/1530
WHEELBASE (mm)	REGULAR CAB	DOUBLE CAB	CREW CAB
Standard Box	–	3663	3904
Long Box	3393	4016	4260

STANDARD TECHNICAL DATA

Series / Drive Type	4x2	4x4
BRAKES All models: Power 4-wheel anti-lock braking system	355.6 mm diameter 4-wheel disc (includes Duralife rotors)	355.6 mm diameter 4-wheel disc (includes Duralife rotors)
STEERING	Power recirculating ball with Smart Flow System	Power recirculating ball with Smart Flow System
FUEL TANK CAPACITY (Approx. litres/Imp. Gal.)	136/30	136/30
ALTERNATOR (amps)	150	150
MAXIMUM GVWR ³ (Gross Vehicle Weight Rating, kg)	VORTEC 6.0L V8/DURAMAX 6.6L V8 TURBO DIESEL	
	REGULAR CAB	DOUBLE CAB
2500HD		
Standard Box	–/–	4309/4536
Long Box	4309/4491	4309/4536
3500HD		
SRW	4854/5171	5035/5262
DRW	6123/5908	5908/5908
	CREW CAB	
		4990/5262
		5908/5908

¹Cargo and load capacity limited by weight and distribution. ²Depending on model and tire size selected. ³When properly equipped; includes weight of vehicle, passengers, cargo and equipment.

ENGINES

	VORTEC 6.0L V8 VVT (L96)	6.0L V8 VVT (LC8) Bi-Fuel Compressed Natural Gas (CNG)	DURAMAX 6.6L V8 TURBO DIESEL (LML)
FUEL TYPE	Gasoline	Gasoline/CNG	Diesel (B20 Biodiesel capable)
CAPACITY	6.0 litres (364 cu. in.)	6.0 litres (364 cu. in.)	6.6 litres (402 cu. in.)
SAE NET HORSEPOWER @ RPM	330@4600	360@5400 (Gas) 301@5000 (CNG)	397@3000
SAE NET TORQUE (LB.-FT.) @ RPM	360@5400	380@4200 (Gas) 333@4200 (CNG)	765@1600
ENGINE/ MODEL AVAILABILITY			
Regular Cab	●	○	○
Double Cab	●	○	○
Crew Cab	●	○	○

SIERRA HD SUSPENSIONS

FRONT SUSPENSIONS¹

INDEPENDENT TORSION BAR—2500HD/3500HD

STANDARD FRONT AXLE/ SPRING CAPACITY (kg)	4x2	4x4
Regular Cab	1996/1996	1996/1996
Double Cab	1996/1996	1996/2177
Crew Cab	1996/1996	2177/2177

REAR SUSPENSIONS¹

SEMI-ELLIPTICAL MULTILEAF—2500HD/3500HD-SRW/3500HD-DRW

REAR AXLE/SPRING CAPACITY (kg)	4x2	4x4
Regular Cab	2812/3198/4457	2812/3198/4457
Double Cab	2812/3198/4252	2812/3198/4252
Crew Cab	2812/3198/4252	2812/3198/4252

SIERRA HD SPECIFICATIONS (CONTINUED)

CONVENTIONAL TRAILER WEIGHT RATINGS¹ (kg) (Based on SAE J2807 performance requirements)

Model	Engine	Axle Ratio	GCWR ²	2500HD Standard Box 4x2 SRW	2500HD Long Box 4x2 SRW	3500HD Standard Box 4x2 SRW	3500HD Long Box 4x2 SRW	3500HD Long Box 4x2 DRW	2500HD Standard Box 4x4 SRW	2500HD Long Box 4x4 SRW	3500HD Standard Box 4x4 SRW	3500HD Long Box 4x4 SRW	
Regular Cab	Vortec 6.0L V8	4.10	9571	–	6577/6441 ³	–	6577/6350 ³	6486	–	6577/6305 ³	–	6486/6169 ³	6350
	Duramax 6.6L V8 Turbo Diesel	3.73	11,385	–	6577	–	–	–	–	6577	–	6577	–
		3.73	14,107	–	–	–	–	–	–	–	–	–	9072
Double Cab	Vortec 6.0L V8	4.10	9571	5897/5897 ³	6532/6305 ³	–	6441/6123 ³	6260	5897/5897 ³	6396/6123 ³	–	6305/5987 ³	6169
	Duramax 6.6L V8 Turbo Diesel	3.73	11,385	5897	6577	–	6577	–	5897	6577	–	6577	–
		3.73	14,107	–	–	–	–	9072	–	–	–	–	9072
Crew Cab	Vortec 6.0L V8	4.10	9571	5897/5897 ³	6486/6169 ³	5897/5897	6396/6078 ³	6214	5897/5897	6305/6033 ³	5897/5897	6214/5942 ³	6078
	Duramax 6.6L V8 Turbo Diesel	3.73	11,385	5897	6577	5897	6577 ³	–	5897	6577	5897	6804	–
		3.73	14,107	–	–	–	–	9072	–	–	–	–	9072

SRW-Single Rear Wheel DRW-Dual Rear Wheel

FIFTH-WHEEL/GOOSENECK TRAILER WEIGHT RATINGS¹ (kg) (Based on SAE J2807 performance requirements)

Model	Engine	Axle Ratio	GCWR ²	2500HD Standard Box 4x2 SRW	2500HD Long Box 4x2 SRW	3500HD Standard Box 4x2 SRW	3500HD Long Box 4x2 SRW	3500HD Long Box 4x2 DRW	2500HD Standard Box 4x4 SRW	2500HD Long Box 4x4 SRW	3500HD Standard Box 4x4 SRW	3500HD Long Box 4x4 SRW	
Regular Cab	Vortec 6.0L V8	4.10	9571	–	6173	–	6622	6486	–	6577	–	6486	6305
	Duramax 6.6L V8 Turbo Diesel	3.73	11,385	–	8165	–	–	–	–	7439	–	7938	–
		3.73	14,107	–	–	–	–	–	–	–	–	–	10,523
Double Cab	Vortec 6.0L V8	4.10	9571	6577	6532	–	6441	6260	6441	6396	–	6305	6123
	Duramax 6.6L V8 Turbo Diesel	3.73	11,385	7666	7903	–	7893	–	6759	6441	–	7756	–
		3.73	14,107	–	–	–	–	10,478	–	–	–	–	10,342
Crew Cab	Vortec 6.0L V8	4.10	9571	6486	6441	6441	6396	6214	6350	6305	6305	6214	6033
	Duramax 6.6L V8 Turbo Diesel	3.73	11,385	7167	6895	7938	7847	–	6305	5851	7802	7666	–
		3.73	14,107	–	–	–	–	10,387	–	–	–	–	10,251

SRW-Single Rear Wheel DRW-Dual Rear Wheel ¹Before you buy a vehicle or use it for trailering, carefully review the trailering section of the Owner's Manual. The weight of passengers, cargo and options or accessories may reduce the amount you can tow. ²Gross Combined Weight Rating. When properly equipped, includes weight of the vehicle and trailer combination, including the weight of the driver, passengers, fuel, optional equipment and cargo in the vehicle and trailer. ³Maximum trailering capacity when equipped with available Vortec 6.0L CNG engine [LCB].

AXLE RATINGS AND PLOW WEIGHTS (kg)

FRONT GROSS AXLE WEIGHT RATING (FGAWR) WITH SNOW PLOW PREP PACKAGE (4X4 MODELS ONLY)

NOTE: All models are capable of up to 45 kg maximum of permanently attached snow plow mounting hardware.

Model	Engine RPO	Engine Type	2500HD SRW	3500HD SRW	3500HD DRW
Regular Cab	L96	Gas	2359	2540	2540
	LML	Diesel	2722	2722	2722
Double Cab Standard Box/Long Box	L96	Gas	2359/2540	–/2540	–/2540
	LML	Diesel	2722/2722	–/2722	–/2722
Crew Cab Standard Box/Long Box	L96	Gas	2359/2540	2540/2540	–/2540
	LML	Diesel	2722/2722	2722/2722	–/2722

MAXIMUM PLOW WEIGHTS* (4X4 MODELS ONLY)

Model	Engine RPO	Engine Type	2500HD SRW	3500HD SRW	3500HD DRW
Regular Cab	L96	Gas	408	454	454
	LML	Diesel	442	442	420
Double Cab Standard Box/Long Box	L96	Gas	352/454	–/454	–/454
	LML	Diesel	374/352	–/363	–/352
Crew Cab Standard Box/Long Box	L96	Gas	329/431	454/431	–/420
	LML	Diesel	352/318	363/329	–/318

SRW-Single Rear Wheel DRW-Dual Rear Wheel ⁴Maximum weight (kg) of removable snow plow blade and blade hardware. Maximum plow weights based on a vehicle with average manufacturer option content and 68 kg each for driver and one additional front-seat occupant. Additional equipment and occupants will reduce maximum plow weight. Rear compensating weight may be required to maintain front axle weight below 65% of total vehicle weight when equipped with snow plow. Consult your snow plow manufacturer for specific compensating weight recommendation.

PERFORMANCE | 2

PROTECTION | 5

MODELS | 8

SELECTION | 20



PERFORMANCE | 2

PROTECTION | 5

MODELS | 8

SELECTION | 20



PERFORMANCE | 2

PROTECTION | 5

MODELS | 8

SELECTION | 20



PERFORMANCE | 2

PROTECTION | 5

MODELS | 8

SELECTION | 20



IMPORTANT WORDS

PEACE OF MIND, STANDARD WITH EVERY GMC MODEL

When you build them with quality, you can back them with confidence. That's why General Motors of Canada backs every GMC model with the best coverage in Canada. Program highlights include:

- 2-year/48,000 km Lube-Oil-Filter Maintenance¹
- 3-year/60,000 km New-Vehicle Limited Warranty²
- 5-year/160,000 km Powertrain Limited Warranty, with \$0 deductible on repairs and the warranty is fully transferable at no charge²
- 5-year/160,000 km Courtesy Transportation²
- 5-year/160,000 km 24/7 Roadside Assistance²
- 6-year/160,000 km rust-through perforation coverage²
- 8-year/130,000 km coverage on catalytic converters and Powertrain Control Modules (PCMs)²

OTHER OWNERSHIP PRIVILEGES AND PROGRAMS:³

- **GM Protection Plan (GMPP)** – The only extended service plan backed by the resources and commitment of General Motors, GMPP may be purchased at the time of sale or subsequently during the New-Vehicle Limited Warranty period.
- **Certified Service** – With GM-certified technicians and GM-approved parts, nobody knows your GM vehicle better.
- **GMC Owner Centre** – As an owner, take advantage of the GMC Owner Centre. This online owner's destination gives you access to coupons, contests, current offers and the latest driving and maintenance tips. Find out more at gmcowner.ca.

TO HELP YOU PURCHASE OR LEASE A NEW VEHICLE:

- **Purchase Financing and Leasing** – On-the-spot financing, see dealer for full details.⁴
- **GM Student Bonus Program** – Students or recent graduates of high school, college or university³ may be eligible to receive a Student Bonus vehicle redemption allowance of \$500 or \$750⁵ (tax inclusive) (purchased vehicle dependant) to use toward the purchase, lease or finance of one eligible new GMC vehicle.
- **GM Card** – Cardholders may redeem Earnings toward the total purchase price or lease down payment of an eligible new GMC truck, SUV or crossover. Restrictions and limitations apply.⁵ For full program details, visit gmc card.ca.

INFORMATION RESOURCES:

You can find more information about these programs from your GMC dealer, or at these information centres:

- The GM website at gm.ca
- The GM Customer Care Centre at **1-800-GM-DRIVE (1-800-463-7483 or 1-800-263-3830** for TDD users)

ONSTAR BASIC PLAN⁶

With the Basic Plan, you've got a powerful connection to your vehicle and the world around you standard for 5 years at no additional cost to you. You'll have access to select services, which include limited features of the OnStar RemoteLink mobile app that lets you remote-start your vehicle (if equipped), pinpoint your vehicle on a map on your smartphone and manage your vehicle's Wi-Fi hotspot (if equipped). Plus, send a destination to your in-vehicle navigation screen and lock or unlock your doors—all from your mobile device. Your vehicle can run diagnostic checks on itself and remind you of servicing needs by email.

A WORD ABOUT THIS BROCHURE

Some of the equipment shown or described throughout this brochure may be available at extra cost. We have tried to make this brochure comprehensive and factual. We reserve the right, however, to make changes at any time, without notice, in prices, colours, materials, equipment, specifications, models and availability. Specifications, dimensions, measurements, ratings and other numbers in this brochure and other printed materials provided at the dealership or affixed to vehicles are approximate based upon design and engineering drawings and prototypes and laboratory tests. Your vehicle may differ due to variations in manufacture and equipment. Since some information may have been adapted since the time of printing, please check with your GMC dealer for complete details. General Motors of Canada Company reserves the right to lengthen or shorten the model year for any product, for any reason, or to start and end model years at different times.

A WORD ABOUT ASSEMBLY

GMC vehicles are equipped with engines and components produced and assembled by different operating units of General Motors, its subsidiaries and suppliers to GM worldwide. We sometimes find it necessary to produce GMC vehicles with different or differently sourced components than originally scheduled. Since some options may be unavailable when your vehicle is assembled, we suggest that you verify that your vehicle includes the equipment you ordered or, if there are changes, that they are acceptable to you.

TRADEMARKS

©2015 General Motors of Canada Company. All rights reserved. The marks appearing in this brochure, including but not limited to: General Motors, GM, GMC, Sierra and their respective logos, emblems, slogans and vehicle model names and body designs; and other marks such as StabiliTrak are trademarks of General Motors and/or General Motors of Canada Company, its subsidiaries, affiliates or licensors. OnStar and the OnStar emblem are registered trademarks of OnStar, LLC. The SiriusXM name and related logos are trademarks of SiriusXM Canada, Canadian Satellite Radio, Inc. Bluetooth is a registered trademark of Bluetooth SIG, Inc. Bose is a registered trademark of the Bose Corporation. Apple, Siri and iPhone are registered trademarks of Apple, Inc. CarPlay is a trademark of Apple, Inc. Android is a trademark of Google, Inc. BlackBerry is a registered trademark of BlackBerry Limited. Windows is a registered trademark of Microsoft Corporation.

¹Limit of four complimentary Lube-Oil-Filter services in total. Fluid top-offs, inspections, tire rotations, wheel alignments and balancing, etc., are not covered. Conditions and limitations apply. See your dealer for details. ²Whichever comes first. Conditions and limitations apply, see dealer for details. ³Conditions and limitations apply. ⁴Subject to eligibility. ⁵Program subject to change. ⁶The OnStar Basic Plan is available for 5 years from the date of delivery of eligible new 2016 model year and newer vehicles and is transferable to subsequent owners for the remaining term. The Basic Plan includes access to: (1) monthly OnStar Vehicle Diagnostics emails (capabilities vary by model); (2) Dealer Maintenance Notification; and (3) limited OnStar RemoteLink mobile app services, which include remote start (requires factory-installed and -enabled remote start system), remote lock/unlock doors (requires automatic locks) and remote horn and lights activation. The OnStar RemoteLink mobile app is available on select Apple,® Android, BlackBerry and Windows devices. Visit onstar.ca for vehicle availability, coverage map, details and system limitations. The OnStar Basic Plan does not include any Emergency Services, Automatic Crash Response, Stolen Vehicle Assistance, live Advisor service or Hands-Free Calling. These and other services are available under a paid plan. If you sell your vehicle or wish to cancel use of Basic Plan services, you must contact OnStar at 1-888-4-ONSTAR (1-888-466-7827).

GMC

WE ARE PROFESSIONAL GRADE

