

GMC

Pickups



'75 GMC Pickups... built for

We're starting off the season with a distinctive new look. There's new equipment and a new Sierra series of names to help you spot a good thing when you see it. We're building GMC Pickups to meet the needs and the standards of value-conscious people everywhere for today's jobs, families and fun. When you buy a GMC Pickup or Cab and Chassis (including Six Man Crew Cab), you can expect a roomy, comfortable cab with a large glass area for good visibility; standard roof drip moldings; a standard leaf rear and independent front coil spring suspension system on two-wheel-drive models for a smooth ride and a selection of standard and available engines, transmissions and rear axles tailored to do what you want to do. There are sixes and three-speed manual transmissions standard in some models. 350 CID and 454

CID V8's are also available for operation in higher gross weight ranges. Conventional or Full-Time four-wheel-drive is also available on four-wheel-drive models.

And, you can still expect a continuous flow-through ventilation system, padded armrests and sunshades, a windshield antenna with available AM or AM/FM radios. An energy absorbing steering column is standard equipment. New available equipment includes a head lamp warning system.

You'll find that practically all models offer a wide selection of available interior and exterior equipment including trim packages having simulated interior wood grain vinyl trim or simulated tooled leather accents, special trim moldings, Rally styled wheels and wheel trim rings. If looks and everyday practicality matter a lot to you, you'll find a lot to like in a '75 GMC.



today's jobs, families and fun

3+3 Six Man Crew Cab Models

3+3 Cab & Chassis and Wide-Side Pickup models are available in nominally rated three-quarter and one-ton models. The basic idea is hauling crews and tools, but the 3+3 Wide-Side Pickup is equally at home with a slide-on camper or towing a trailer to far away places. An increased offering of trim levels, including the Sierra Classic, exterior-interior, makes the 3+3 more at home in refined circles while new exterior trim makes it distinctive wherever it goes. Available with dual rear wheels and a series of increased capacity camper ratings; four-wheel-drive is also available in 3+3 Crew Cab Pickup and Cab & Chassis models, too.



SERIES 2500 SIERRA CLASSIC 3+3 SIX MAN CREW CAB WIDE-SIDE PICKUP



SERIES 1500 SIERRA GRANDE WIDE-SIDE PICKUP

Sierra Grande

GMC's Sierra Grande with new upper body side molding and available Rally wheels gives this Wide-Side Pickup a look of distinction . . . sets it apart from the pack. Ask your GMC Dealer about the full line of available factory and dealer installed accessories.



SERIES 1500 SIERRA GRANDE FENDERSIDE PICKUP

Fenderside Pickup

Fenderside models are available with 6½ and 8 foot long cargo boxes that offer the convenience of smooth interior sidewalls and step-side loading. Wood floor is standard and treated for durability. Power lineup starts with the standard In-line six and manual three-speed transmission. Four-wheel-drive is available in the 1500 and 2500 Series.



SERIES 3500 CAB & CHASSIS WITH AVAILABLE 9' STAKE BODY

Cab & Chassis

Cab & Chassis models readily adapt to many commercial and utility body designs or you may select an available 8 or 9 foot stake body depending on the series. Maximum GVW range up to 10,000 lbs. in the 3500 Series. Full-Time four-wheel-drive is available in V8 powered 2500 Series models with automatic transmission.

GMC's standard Pickup cabs exhibit a host of durable design features common to most models, including full front fender wheel-housings, solid perimeter door frames and full height, double walled box side panels on Wide-Side models to help keep the dents inside while the outside keeps on looking good. Large one piece steel panels are used to reduce seams, thus improving sealing. Take a ride in a '75 GMC Pickup and find out why it should be your next vehicle.



SERIES 2000 SIERRA CLASSIC WIDE-SIDE PICKUP

Sierra Classic Wide-Side

Sierra Classic heads up the GMC line with its unmistakable look of luxury, style and class. And since beauty is only skin deep, you can expect work horse strength and stamina to carry you through every job every day . . . and follow through with a weekend full of recreational travel.

Sierra Classic works like a truck . . . looks and rides like a GMC.

GMC interiors

GMC interiors were designed to help you be comfortable behind the wheel for as long as your trips have to be. Seats have to give you good support and the steering wheel has to come easily to your hands. There has to be room for your legs, an available place for storage behind the seat with available folding seat back, controls within easy reach and dials easy to read. We wanted the basics to be good before we added anything else.

Of course you can add a lot too! There is a Comfortilt steering column available as well as a wood grained trimmed custom steering wheel. And of course you can tailor your interior to suit yourself. You begin by selecting a specific available interior trim package in the patterns and colors available. We figured that if our Pickup was going to be part of your life the best we could do was to be certain that you like it for as long as you own it. We think that you'll like it inside. Come on in!

Standard one piece integral instrument panel with foam pad features cockpit styling for the instrument and control area. All controls and gauges are designed for quick driver use or reading. Available instruments include ammeter, oil pressure and temperature gauges as well as clock or tachometer. Available separately a new head-lamp warning system that buzzes if the ignition switch is turned off and lights are left on.



Sierra Classic (YE9)

Here's the comfort that you'd expect in a top of the line interior. The available Sierra Classic equipment includes a Buffalo Hide vinyl bench seat with deep foam cushion trimmed in a choice of Gray, Blue, Green, Sand, Saddle or Red. Also available are the Basket Weave cloth and vinyl bench seats in Gray, Blue, Green, Saddle or Red. Simulated leather accents adorn door trim panels, while steering wheel (C-15-25-3500 only), door trim panels and dash are accented with simulated wood grain. Molded door trim panels incorporate padded armrests and front units have vinyl storage pouches. Color-keyed instrument panel pad and a full complement of gauges are also included. Deep pile carpeting, molded headliner and sound suppression insulation are standard. Exterior trim includes bright metal bumpers, back-of-cab appliques, satin finished tailgate applique (on Wide-Side models), and distinctive Sierra Classic fender identification.





Bucket Seats

Bucket seats are available for all trim levels except Sierra Grande. The interior and front bucket seats complement each other's rich appointments. Standard with bucket seats is all-vinyl trim and center console with spacious storage compartment. They create a comfortable, functional and personal vehicle. Includes thick color-keyed carpeting on floor and cab back panels, full floor insulation and full-length bright-door sill scuff plates.



High Sierra (Z84)

The High Sierra's full-width seat is available in a choice of special all-vinyl or Basket Weave patterned nylon cloth and vinyl trim. Bright trim includes High Sierra dash and fender nameplates and cab back-panel applique and moldings plus upper body side and tailgate moldings and tailgate applique panel on Wide-Side Pickups. Interior carpeting is color-keyed; door trim panels are color-keyed and enhanced with simulated wood grain inserts. Cab-to-fender and hood insulators are included.



Sierra Grande (Z62)

Interiors include a bench seat with full-depth foam cushion upholstered in Grid pattern nylon cloth and vinyl or available Buffalo Hide vinyl or striped knit vinyl trim. Color-keyed rubber floor mat is standard. Trim includes Sierra Grande nameplates on front fenders, full-length door sill scuff plates and wood grained inserts on side door trim panels. Bright metal trim includes hub caps, front bumper, light trim (except fenderside tail and backup lights), windshield and rear window reveal moldings. Special spear-type body upper side moldings add a distinctive look to the Sierra Grande package for Wide-Side Pickups.



Sierra

GMC's standard interior includes a foam padded bench seat all-vinyl plaid pattern material available in four colors plus combination courtesy and map light, padded armrests, color-keyed sunshades, prismatic rear view mirror and black rubber floor mat. Exterior trim includes Sierra nameplates, bright grille outline moldings, bright headlamp bezels with argent paint trim, bright right and left hand mirrors.

GMC pickup features... in

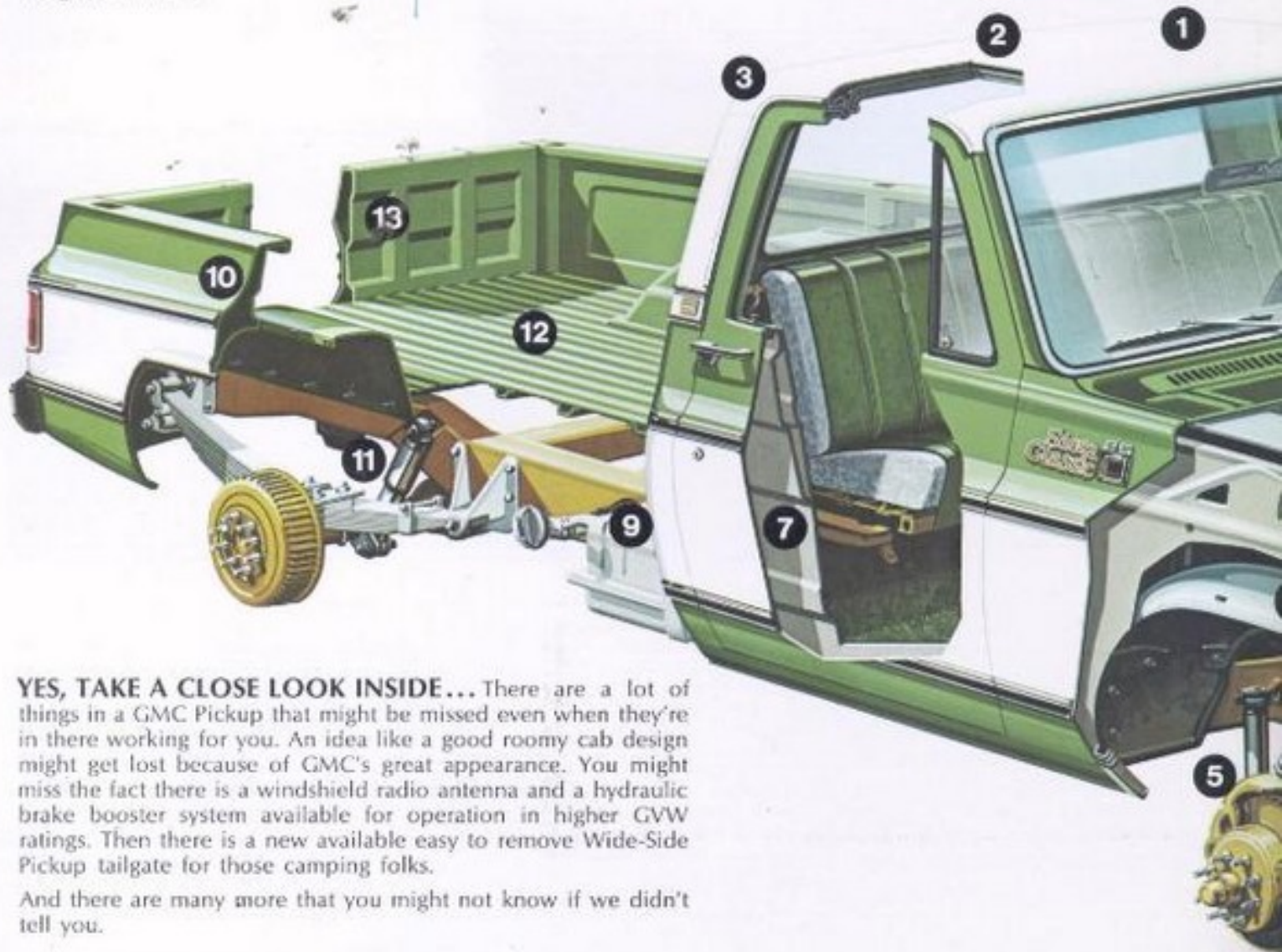



Two stage leaf spring rear suspension is standard on all light duty models for good ride control and roll stability. Staggered mounted shock absorbers offset on each side of the axle help dampen out brake thrusts and power hop. Springs and shock absorbers complement each other for a good ride when loaded or empty. Exhaust system hangers permit expansion and contraction of exhaust system to help provide a longer operating life. Finned cast iron rear brake drums provide good service life.

Wide-Side Pickup models feature a tailgate design that's double walled for strength. Steel panels protect the latch mechanism while one-hand latch operation makes opening easier, more convenient. Easy to remove tailgate comes off completely with little effort; rehangs just as quickly for slide-on campers or extra long loads.



Flow-through power ventilation is standard on all pickup models with outside air supplied through a large cowl integrated plenum chamber. When ignition system is on, air is routed through the cab for occupant comfort and exits through door-mounted valves. The valves also provide pressure relief when doors are closed.



YES, TAKE A CLOSE LOOK INSIDE... There are a lot of things in a GMC Pickup that might be missed even when they're in there working for you. An idea like a good roomy cab design might get lost because of GMC's great appearance. You might miss the fact there is a windshield radio antenna and a hydraulic brake booster system available for operation in higher GVW ratings. Then there is a new available easy to remove Wide-Side Pickup tailgate for those camping folks.

And there are many more that you might not know if we didn't tell you.

there working for you!



Standard Independent Front Suspension system on two-wheel-drive 1500 models feature rubber bushings and rubber control arm bumpers which contribute to a smooth ride. Two-wheel-drive 2500 and 3500 Series models are equipped with steel bushings and rubber control arms for ride quality. Each wheel is independently sprung to carry the cab over humps reducing the transfer of road shocks to the opposite wheel.



Large, handsome wrap-around Lexan® lenses for increased durability. Each unit functions as a rear and side running light as well as a stop and back-up light.

Steering column mounted ignition switch with separate key is standard on all light duty conventional models and incorporates a steering and transmission interlock on models with available automatic transmission for additional security.



Consider these features

- 1 Use of large, one-piece cab panels reduces rust attracting seams and improves sealing.
- 2 Two-piece welded roof panels with standard insulation offer rigidity.
- 3 Inner upper and outer rear panels contribute to overall body rigidity.
- 4 Standard, one-piece all steel front fender wheelhousings help protect against inside spray and flying stones.
- 5 Front disc brakes with splash shields are standard.
- 6 Front coil springs on two-wheel-drive models and shock absorbers help isolate road shocks for a smoother ride.
- 7 Double walled door construction for strength and one-piece welded door frames assure proper door fit.
- 8 Two-piece all steel welded hood panels combine for strength, rigidity and reduced hood flutter.
- 9 Frame mounted fuel tanks are standard. Extra capacity tanks are available for extended range.
- 10 Standard Wide-Side cargo box side panels and tailgate are double walled for added strength and longer lasting appearance. All body panels except wheelhousings are Electro-dipped for improved rust resistance. Wheelhousings are spray primed.
- 11 Standard leaf spring rear suspension adds stability and helps minimize side sway. Extra capacity suspensions available.
- 12 Standard Wide-Side Pickup box steel floor is ribbed for easy slide loading and added strength.
- 13 Wide-Side tailgate construction is double walled for strength; houses one-hand-operated centered tailgate latch mechanism, steel support straps are standard; available new easy-off, easy-on feature. See it . . . we think you'll like it.

GMC four-wheel-drive models

Available Four-Wheel-Drive Models

GMC's frame design and low profile drive-train and transfer-case, compared to most other makes, allows a reasonably low cab entry height without sacrificing ground clearance for off-road travel. Available power steering and automatic transmission reduce handling effort in rough off-road conditions.

V8 powered models offer the convenience and improved traction of full-time four-wheel-drive with manual transfer case lock for operation on loose surfaces. In-line six cylinder models feature conventional four-wheel-drive operation and may be ordered with available free-wheeling front hubs. Front tapered leaf

springs and stabilizer bar are standard. Power front disc and finned rear drum brakes are standard. Full-time four-wheel-drive is available in V8 equipped K-1500 and 2500 Pick-ups and in K-1500 and 2500 Cab & Chassis. Full-time four-wheel-drive is restricted to available V8 power and automatic transmission.



FOUR-WHEEL-DRIVE MODELS	K-1500	K-2500
WHEELBASE, IN.	117 $\frac{1}{2}$ —131 $\frac{1}{2}$	131 $\frac{1}{2}$
MAX. GVW, LBS.	6400	8400
FRONT AXLE CAPACITY, LBS.	3600	3800
REAR AXLE CAPACITY, LBS.	3750	5700
ENGINES: IN-LINE 6	250	292
V8	350, 400	350, 400
STD. TRANSFER CASE	2-SPEED	2-SPEED FULL-TIME
STD. TRANSMISSION	3-SPEED MANUAL	3-SPEED MANUAL
AVAILABLE TRANSMISSIONS	4-SPEED, AUTO	4-SPEED, AUTO
FREE WHEELING FRONT HUBS	AVAILABLE†	AVAILABLE†

†With part-time transfer case only.



cab and chassis models

GMC offers Cab-and-Chassis models in one-half, three-quarter, and one-ton two-door models, and three-quarter and one-ton 3+3 Crew Cab models. All chassis readily adapt to a wide variety of commercial or utility body styles and may be ordered with GMC's available stake rack and commercial platform equipment. Stake rack bodies have platforms with full-length steel skid strips for easier slide loading. Choose a C-2500 Series model with available eight-foot platform and three-slat racks or the C-3500 Series with available four-slat racks and nine-foot platform.



Wide-Side six and one-half foot bodies offer 58.4 cu. ft. of load space; 74.3 cu. ft. in eight-foot bodies.



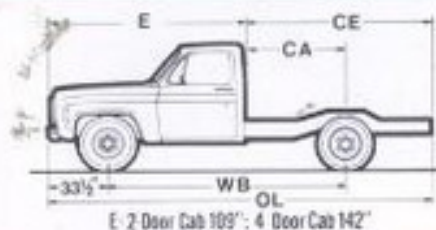
Fenderside bodies offer unobstructed load space plus convenient access steps on both sides.



Available stake rack bodies have platforms with heavy steel rub-rails and recessed steel skid strips.

DIMENSIONS	WIDE-SIDE PICKUP			FENDERSIDE PICKUP		STAKE (AVAILABLE)		
	C-1500 K-1500	C/K-1500 C-2500 C-3500	CREW CAB C-2500 C-3500	C-1500 K-1500	C-2500 K-2500	C-20803 K-20803	C-31003	
WB—WHEELBASE, IN.	117.5	131.5	164.5	117.5	131.5	131.5	135.5	
NOMINAL BODY LENGTH, FT.	6½	8	8	6½	8	8	9	
A—INSIDE LENGTH, IN.	78	98	98	78.5	98.20	98	109	
B—WIDTH BETWEEN WHEELHOUSING, IN.	50	50	50	50	50	—	—	
C—TAILGATE OPENING WIDTH, IN.	65	65	65	50	50	73	85	
D—INSIDE HEIGHT, IN.	FRONT	19.7	19.7	19.7	17.5	17.5	28	41.8
		REAR	19.3	19.3	19.3	17.5	17.5	28

CHASSIS DIMENSIONS	C-1500	C-1500 C-2500 K-2500 C-30903		C-31003	C-31403	CREW CAB C-2500 C-3500
		C-1500	C-2500 K-2500 C-30903			
WB—WHEELBASE, IN.	117.5	131.5	135.5	159.5	164.5	
CA—STD. CAB TO REAR AXLE, IN.	42	56	60	84	56	
CE—STD. CAB TO END OF FRAME, IN.	77	96.8	106.5	130.5	96.8	
OL—BUMPER TO END OF FRAME, IN.	185.7	205.6	215.4	239.4	234.6	



GMC available factory and

Add additional comfort and convenience to your truck with available factory or dealer installed equipment. Shown here is a small sample of the quality items offered. Your GMC Dealer will be pleased to show you details and specifications. Ask him about your specific requirements.

CAMPER MIRRORS are mounted below eye-line and help provide good rearward visibility. Arms swing in for compactness when vehicle is operated without camper or trailer. Available in painted or stainless steel finish.



WHEEL TRIM COVERS add a touch of style. Available for 15, 16 and 16.5 inch wheel diameters. Also available Rally wheels and wheel trim rings.



AIR CONDITIONING unit combines heater and defroster for year 'round driving comfort. New economy setting indicates comfort zone.



CITIZENS BAND RADIO helps keep you in touch. Speeds up dispatching on many types of jobs. Installs under dash and includes power pack.



RADIOS, either AM or AM/FM, are fully transistorized for instant operation and low battery drain. Also available an AM/FM eight track stereo combination or a separate, dealer installed AM eight track stereo combination.



FULL WIDTH STEP-TYPE REAR BUMPER with treadplate pattern top surface provides a handy step, a provision for a trailer hitch ball stud and hefty protection for rear end sheet metal.

DUAL REAR WHEELS are available on one-ton Wide-Side models with available Camper Special Equipment for camper operation. Includes fiber glass fender extensions and front and rear clearance lights. Also available on one-ton 135.5, 159.5 and 164.5 inch wheelbase Cab & Chassis models for commercial application.



dealer installed accessories



make for a styled-wheel look. Full wheel trim covers for one-ton dual rear wheel models also available.



GLIDE-OUT SPARE TIRE CARRIER makes easy work of minor highway inconveniences. Counter-balanced tongue operates even with one rear wheel deflated.



COMFORTILT STEERING WHEEL adjusts to suit driver height and reach as well as seat position. Available with four-speed manual or automatic transmissions.



SIDE TOOL STORAGE COMPARTMENT for 8-foot Wide-Side Pickup box provides a handy way to store tools or loose gear. Folding back seat is available in Conventional or Crew Cab models for additional storage space behind seat.



POWER BRAKES provide increased ease of braking practical in any driving situation.

FRONT BUMPER GUARDS serve a practical purpose while enhancing the appearance of your Pickup or 3+3 Crew Cab.



GMC STANDARD SAFETY AND SECURITY FEATURES

Energy absorbing padded instrument panel • Padded sun visors • Thick laminate windshield • Seat belts with push button buckles for all passenger positions • Passenger Guard door locks • Safety door latches and hinges • Recessed inside door lock handles • Smooth contoured door and window regulator handles • Wideview inside day/night mirror (vinyl edged, shatter resistant glass and deflecting support) • Four-way hazard warning flasher • Soft, low profile window control knobs • Illumination of windshield wiper and washer, heater and defroster controls • Windshield defroster and dual speed

wipers • Folding seat back latches • Safety armrests • Safety steering wheel • Stamped steel door hinges • Back-up lights • Side marker lights (front side marker lights flash with turn signals) • Parking lamps that illuminate with headlamps • Lane change feature in directional signal control • Dual master cylinder brake system with warning light • Energy absorbing steering column • Outside rear view mirror (driver and passenger sides) • Starter safety switch • Dual action safety hood latches and headlamp aiming access provision.



3+3 Six Man Crew Cab Models

GMC's three-quarter or one-ton 3+3 Crew Cab models look good on or off the job and provide many families with a good combination of practicality and style. Available dress-up equipment includes bright metal exterior trim, full wheel trim covers and a choice of 15 solid exterior colors, or Conventional, Special or Deluxe two-tone paint schemes in a choice of 14 different combinations each. The 3+3 Crew Cab goes well with construction crews, family gatherings and trips with slide-on campers or trailers. Available with dual rear wheels.



Clutches

Eleven-inch, 124 sq. in. clutches are standard equipment for Series C/K 1500-2500 models equipped with either the new 250 CID or 292 CID in-line six cylinder engines. Eleven-inch clutches are also standard with all C-1500, half-ton, 350 CID 2-BBL V8 powered models; 12 inch, 130 sq.-in. clutches are standard on all 4-BBL V8's.



Transmissions

Three-speed fully synchronized manual transmission with column-mounted controls are standard on all 1500 and 2500 models (except C-2500 Crew Cabs). A four-speed manual transmission with floor-mounted control is standard on all Series 3500 models as well as 2500 Series Crew Cabs. Turbo Hydramatic transmissions are available on all light duty models.



Rear Axles

Salisbury-type rear axles are standard on models. Quiet running, standard hypoid gearing offers a choice of available ratios for improved performance in most applications. Maximum traction differentials are available on most models.

HIGH ENERGY IGNITION SYSTEM*



Solid state High Energy Ignition System is standard on all GMC light duty engines. There are no points to require periodic replacement and no ignition condenser to wear out. The HEI System delivers a higher voltage spark to each plug for improved ignition performance while contributing to increased spark plug service life.

ENGINE TYPE	DISPLACEMENT	NET SAE HP @ RPM	NET SAE TORQUE (LBS. FT.) @ RPM
IN-LINE 6	250	105 @ 3800	185 @ 1200
IN-LINE 6	292†	120 @ 3600	215 @ 2000
INVADER V8	350 2-BBL.†*	145 @ 3800	250 @ 2200
INVADER V8	350 4-BBL.	160 @ 3800	250 @ 2400
INVADER V8	400 4-BBL.††	175 @ 3600	290 @ 2800
INVADER V8	454 4-BBL.*	245 @ 4000	355 @ 3000*

See your GMC Dealer for engine/power train/model applications and trailer towing specifications.

*Not available for Series K four-wheel-drive models.

†Not available in the State of California.

††Four-wheel-drive models only. Available only with automatic transmission.

*975 @ 2800 for State of California.

Engine exterior details may differ according to application. For 1975, GMC light duty vehicles with gross vehicle weight ratings of 6000 lbs. or less are equipped with catalytic converters and designed to operate only on unleaded gasoline. Vehicles with gross vehicle weight ratings in excess of 6000 lbs. are not equipped with catalytic converters and are designed to operate efficiently on no-lead or low-lead fuels of at least 91 Research Octane.

Vehicles shown illustrate standard or available factory-installed equipment unless noted as Dealer installed accessories. Items referred to as options or available are at extra cost. Different model applications of the components that are listed in accompanying tables as well as many other items of factory-installed equipment may be ordered through your GMC Dealer.

GMC Truck & Coach Division reserves the right to make changes at any time without notice in prices, colors, materials, equipment, specifications and models and also to discontinue models. Data shown is basic information for the prospective buyer effective at time of issuance of this pamphlet. Dealer will provide complete up-to-date information on available equipment, specifications, etc. not shown here.



SUDDEN SERVICE SYSTEM

Need answers to truck service and maintenance questions... answers to parts requirements questions... answers to recommended truck specifications questions? Now GMC offers you door-to-door communication. You talk with truck experts at Pontiac, Michigan. Truck experts solve truck problems. That's why you're the truck people from General Motors. If you need us, we'll tell you Monday through Friday, between 8:00 AM and 5:00 PM (EST).

GMC DRIVER SERVICE SYSTEM—800-521-2488
In Michigan call 800-521-7953

*Not available in Alaska, Hawaii, or foreign countries.



TRUCK & COACH DIVISION
GENERAL MOTORS CORPORATION
Pontiac, Michigan 48053