

PROFESSIONAL GRADE
DELIVERS A NEW STANDARD

THE ALL-NEW 2014 SIERRA

GMC





SIERRA 1500 CREW CAB SLT IN IRIDIUM METALLIC shown with available equipment.



ONE HUNDRED YEARS of continuous innovation results from a steadfast refusal to engineer anything less than Professional Grade trucks. From the very beginning, GMC has been dedicated to the highest standards of design and engineering. That's why we've taken refinement, performance and ingenuity to a whole new level to create a truck that is precision-crafted like no other in the world—introducing the re-engineered 2014 GMC Sierra.

Available this summer. Preproduction model shown. Production models may vary.

2014 GMC SIERRA. Like you, the new Sierra turns obstacles into achievements, constantly making easy work of your hardest jobs. Enter the cabin and you'll find it as accommodating as it is supportive. Out on the road, you'll be rewarded with a system of engine technologies that produces robust power with ruthless efficiency. Even the cargo box is redesigned to make it easier to use and more versatile. Surrounding everything is a body engineered to direct and manage airflow. All together, this makes the new Sierra the truck you've always needed. Conveniently, it also makes it the one you've always wanted.



INTERIOR YOU WON'T HEAR A QUIETER PICKUP.

When you're always pushing the limits of what's possible, you relish breaking through new barriers. That's exactly what we've accomplished with Sierra, achieving new standards for just how quiet a truck can be. You won't experience a quieter full-size pickup, thanks to the seamless integration of engineering and design details such as exterior aerodynamics, triple door seals, sound-absorbing materials and engine exhaust valving. Climb into Sierra and your desire for comfort is immediately met by new highly supportive seats, while premium materials like available leather-appointed seating and real aluminum trim surround you in purposeful style. You'll also find convenient and generous storage options so everything is at your fingertips.

INTERIOR

- 4 CABIN DESIGN
- 6 COMMAND CENTER
- 8 DRIVER TECHNOLOGIES

EXTERIOR

- 10 FORM & FUNCTION
- 12 SMART SOLUTIONS
- 14 STRUCTURAL INTEGRITY

PERFORMANCE

- 16 ENGINE TECHNOLOGIES
- 18 HANDLING DYNAMICS
- 20 SUSPENSION SYSTEMS

DETAILS

- 22 WHEELS
- 23 COLOR & TRIM
- 24 ACCESSORIES
- 29 EQUIPMENT OPTIONS

A COMFORTABLY QUIET INTERIOR, ESPECIALLY WHEN CONDITIONS ARE ANYTHING BUT.



PREMIUM MATERIALS Setting a design standard for truck interiors means SLE and SLT models surround you with attractive, durable materials. On select models, the instrument panel provides a new premium, soft-touch feel, real aluminum trim and contrasting stitching that gives the interior an overall contemporary and finished appearance. Purposeful design also means crafting door trim panels that look good and are made from a material that is reinforced to stand up to everyday wear and tear.



COMFORTABLE SEATS Hard work shouldn't be without its comforts. That's why the seats in Sierra feature a new sculpted design and also provide lasting comfort with dual-firmness foam. This helps ensure they retain their shape over time, reducing driver and passenger fatigue. The seats are also smart, thanks to the new available Driver Alert Package. The driver's seat vibrates depending on inputs from the Forward Collision Alert and Lane Departure Warning. See page 9 to learn more.



GENEROUS STORAGE We understand that Sierra may be your mobile office. GMC designers kept that in mind when constructing the new available center floor console. It's been designed to help maximize space. Movable cupholders provide flexibility, and two cavernous storage bins offer enough room to accommodate your hanging files. You'll also appreciate the convenience of easy "grab and go" storage pockets integrated into the doors so everything you need is at your fingertips.



EASIER ACCESS Sierra has always been easy to get into. But now, we've improved rear-seat comfort and access by adding nearly 2 inches of leg room on Crew Cabs. Getting in and out of the rear seat of the Double Cab is also easier in tight places, thanks to new forward-hinged rear doors. On both models, the rear doors are bigger to provide easy entry to and exit from the second row. This was accomplished without enlarging the cabin, but by cleverly using the existing space.



SIERRA 1500 CREW CAB SLT IN JET BLACK shown with available equipment.



SIERRA 1500 CREW CAB SLT IN JET BLACK shown with available equipment.



A COMMAND CENTER THAT ACTUALLY COMMANDS YOUR ATTENTION.

GMC design has a decidedly practical side evidenced by the all-new instrument panel. It's arranged to put controls where they're more visible and easily accessible. In fact, all knobs and buttons are larger to accommodate gloved hands, while gauges are easier to read and LED back-lit. Opt for the available bucket seats with center console and never be far from a convenient power supply: five USB ports,¹ four auxiliary power outlets and a new available 110-volt outlet keep first- and second-row passengers connected and powered up. Plus, there's a spot designed specifically for cell phone storage.

¹Not compatible with all devices.

AN INSTRUMENT PANEL DESIGNED WITH THE BELIEF THAT A CRAFTSMAN IS ONLY AS GOOD AS HIS TOOLS.



PERSONALIZED ENTERTAINMENT Sierra offers the new available GMC 8-inch diagonal Color Touch Radio with IntelliLink.¹ Featuring a full-color screen, IntelliLink also adds hands-free voice-activated control of your communication and entertainment selections. Stream Pandora[®] internet radio² through your smartphone or sync your MP3 music library. My Media connects media libraries from multiple devices in the truck. Customizable Favorites lets you save albums, songs, artists, destinations and contacts. You can even store frequently used phone contacts for quick access.



VOICE AND TOUCH-SCREEN NAVIGATION In response to your natural-speech voice or touch commands, Sierra's available Navigation System³ displays 2-D or 3-D map graphics on the 8-inch diagonal center-mounted screen. NavTraffic (with 3-month trial of SiriusXM⁴) incorporates real-time traffic and road conditions into the screen, directing you toward the most efficient route to avoid congestion. Voice commands allow you to input your current destinations or recall stored media. The large screen also serves as your monitor for the available Rear-Vision Camera System that helps when you're backing up or hitching a trailer. LEARN MORE ABOUT SIERRA'S REAR-VISION CAMERA AT GMC.COM/VISION



STEERING-WHEEL-MOUNTED CONTROLS Keeping your eyes on the road, you can activate available Bluetooth^{®5} phone controls with your fingertips. The system simply links your compatible Bluetooth device to Sierra's audio system. Start a call, adjust volume with voice commands and listen to your call through the audio system using steering-wheel-mounted controls. You can also play audio and manage most search functions from compatible and connected media devices using other available steering-wheel controls.

SAFETY ALERT TECHNOLOGIES The best way to handle a collision is to avoid it. That's why Sierra is the first full-size pickup to offer the new available Driver Alert Package. Forward Collision Alert (FCA) warns you when you're rapidly approaching another vehicle and it appears a collision is imminent. Lane Departure Warning (LDW) alerts you if you wander from your lane without using your turn signal. Both provide a visual alert and allow you to choose from additional audible signals, or the new Safety Alert Driver Seat uses vibrations to warn you. With LDW, either the left or right side of the driver's seat vibrates depending on the direction of the lane drift, while FCA signals both sides of the seat to vibrate.



DRIVER INFORMATION CENTER To make important information easy to comprehend at a glance, GMC designers created a new available 4.2-inch diagonal color Driver Information Center (DIC) with improved gauge placement. Even certain radio information can now be displayed in the DIC. The DIC's menu can be navigated with steering-wheel controls. Driver alerts are also clearly displayed. WATCH SIERRA'S NEW SAFETY TECHNOLOGIES COME TO LIFE AT GMC.COM/CONFIDENCE

¹Full functionality requires compatible Bluetooth and smartphone. Some devices require USB connectivity. ²Data plan rates apply. ³Map coverage available in the United States, U.S. Virgin Islands, Puerto Rico and Canada. ⁴If you subscribe after your trial period, subscriptions are continuous until you call SiriusXM to cancel. See SiriusXM Customer Agreement for complete terms at siriusxm.com. Other fees and taxes will apply. All fees and programming subject to change. For more information about NavTraffic, visit siriusxm.com/navtraffic. XM satellite service is available only to those in the 48 contiguous USA and DC. ⁵Go to gmtotalconnect.com to find out which phones are compatible with the vehicle.

EXTERIOR MAKING A POWERFUL STATEMENT.

From drawing board to reality, GMC designers have given new meaning to what Professional Grade looks like. The challenge was to evolve Sierra's already classically strong character into a look powerful enough to be worthy of an all-new Sierra. From a new three-dimensional grille, bold, sculpted lines race up the rake of the windshield and around the wheel wells, wrapping Sierra's advanced engineering in a body that's equally purposeful and precise. Its refined aerodynamics help reduce wind noise and increase fuel efficiency.¹ Sierra comes ready, willing and able with solutions for any challenge; even the cargo box is designed to help you work smarter.

The new Sierra turns a job worth doing into one worth doing well.

¹EPA-estimated mpg for 5.3L EcoTec3 engine: 16 city/23 hwy 2WD, 16 city/22 hwy 4WD. EPA estimates for 4.3L and 6.2L EcoTec3 engines not yet available.

POPULAR WISDOM SAYS YOU CAN'T JUDGE A BOOK BY ITS COVER. WE SAY GO RIGHT AHEAD.

STYLING WITH A PURPOSE The styling of the new Sierra was crafted with the purpose of commanding plenty of attention. This is accomplished with strong, muscular lines and distinctive curves. Even the way the wheel arch moldings are tightly integrated into the fenders helps protect the finish against chipping from stones and debris. The design also does a clever job of managing airflow.

SIGNATURE LIGHTING In a GMC pickup first, Sierra introduces a new projector-beam headlamp fully integrated into the grille surround. The headlamps create a bold, distinctive appearance, further enhanced with available LED signature lighting (standard on SLT).

ENGINEERED AIRFLOW Managing and optimizing airflow to put it to work for your benefit is an achievement shared by GMC engineers and designers. The new dimensional grille captures a larger portion of air to help cool the engine. Now, only air necessary for cooling is directed into the engine compartment, while the rest flows smoothly around the truck. Sierra's sculpted styling also serves the purpose of reducing wind noise to create a quieter cabin. The resulting lower drag coefficient also enhances Sierra's fuel efficiency.¹

AEROSPAT Air deflectors are now located in front of the rear tires to direct air around the wheel openings to help reduce turbulence and drag. The result is a more efficient driving experience.



SIERRA 1500 DOUBLE CAB WITH AVAILABLE ALL-TERRAIN PACKAGE IN QUICKSILVER METALLIC shown with available equipment.

¹EPA-estimated mpg for 5.3L EcoTec3 engine: 18 city/23 hwy/29 cty. 18 city/22 hwy 4WD. EPA estimates for 4.3L and 6.2L EcoTec3 engines not yet available.



DESIGNED TO THROW AIR A CURVE.

SIERRA 1500 CREW CAB SLT IN IRIDIUM METALLIC shown with available equipment.

A TRUCK SMART ENOUGH TO MANAGE YOUR CARGO FOR YOU.

You already work hard. The 2014 Sierra helps you work smarter by solving everyday cargo challenges. The addition of the new available 6.6-foot cargo box on Crew Cab now gives you a choice of hauling options. Getting to the cargo box is now easier with the new available EZ-Lift and Lower Tailgate. A torsion bar reduces effort to raise the tailgate, and a rotary damper allows for gradual lowering when opening it. To help reduce turbulence, a rear spoiler is integrated into the top of the tailgate. But in true GMC fashion, we didn't stop there.





WE'VE REMADE THE BOX In the new Sierra, easy-to-use cargo solutions are fully integrated to anticipate your needs long before you do. It starts with simple, yet all-too-important elements like rail protectors at the top of the box and the tailgate to help prevent damage load after load.



UNDER-RAIL BOX LIGHTS Available LED lights are conveniently positioned under each cargo box rail to make it easier to load or unload at night, or when the box is enclosed by a tonneau cover.



MOVABLE TIE-DOWN HOOKS Four new patented, load-bearing upper tie-down hooks are standard. Rated at 250 pounds each, they can be repositioned in several places around the box depending on the cargo being secured.

CORNERSTEP REAR BUMPER Integrated into the corners on most models, these new bumper steps make it easy to access the cargo box. The deep tread of the step is designed to accommodate large steel-toed boots.

SIERRA 1500 CREW CAB SLT IN IRIDIUM METALLIC shown with available equipment.

MEET THE NEW FACE OF PROFESSIONAL GRADE.



SIERRA ALL-TERRAIN To keep going even when the pavement ends, Sierra, with the available All-Terrain Package, includes the Z71 Off-Road Suspension, Hill Descent Control and adds off-road jounce bumpers, a high-capacity air cleaner, underbody shield protection and Rancho® Tenneco® shocks. Further enhancing its unique appearance are a body-colored grille and bumpers, 18" chrome aluminum wheels and a carbon-fiber-inspired interior.

SIERRA 1500 DOUBLE CAB SLT WITH AVAILABLE ALL-TERRAIN PACKAGE IN QUICKSILVER METALLIC shown with available equipment.

OPEN-DOOR POLICY The new Sierra Double Cab features forward-hinged rear doors to help improve access and reduce wind noise. To quiet the interior further, all Sierra models feature new triple door seals and an inlaid door design to fit the doors precisely into the body.



CARRY A TON. COMFORTABLY. The 2014 Sierra is strong, thanks to meticulous attention to detail throughout its body structure.

It's strong enough to produce a new maximum payload of more than one ton¹, as well as a best-in-class trailer weight rating of up to 11,500 lbs.² Providing the ultimate support is a hydroformed, boxed, high-strength steel frame. Connecting the body to the frame are new shear and redesigned hydraulic body mounts.

They work together to help manage side-to-side and up-and-down vibrations. You'll enjoy improved comfort and a smoother, quieter ride.

¹Maximum payload capacity includes weight of driver, passengers, optional equipment and cargo. ²Requires Sierra Double Cab 2WD with 5.3L EcoTec3 engine and Max Trailering Package. Available late summer. Maximum trailer weight ratings are calculated assuming a base vehicle, except for any option(s) necessary to achieve the rating, plus driver. The weight of other optional equipment, passengers and cargo will reduce the maximum trailer weight your vehicle can tow.

PERFORMANCE
THE BEST FUEL ECONOMY OF ANY V-8 PICKUP, AND EVEN SOME V-6s.¹

The all-new Sierra EcoTec3 engine family features GMC's latest technologies:

Direct Injection (DI), Active Fuel Management (AFM) and continuously Variable

Valve Timing (VVT) to deliver power when needed and fuel efficiency¹ when

less power is called for. No other competitive pickup offers these standard

technologies in all its engines. Over 100 patents result in engines (4.3L V-6,

5.3L V-8 and 6.2L V-8) that overachieve in performance and efficiency.

In fact, the available 5.3L V-8 generates 355 hp, 383 lb-ft of torque and

23 mpg hwy,¹ giving it the best V-8 pickup fuel economy. Additional innovations

include Deceleration Fuel Cutoff, which automatically shuts off fuel when you

lift off the accelerator, and Jet-Spray Piston Cooling that injects pressurized

oil under the pistons and on cylinder walls for reduced piston temperature to

help maximize power. Translating all of Sierra's power and torque is our proven

electronically controlled Hydra-Matic 6-speed automatic transmission.

¹EPA-estimated mpg for 5.3L EcoTec3 engine: 16 city/23 hwy 2WD, 16 city/22 hwy 4WD. EPA estimates for 4.3L and 6.2L EcoTec3 engines not yet available. Based on GM 2013 Large Pickup segment.

EcoTec3 = MORE POWER WITH LESS ENERGY, THAT'S OUR BIG BANG THEORY.

DIRECT INJECTION For precise fuel distribution and fast, efficient combustion, all engines benefit from DI technology. The system moves the fuel closer to the ignition point in the engine—the combustion chamber. By injecting fuel at over 2000 psi, the air and fuel mix more completely. This helps the charge to burn fast for crisp throttle response and maximized combustion efficiency at cruising speeds.

ACTIVE FUEL MANAGEMENT By sensing load and demand, AFM optimizes fuel efficiency¹ by activating or deactivating cylinders (two on the V-6 and four on the V-8). Under high-demand conditions, such as at high speeds or when loads demand more power, the valve's switching mechanism is depressurized, re-engaging the cylinder and restoring full power—without you ever noticing the transition.


VARIABLE VALVE TIMING For responsiveness in low-speed city driving and bold power for open-road passing or trailering, all Sierra engines feature continuously VVT. It monitors and adjusts valve open and close points for near-peak levels of torque across the entire range of engine speeds. A unique dual-equal phaser adjusts the camshaft timing for both intake and exhaust valves.



INSTANTANEOUS RESPONSE Electronic Throttle Control plays a key role in optimizing DI, AFM and VVT. A sensor measures pedal position, signaling the throttle to open at the precise rate and angle.

KEEPS ITS COOL A new composite intake manifold reduces mass and helps thermally isolate air from under-hood heat. This improves volumetric efficiency (power and torque) during hot conditions.

PERFORMANCE HARMONY The new plenum design delivers the precise balance of power and torque. Manifold geometry was analyzed to develop robust combustion for maximum performance.



5.3L V-8 EcoTec3

NEW BLOCK ON THE BLOCK EcoTec3 engines utilize a deep-skirt block, enhanced cooling and newly designed cylinder heads. An engine-driven high-pressure fuel pump optimizes Direct Injection for outstanding performance and efficiency.

¹EPA-estimated mpg for 5.3L EcoTec3 engine: 16 city/23 hwy 2WD, 16 city/22 hwy 4WD. EPA estimates for 4.3L and 6.2L EcoTec3 engines not yet available.

RIDE. HANDLED.

ONE WITH THE ROAD This is where every single aerodynamic, power, torque and handling innovation engineered into Sierra meets the pavement. That's why new half-inch-wider 17-, 18- and 20-inch wheels provide greater on-center feel and crisper control during subtle steering movements.



MAINTAINING CONTROL StabiliTrak, an electronic stability control system, helps improve stability by detecting and reducing traction loss. It senses when Sierra is not responding to steering inputs, adjusting engine speed and applying brake pressure to any individual wheel to help maintain directional control. For rollover mitigation, StabiliTrak anticipates a vehicle "tip up" situation, rapidly braking to help reduce lateral forces and the likelihood of a rollover. SEE SIERRA'S STABILITY CONTROL SYSTEM IN ACTION AT GMC.COM/STABILITRAK



HILL DESCENT CONTROL Activated by pushing a button within easy reach on the instrument panel, Hill Descent Control, included on Z71 models, uses antilock braking to provide a smooth and controlled hill descent in rough terrain without you having to touch the brake pedal.



HILL START ASSIST Sensors automatically detect when Sierra is on a 5 percent grade or more. It holds the brakes for up to 1.5 seconds or until the accelerator is pressed, preventing rollback. It is most effective when trailering, giving you time to switch from the brake to the accelerator without rolling.



TOW/HAUL MODE To give you even more power to accelerate when trailering or hauling heavy loads, Tow/Haul mode raises transmission upshift points. This feature also helps you slow Sierra by raising downshift points, which use engine compression to slow your Sierra instead of merely braking.



TRAILER BRAKE CONTROLLER For fingertip control and easy monitoring of your trailer brakes, Sierra offers an available integrated trailer brake controller. Now conveniently located to the left of the steering wheel, it even displays the level of brake force or "gain" in the Driver Information Center.

CORROSION-RESISTANT DURALIFE™ BRAKE ROTORS

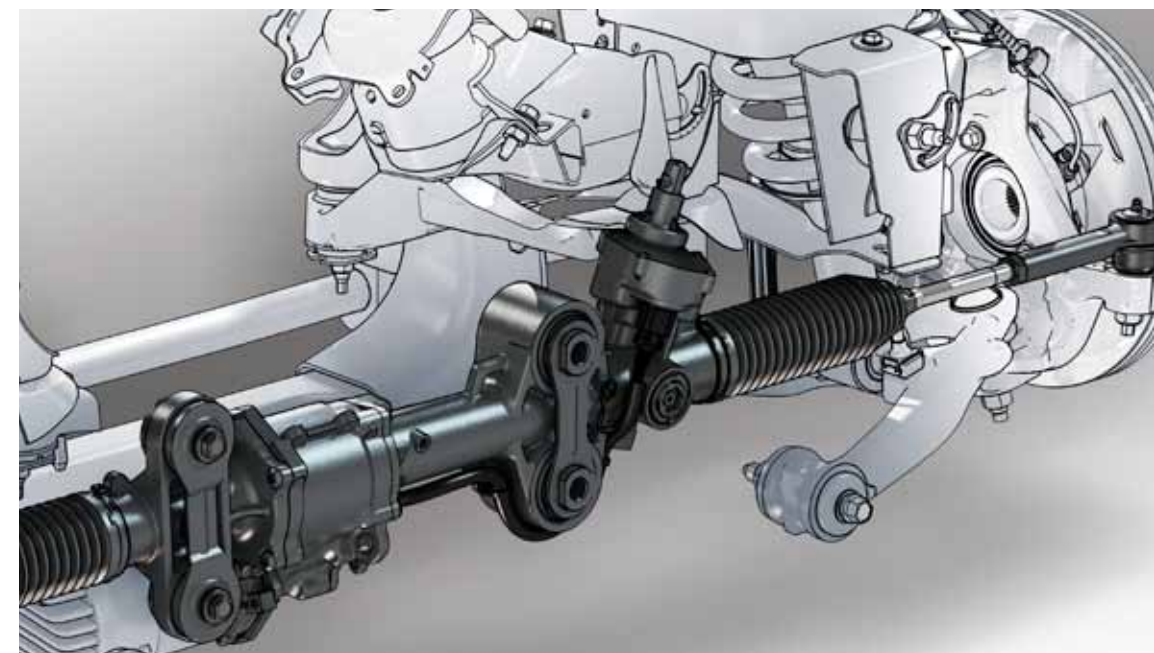
To reinvent the brake rotor, GMC engineers used Ferritic Nitro-Carburizing (FNC) technology, which can double rotor life. FNC is a patented GM-exclusive corrosion protection process designed to prolong rotor life by hardening the rotor surface. It provides protection against rust to help prevent steering-wheel shudder when applying the brakes.



PRECISION MOVEMENT A Sierra is crafted from thousands of components, yet their sheer brilliance comes from how they seamlessly work in unison. Precise integration of tires, wheels, chassis, suspension, steering, braking and axles helps provide greater command and control of your Sierra. For the all-new Sierra, the challenge was far from simple. Engineers were asked to reduce weight to transfer increased engine output to the road and build upon Sierra's already impressive ride and handling qualities, all without diminishing its legendary power, capability and durability. The successful result epitomizes the GMC philosophy that just being good enough is never enough—there are always new goals to overachieve.

COIL-OVER-SHOCK FRONT SUSPENSION

This fully independent system is precisely tuned for improved handling. The front shock module has been enhanced to increase road isolation in response to even smaller vibration inputs. A thicker spring isolator and a higher spring rate produce a more controlled ride. The new 34-millimeter hollow stabilizer bar reduces weight without sacrificing vehicle stability.



ELECTRIC RACK-AND-PINION STEERING The new electric variable assist power rack-and-pinion steering system on Sierra improves fuel efficiency¹ versus engine-powered systems. The variable assist is tuned to provide less assist at highway speeds for a solid on-center feel, and more assist for less steering effort when you're maneuvering in tight spaces.

¹EPA-estimated mpg for 5.3L EcoTec3 engine: 16 city/23 hwy 2WD, 16 city/22 hwy 4WD. EPA estimates for 4.3L and 6.2L EcoTec3 engines not yet available.

DETAILS NOW IT'S PERSONAL.

At GMC, our engineers and designers put all of their ingenuity into crafting the most advanced Sierra ever. Now it's your turn to pick the exterior and interior colors, premium materials and wheel style you like most. You can also select the Professional Grade accessories that will help personalize Sierra just the way you like it. And discover how more than 6 million drivers stay safe, connected and heading in the right direction with OnStar[®] (with service standard for 6 months).



DISTRIBUTION OF POWER Sierra's increased horsepower and torque call for an enhanced way to transmit that power to the pavement. That's why the rear axle features a larger (9.5-inch) ring gear on the V-8s, and the redesigned rear axles are now stronger and beefier to handle the increased power capacity. This robust axle design also provides improved durability.

SET YOUR SIERRA APART.

A selection of stylish GMC wheels in a range of sizes is available to help tailor Sierra to your personal style.

- 1 17" Painted steel • RD6
Standard: Sierra
- 2 17" Stainless-steel clad • RD7
Available: Sierra with Sierra Appearance Package only
- 3 17" Bright machined • Q5W
Standard: SLE
- 4 18" Bright machined • UHN
Available: SLE with Z71 Off-Road Suspension Package or Max Trailering Package only
- 5 20" Chrome aluminum • NZM
Available: SLT and SLT with Z71 Off-Road Suspension Package or Max Trailering Package
- 6 18" Polished aluminum • RCW
Standard: SLT and SLT with Z71 Off-Road Suspension Package or Max Trailering Package
- 7 20" Ultra-bright machined • RD3
Available: SLE and SLE with Z71 Off-Road Suspension Package or Max Trailering Package
- 8 18" Chrome aluminum • RT5
Standard: SLE and SLT with All-Terrain Package
- 9 20" Ultra-bright machined aluminum with Dark Argent painted accents • NZH
Available: SLE and SLT with All-Terrain Package



See your GMC dealer for more wheel details.



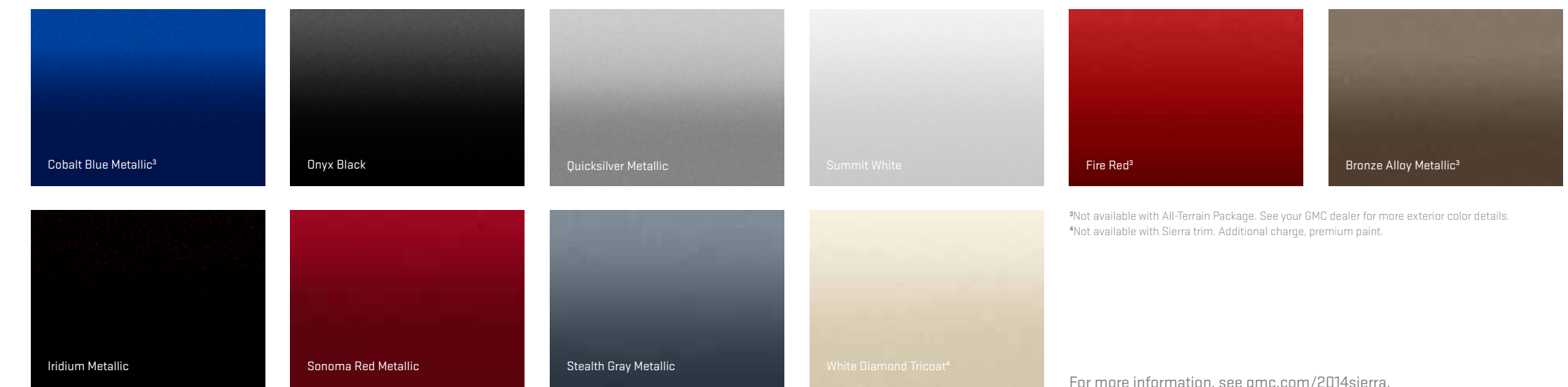
INTERIOR MATERIALS

TRIM	ACCENTS			INTERIOR COLORS AND SEATING SURFACES										ALL-TERRAIN PACKAGE			
	Axiom Aluminum	Mineral Caster Wood Tone	Grand Lace Wood Tone	Jet Black/ Jet Black Cloth	Jet Black/ Jet Black Leather-Appointed	Jet Black/ Jet Black Perforated Leather-Appointed	Jet Black/ Dark Ash Cloth	Jet Black/ Dark Ash Vinyl	Jet Black/ Dark Ash Leather-Appointed	Jet Black/ Dark Ash Perforated Leather-Appointed	Cocoa/ Dune Cloth	Cocoa/ Dune Leather-Appointed	Cocoa/ Dune Perforated Leather-Appointed	Dark Aluminum	Off-Road Carbon Accent	Jet Black/ Jet Black Cloth	Jet Black/ Jet Black Leather-Appointed with Cobalt Red Accents
SIERRA	-	-	-	-	-	-	●	○	-	-	-	-	-	-	-	-	-
SLE	●	● ¹	● ²	●	○	-	●	-	-	-	●	-	-	●	●	●	-
SLT	●	● ¹	● ²	-	●	○	-	-	●	○	-	●	○	●	●	-	●

KEY ● STANDARD ○ AVAILABLE - NOT AVAILABLE

NOTE: SLE and SLT are offered in 3 standard seating color choices. ¹Included with Cocoa/Dune interior color only. ²Included with Jet Black and Jet Black/Dark Ash interior color only.

EXTERIOR COLORS



³Not available with All-Terrain Package. See your GMC dealer for more exterior color details.
⁴Not available with Sierra trim. Additional charge, premium paint.

For more information, see gmc.com/2014sierra.

ACCESSORIES

Engineered to the same Professional Grade standards as your Sierra, GMC Accessories range from functional enhancements like assist steps and bed management systems to stylish wheels and accents.



1 SOFT TONNEAU COVER A roll-up soft folding tonneau with integrated crossbows shields cargo and allows full access to the bed. The cover also helps protect the bed itself from debris and harsh weather conditions.

2 ASSIST STEPS Make it easier to get in and out of your truck with these stylish steps. The 6-inch oval are aluminum and the 4-inch round are stainless steel. Both are rust-resistant and available in either chrome or black powder coat.

3 22" ACCESSORY WHEELS Stand out from the crowd with these factory-engineered and -approved wheels from GMC Accessories.¹ All wheels feature a brilliant, durable finish and are available with matching lugs and GMC logo center caps.

4 CHROME RECOVERY HOOKS Add functionality and enhance the appearance of your Sierra with chrome Recovery Hooks. These front hooks are for vehicle recovery only. For more information, see your GMC Owner's Manual.

ACCESSORY WHEELS¹ To lend your own personal look to Sierra, choose from a range of wheels in a variety of finishes and styles.



22" 7-Spoke
Silver Wheel (SF1)



22" 6-Spoke
Chrome Wheel (SEZ)



22" 5-Spoke
UBM/Hi Gloss
Black Wheel (SEW)



22" 6-Spoke
Silver Wheel
with UBM (SFO)



22" 7-Spoke
Silver Wheel with
Black Inserts (RX1)



22" 6-Spoke
Chrome Wheel (SEY)



22" 6-Spoke
Black Wheel (SEV)



22" 7-Spoke
Silver Wheel with
Chrome Inserts (RXN)

¹Use only GM-approved tire and wheel combinations. Unapproved combinations may change the vehicle's performance characteristics. For approved tire and wheel combinations and other important information, go to gmaccessorieszone.com or see your GMC dealer for details.



CHROME FUEL DOOR Add a distinct personality to the exterior of your Sierra with this stylish dealer-installed chrome fuel door.



CHROME TAILGATE HANDLE To help distinguish your Sierra, this good-looking chrome tailgate handle helps set off the tailgate.



CHROME EXHAUST TIPS These polished exhaust tips add a sporty appearance to your Sierra and feature the GMC logo.



ALL-WEATHER FLOOR MATS Be prepared for all conditions with these premium all-weather floor mats. Their deep-ribbed pattern collects debris.

ONSTAR

The level of convenience and safety provided by the various features available through OnStar¹ offers powerfully simple connectivity and peace of mind. To place this capability at your fingertips, Sierra is available with a 6-month trial subscription to the OnStar Directions & Connections Plan. This plan includes:



COMMUNICATIONS • OnStar RemoteLink Mobile App² • Hands-Free Calling with voice-activated dialing

DIAGNOSTICS • OnStar Vehicle Diagnostics

NAVIGATION • OnStar eNAV with MapQuest.com • Turn-By-Turn Navigation • Destination Download

CONFIDENCE • Stolen Vehicle Assistance • Roadside Assistance
• Remote Door Unlock • Remote Horn and Lights • Crisis Assist
• Emergency Services Link • Automatic Crash Response

¹Visit onstar.com for coverage map, details and system limitations. OnStar acts as a link to existing emergency service providers. Services vary with model and conditions. ²Available on select iPhone, Android™ and BlackBerry® devices. Services vary by phone, vehicle and conditions. Requires active OnStar subscription.

SIERRA SPECIFICATIONS

DIMENSIONS ³			
CARGO DIMENSIONS	SHORT BOX	STANDARD BOX	LONG BOX
Cargo Volume	53.4 cu. ft.	61.0 cu. ft.	76.3 cu. ft.
Inside Width at Floor	51.0"	51.0"	51.0"
Box Length at Floor	69.3"	78.9"	97.8"
EXTERIOR DIMENSIONS	REGULAR CAB	DOUBLE CAB	CREW CAB
Height	73.5"-74.1"	73.9"	73.7"-73.9"
Overall Length			
Short Box	–	–	229.5"
Standard Box	205.0"	229.5"	239.0"
Long Box	223.9"	–	–
WHEELBASE	REGULAR CAB	DOUBLE CAB	CREW CAB
Short Box	–	–	143.5"
Standard Box	119.0"	143.5"	153.0"
Long Box	133.0"	–	–
STANDARD TECHNICAL DATA			
Series / Drive Type	1500 / 2WD	1500 / 4WD	
BRAKES	All models: Power 4-wheel antilock braking system		
	Front disc/rear disc (w/Duralife rotors)	Front disc/rear disc (w/Duralife rotors)	
STEERING	Electric power rack-and-pinion with variable assist		
	Electric power rack-and-pinion with variable assist	Electric power rack-and-pinion with variable assist	
FUEL TANK CAPACITY	26.0/26.0/34.0 (Approx. gals.: Short/Standard/Long Box)		
	26.0/26.0/34.0	26.0/26.0/34.0	
ALTERNATOR (amps)	150		
	150	150	
GVWR ⁴ (Gross Vehicle Weight Rating, lbs)			
Regular Cab	6500-6800	6700-7000	
Double Cab	6900-7200	7100-7200	
Crew Cab	6900-7200	7100-7200	

SIERRA 1500 SPECIFICATIONS

ENGINES

	EcoTec3 4.3L V-6 VVT DI AFM/FlexFuel Aluminum Block (LV3)	EcoTec3 5.3L V-8 VVT DI AFM/FlexFuel Aluminum Block (L83)	EcoTec3 6.2L V-8 VVT DI AFM Aluminum Block (L86)
CAPACITY	4.3 liters (262 cu.in.)	5.3 liters (325 cu.in.)	6.2 liters (376 cu.in.)
SAE NET HORSEPOWER @ RPM	285@5300	355@5600 87 octane gasoline 380@5600 E85	NOTE: The 6.2L engine as well as its specifications will be available this fall. Please see your GMC dealer for more information.
SAE NET TORQUE @ RPM (LB-FT)	305@3900	383@4100 87 octane gasoline 416@4100 E85	
ENGINE / MODEL AVAILABILITY			
Regular Cab, Standard Box	●	○	–
Regular Cab, Long Box	●	○	–
Double Cab, Standard Box	●	○	○
Crew Cab, Short Box	●	○	○
Crew Cab, Standard Box	●	○	○
FUEL ECONOMY (city/hwy mpg)			
2WD (EPA-est.)	EPA estimates not yet available.	16/23	EPA estimates not yet available.
4WD (EPA-est.)	EPA estimates not yet available.	16/22	EPA estimates not yet available.
TRANSMISSION	1500: Electronically controlled 6-speed automatic transmission with overdrive, electronic engine grade braking and Tow/Haul mode		

SIERRA 1500 SUSPENSIONS⁵

FRONT SUSPENSION COIL-OVER-SHOCK

FRONT AXLE/SPRING CAPACITY (lbs)	2WD (Short/Standard/Long Box)	4WD
Regular Cab	– /3200/3300	– /3950/3950
Double Cab	– /3600/–	– /3950/–
Crew Cab	3650/3650/–	3950/3950/–

REAR SUSPENSION SEMI-ELLIPTICAL 2-STAGE MULTILEAF SPRINGS

REAR AXLE/SPRING CAPACITY (lbs)	2WD (Short/Standard/Long Box)	4WD
Regular Cab	– /3800/3950	– /3850/3950
Double Cab	– /3950/–	– /3950/–
Double Cab w/Max Trailering Package ⁵	– /4100/–	– /4100/–
Crew Cab	3950/3950/–	3950/3950/–
Crew Cab w/Max Trailering Package ⁵	4100/4100/–	4100/4100/–

³Cargo and load capacity limited by weight and distribution. ⁴When properly equipped; includes weight of vehicle, passengers, cargo and equipment. ⁵Capacities and weight ratings are dependent on model, engine, transmission and GVWR combinations. See your GMC dealer for details. ⁶Late availability. See your GMC dealer for more details.

FEATURES AND SPECIFICATIONS continued

PAYLOAD AND TRAILERING SPECIFICATIONS				
Model	Engine	Axle Ratio	Max Payload ¹	Max Conventional Trailering ²
Regular Cab Standard Box	4.3L	3.23	2088	6400
2WD	5.3L	3.08	2072	7300
	5.3L	3.42	2072	9300
Regular Cab Standard Box	4.3L	3.42	2088	7200
4WD	5.3L	3.08	2068	7100
	5.3L	3.42	2068	9100
Regular Cab Long Box	4.3L	3.23	2108	6300
2WD	5.3L	3.08	2102	7200
	5.3L	3.42	2102	10,200
Regular Cab Long Box	4.3L	3.42	2059	7000
4WD	5.3L	3.08	2053	6900
	5.3L	3.42	2053	9900
Double Cab Standard Box	4.3L	3.23	2015	6000
2WD	5.3L	3.08	2012	6900
	5.3L	3.42	2012	9900
	5.3L	3.73 ³	2101 ³	11,500 ³
Double Cab Standard Box	4.3L	3.42	1971	6700
4WD	5.3L	3.08	1974	6600
	5.3L	3.42	1974	9600
	5.3L	3.73 ³	1866 ³	11,200 ³
Crew Cab Short Box	4.3L	3.23	1933	5900
2WD	5.3L	3.08	1933	6800
	5.3L	3.42	1933	9800
	5.3L	3.73 ³	2007 ³	11,400 ³
Crew Cab Short Box	4.3L	3.42	1936	6700
4WD	5.3L	3.08	1957	6600
	5.3L	3.42	1957	9600
	5.3L	3.73 ³	1830 ³	11,200 ³

PAYLOAD AND TRAILERING SPECIFICATIONS <small>continued</small>				
Model	Engine	Axle Ratio	Max Payload ¹	Max Conventional Trailering ²
Crew Cab Standard Box	4.3L	3.23	1875	5800
2WD	5.3L	3.08	1871	6700
	5.3L	3.42	1871	9700
	5.3L	3.73 ³	1947 ³	11,300 ³
Crew Cab Standard Box	4.3L	3.42	1878	6600
4WD	5.3L	3.08	1883	6500
	5.3L	3.42	1883	9500
	5.3L	3.73 ³	1751 ³	11,100 ³

SIERRA AXLE RATINGS AND PLOW WEIGHTS

FRONT GROSS AXLE WEIGHT RATING (FGAWR) WITH SNOW PLOW PREP PACKAGE (4WD MODELS ONLY)

BODY	ENGINE	ENGINE TYPE	1500
Regular Cab	4.3L	Gas	3950
	5.3L	Gas	3950

MAXIMUM PLOW WEIGHTS (4WD MODELS ONLY)

BODY	ENGINE	ENGINE TYPE	1500
Regular Cab	4.3L	Gas	40/500 ⁴
	5.3L	Gas	40/500 ⁴

¹Maximum payload capacity includes weight of driver, passengers, optional equipment and cargo. ²Maximum trailer weight ratings are calculated assuming a base vehicle, except for any option(s) necessary to achieve the rating, plus driver. The weight of other optional equipment, passengers and cargo will reduce the maximum trailer weight your vehicle can tow. See your GMC dealer for additional details. ³Requires Max Trailering Package. Late availability. ⁴100/xxx=100 lbs maximum of permanently attached snow plow mounting hardware/xxx lbs maximum of removable snow plow blade and blade hardware. Maximum plow weights based on a vehicle with average manufacturer option content and 150 lbs each for driver and one additional front-seat occupant. Additional equipment and occupants will reduce maximum plow weight. Rear compensating weight may be required to maintain front axle weight below 65% of total vehicle weight when equipped with snow plow. Consult your snow plow manufacturer for specific compensating weight recommendation.

TRIM LEVELS

MECHANICAL

AIR CLEANER High capacity. Included and only available with Z71 Off-Road Suspension Package.	–	○	○
ALUMINIZED STAINLESS-STEEL MUFFLER AND TAILPIPE	●	●	●
BATTERY Heavy-duty maintenance-free with rundown protection and retained accessory power	●	●	●
BRAKES 4-wheel disc, 4-wheel antilock with Duralife rotors	●	●	●
AUXILIARY EXTERNAL TRANSMISSION OIL COOLER Included and only available with 5.3L V-8 engine or Snow Plow Prep Package	○	○	●
EATON® HEAVY-DUTY AUTOMATIC LOCKING REAR DIFFERENTIAL Standard on 4WD SLE models and included on 2WD models with Z71 Off-Road Suspension Package, Trailing Package or Max Trailing Package	○	●	●
ENGINE 4.3L V-6 EcoTec3 with aluminum block. Includes Active Fuel Management, Direct Injection, continuously Variable Valve Timing and FlexFuel capability.	●	●	–
5.3L V-8 EcoTec3 with aluminum block. Includes Active Fuel Management, Direct Injection, continuously Variable Valve Timing and FlexFuel capability.	○	○	●
6.2L V-8 EcoTec3 with aluminum block. Includes Active Fuel Management, Direct Injection and continuously Variable Valve Timing. Available this fall.	–	–	○
STABILITRAK STABILITY CONTROL SYSTEM Includes Proactive Roll Avoidance, traction control, electronic trailer sway control and Hill Start Assist	●	●	●
Z71 OFF-ROAD SUSPENSION PACKAGE Includes monotube Rancho® shocks, Z71 chrome side emblems, high-capacity air cleaner, Hill Descent Control, underbody transfer case shield on 4WD models and recovery hooks on 2WD models. Included with available All-Terrain Package on SLE and SLT. On SLE, includes automatic locking rear differential on 2WD models. Also includes UHN 18" bright machined-aluminum wheels. This package is available with optional 20" wheels.	–	○	○
TRAILERING PACKAGE Includes automatic locking rear differential on Sierra and 2WD SLE models, trailer hitch platform and integrated 7-pin and 4-pin connectors. On SLE Double and Crew Cab models, included when available All-Terrain Package, Max Trailing Package or SLE Value Package is ordered.	○	○	●
MAX TRAILERING PACKAGE Includes 9.76" rear axle, 3.73 axle ratio, trailer brake controller, enhanced cooling radiator, revised shock tuning for increased control, heavier-duty rear springs and increased RGAWR to 4100 lbs. Late availability. On SLE, includes Trailing Package and locking rear differential on 2WD models. Also requires UHN 18" or RD3 20" aluminum wheels and 5.3L V-8 engine. Not available with Z71 Off-Road Suspension Package. On SLT, requires RCW 18" or NZM 20" aluminum wheels when ordered with 5.3L V-8 engine. Also requires NZM 20" aluminum wheels when ordered with 6.2L V-8 engine. Not available with Z71 Off-Road Suspension Package.	–	○	○
TRANSMISSION 6-speed automatic, electronically controlled with overdrive and Tow/Haul mode. Includes Cruise Grade Braking and Powertrain Grade Braking.	●	●	●
INTEGRATED TRAILER BRAKE CONTROLLER Requires Trailing Package on Sierra and SLE trims. Included with Max Trailing Package.	○	○	○
TRANSFER CASE 2-speed. Includes floor-mounted shifter (4WD models only). AutoTrac active transfer case (4WD models only)	●	–	–
HILL DESCENT CONTROL Included and only available with Z71 Off-Road Suspension Package	–	●	●
SNOW PLOW PREP PACKAGE Includes heavy-duty front springs, underbody transfer case shield, 170-amp generator, provisions for roof-mounted lamps and high-capacity air cleaner. Available on 4WD Regular Cab models only. Late availability.	○	○	–

INSTRUMENTATION AND CONTROLS

DRIVER INFORMATION CENTER With monochromatic 3.5" diagonal display. Provides warning messages, odometer, trip odometer and basic vehicle information.	●	–	–
With 4.2" diagonal color display. Includes driver personalization, warning messages, odometer, trip odometer and vehicle information.	–	●	●
DEFROSTER Rear-window electric. On SLE, included and only available with SLE Preferred Package, SLE Convenience Package or SLE Value Package.	○	○	●
POWER-ADJUSTABLE PEDALS On SLE, included and only available with SLE Convenience Package. Not available on Regular Cab models.	–	○	●
110-VOLT POWER OUTLET In-cabin, 3-prong, household-style outlet. Included and only available with Convenience Package on Sierra trim. On SLE, included and only available with SLE Preferred Package or SLE Value Package.	○	○	●
REAR PARK ASSIST Ultrasonic. Included and only available with All-Terrain Package or SLE Convenience Package.	–	○	○
FRONT AND REAR PARK ASSIST Ultrasonic. Included and only available with SLT Preferred Package, Driver Alert Package or All-Terrain SLT Crew Cab "Plus" Package. On SLE, requires Regular Cab model.	–	○	○
STEERING WHEEL Leather-wrapped with audio and cruise controls	–	●	●
Heated and leather-wrapped with audio and cruise controls. Included and only available with SLT Preferred Package or All-Terrain SLT Crew Cab "Plus" Package.	–	–	○
STEERING COLUMN Tilt-Wheel, manual operation	●	●	–
Tilt-Wheel and manual telescopic operation. On SLE, included and only available with SLE Preferred Package or SLE Value Package.	–	○	●

KEY ● STANDARD ○ AVAILABLE – NOT AVAILABLE

TRIM LEVELS

SEATING

SEATS Front 3-passenger cloth 40/20/40 split bench with driver and front-passenger manual recline, manual driver lumbar control and outboard head restraints. Includes center fold-down armrest with storage.	●	–	–
Front 3-passenger vinyl 40/20/40 split bench with driver and front-passenger manual recline and outboard head restraints. Includes center fold-down armrest with storage.	○	–	–
Front 3-passenger cloth 40/20/40 split bench with driver and front-passenger manual recline and outboard head restraints. Includes center fold-down armrest and lockable storage compartment in lower seat cushion. Not available with All-Terrain Package.	–	●	–
Front 3-passenger leather-appointed 40/20/40 split bench with heated seat cushions and seatbacks. Not available on Regular Cab models or with All-Terrain Package. Requires Jet Black interior trim.	–	○	–
Front 3-passenger leather-appointed 40/20/40 split bench with 10-way power seat adjusters. Includes power lumbar control, heated seat cushions and seatbacks, 2-position driver memory (does not apply to lumbar adjuster) and adjustable head restraints.	–	–	●
Front cloth bucket seats with 10-way driver seat power adjuster, 6-way passenger seat power adjuster, heated seat cushions and seatbacks, adjustable head restraints, floor console and storage pockets. Included with available All-Terrain Package.	–	○	–
Front leather-appointed bucket seats with 10-way power seat adjusters including power lumbar control, heated seat cushions and seatbacks, 2-position driver memory (does not apply to lumbar adjuster), adjustable head restraints and floor console and storage pockets. Included with All-Terrain Package.	–	–	○
Seat adjuster, driver 10-way power. Requires bench seat. Included with SLE Preferred Package and SLE Value Package.	–	○	–
Heated driver and front-passenger cloth seating. Requires SLE Preferred Package and cloth 40/20/40 split bench seat.	–	○	–
Heated and cooled perforated leather-appointed front bucket seats. Included with Driver Alert Package. Not available with All-Terrain Package.	–	–	○
Folding rear 3-passenger bench. Double Cab models only. Includes child seat top tether anchor.	●	–	–
Folding rear 60/40 split 3-passenger bench. Includes child seat top tether anchor. Double and Crew Cab models only.	–	●	●

INTERIOR DETAILS

CLIMATE CONTROL Single-zone manual air conditioning	●	●	–
Dual-zone automatic climate control. On SLE, included and only available with SLE Preferred Package or SLE Value Package. Not available on Regular Cab models.	–	○	●
CRUISE CONTROL Steering-wheel-mounted	●	●	●
DOOR LOCKS Power	●	●	●
FLOOR COVERING Graphite-colored rubberized vinyl	●	–	–
Color-keyed carpeting with rubberized vinyl floor mats (Double and Crew Cab models include second-row floor mats)	○	●	●
Color-keyed carpeted first- and second-row floor mats. Included and only available with All-Terrain Package.	–	○	○
REMOTE START SYSTEM On SLE, included and only available with SLE Preferred Package or SLE Value Package	–	○	○
REMOTE KEYLESS ENTRY Included and only available with Convenience Package on Sierra trim	○	●	●
REARVIEW MIRROR With manual day/night adjustment	●	●	–
With inside rearview auto-dimming feature. On SLE, included and only available with All-Terrain Package or Power Camper Mirrors.	–	○	●
SUNROOF Power sliding with express-open. Crew Cab models only.	–	–	○
UNIVERSAL HOME REMOTE On SLE, included and only available with SLE Preferred Package or SLE Value Package. Not available on Regular Cab models.	–	○	●
WINDOWS Power with driver express-up and -down and express-down on all other windows. Standard on all Double and Crew Cab models.	○	●	●
Power rear sliding with rear defroster. On SLE, included and only available with SLE Convenience Package. On SLT, requires SLT Preferred Package or All-Terrain SLT Crew Cab "Plus" Package. Not available on Regular Cab models.	–	○	○

OPTION PACKAGES

ALL-TERRAIN PACKAGE Includes 18" chrome aluminum wheels (RT5), fog lamps, unique grille with body-color surround and chrome accents, Z71 Off-Road Suspension Package with monotube Rancho® shocks, Trailing Package, All-Terrain chrome door badge, underbody shield, rear park assist, body-color front and rear bumpers (no corner step), cloth heated bucket seats (includes 10-way power driver and 6-way passenger seats), carpeted floor mats, bright sill plates and projector-beam headlamps with LED signature lighting. SLE models include chrome door handles and mirror caps, chrome full-feature mirrors and chrome side moldings. SLT models include leather-appointed front bucket seats and Bose® premium audio system. Not available with Driver Alert Package. Requires 4WD Double or Crew Cab model.	–	○	○
--	---	---	---

TRIM LEVELS

ALL-TERRAIN SLT CREW CAB "PLUS" PACKAGE Includes NZH 20" ultra-bright machined-aluminum wheels with painted accents, front and rear park assist, heated steering wheel and rear sliding power window. Requires [GAT] All-Terrain Package. Not available with SLT Preferred Package.	–	–	○
ALL-TERRAIN CHROME BUMPERS PACKAGE Includes front chrome bumper, rear chrome bumper and rear bumper corner steps. Requires available All-Terrain Package.	–	○	○
SIERRA APPEARANCE PACKAGE Includes 17" stainless-steel-clad wheels and deep-tint glass	○	–	–
SIERRA CONVENIENCE PACKAGE Includes outside heated power-adjustable mirrors, remote keyless entry, 110-volt inverter and LED cargo box lighting	○	–	–
DRIVER ALERT PACKAGE Includes Lane Departure Warning, Forward Collision Alert, front and rear park assist and Safety Alert Driver Seat. Includes heated and cooled driver and passenger front bucket seats on SLT. Not available with All-Terrain Package. On SLE, requires Regular Cab model.	–	○	○
SLE CONVENIENCE PACKAGE Includes power-adjustable pedals, rear park assist and rear power-sliding window with rear defroster. Not available on Regular Cab models.	–	○	–
SLE PREFERRED PACKAGE Includes driver 10-way power seat adjuster with front 40/20/40 split bench seats only, remote vehicle start, front fog lamps, rear defroster, manual tilt-telescopic steering column on V-8 models and 110-volt power outlet. Also includes Universal Home Remote and dual-zone automatic climate control on Double and Crew Cab models.	–	○	–
SLE VALUE PACKAGE Includes driver 10-way power seat adjuster with front 40/20/40 split bench only, remote vehicle starter system, front fog lamps, Universal Home Remote, rear-window defroster, manual tilt-telescopic steering column, 110-volt power outlet, dual-zone climate control and Trailing Package. Not available with SLE Preferred Package.	–	○	–
SLT CREW CAB VALUE PACKAGE Includes 6" chrome tubular assist steps, Bose premium audio system and NZM 20" chrome aluminum wheels. Not available with All-Terrain Package. When 6.2L V-8 is ordered, front bucket seats are required.	–	–	○
SLT PREFERRED PACKAGE Includes front and rear park assist, heated steering wheel and rear power-sliding window with rear defroster. Not available with All-Terrain SLT Crew Cab "Plus" Package.	–	–	○

ENTERTAINMENT/COMMUNICATION/NAVIGATION

4.2" DIAGONAL COLOR RADIO Includes AM/FM, USB port, ¹ auxiliary jack and SD card slot	●	–	–
4.2" DIAGONAL COLOR RADIO WITH INTELLILINK² Includes AM/FM/CD, USB ports; ³ SD card slot, auxiliary jack, Bluetooth ^{®3} streaming audio for music and select phones, hands-free smartphone integration, Pandora [®] internet radio and voice-activated technology for radio and phone. On SLE Regular Cab models, includes SiriusXM ⁴ (standard for 3 months)/HD.	○	●	–
8" DIAGONAL COLOR TOUCH RADIO WITH INTELLILINK² Includes AM/FM/SiriusXM ⁴ (standard for 3 months)/HD, USB ports; ⁵ SD card slot, auxiliary jack, Bluetooth ^{®3} streaming audio for music and select phones, hands-free smartphone integration, Pandora [®] internet radio and voice-activated technology for radio and phone. On SLE, not available on Regular Cab models.	–	●	●
8" DIAGONAL COLOR TOUCH RADIO WITH NAVIGATION⁵ Includes all features of 8" diagonal Color Touch Radio plus Navigation feature. On SLE, not available on Regular Cab models.	–	○	○
Single-slot CD/MP3 player. Included and only available with IntelliLink [®] audio systems.	○	●	●
6-SPEAKER AUDIO SYSTEM 4-speaker audio on Regular Cab models	●	●	●
Bose premium audio system with 6 speakers (7-speaker system including subwoofer when ordered with bucket seats). Includes Active Noise Cancellation System when ordered with 6.2L V-8 engine and bucket seats. Included with SLT All-Terrain Package.	–	–	○
REAR-SEAT DVD ENTERTAINMENT SYSTEM Includes rear-seat DVD/Blu-ray player with 9.2" diagonal LCD display, 2 sets of wireless headphones and A/V remote control. Requires front bucket seats and Bose premium audio system. Replaces single-slot CD/MP3 player. Requires front bucket seats and Bose premium audio system. Crew Cab models only. Available this fall.	–	–	○
BLUETOOTH^{®3} FOR PHONE Personal cell phone connectivity to vehicle audio system. Included and only available with IntelliLink [®] on Sierra trim.	○	●	●
ONSTAR[®] Directions & Connections Plan. 6-month subscription.	○	●	●
SIRIUSXM⁴ SATELLITE RADIO Including 3 trial months of service. On Sierra trim, requires 4.2" diagonal Color Radio with IntelliLink ² and OnStar. ⁵	○	●	●

EXTERIOR STYLING AND FUNCTIONALITY

ASSIST STEPS Chromed tubular with 6" oval design. Factory-installed on Crew Cab models only. Included with SLT Crew Cab Value Package.	○	○	○
BUMPERS Front, chrome. Not available with All-Terrain Package.	●	●	●
Rear, chrome with integrated rear bumper corner steps. Not available with All-Terrain Package.	●	●	●
Front, body-color. Included and only available with All-Terrain Package.	–	○	○
Rear, body-color without rear bumper corner steps. Included and only available with All-Terrain Package.	–	○	○
CARGO BOX Movable tie-downs, high mounted (4)	●	●	●
Box rail caps	●	●	●

KEY ● STANDARD ○ AVAILABLE – NOT AVAILABLE

TRIM LEVELS

DOOR HANDLES Black	●	–	–
Body color. Not available with SLE All-Terrain Package.	–	●	–
Chrome. SLE trim requires All-Terrain Package.	–	○	●
FOG LAMPS Front, halogen. On SLE, included and only available with SLE Preferred Package, SLE Value Package or All-Terrain Package.	–	○	●
GRILLE SURROUND Chrome. Grille is body-colored when All-Terrain Package is ordered on SLE and SLT.	●	●	●
Chrome-accented center	–	●	●
GLASS Solar-Ray tinted	●	–	–
Solar-Ray deep-tinted. Included and only available with Appearance Package on Sierra trim.	○	●	●
LIGHTS Halogen projector-beam headlamps	●	●	–
Halogen projector-beam with LED signature. On SLE, included and only available with All-Terrain Package.	–	○	–
Under-rail LED lighting, cargo box. Included and only available with Convenience Package on Sierra trim.	○	●	●
MOLDINGS Body-color. Includes chrome bodyside moldings when available All-Terrain Package is ordered.	–	●	–
Body-side, chrome. On SLE, included and only available with All-Terrain Package.	–	○	●
RECOVERY HOOKS Front frame-mounted (Black). Standard on 4WD models only. Included and only available with Z71 Off-Road Suspension Package on 2WD SLE and SLT models.	●	●	●
LOCKABLE TAILGATE Includes EZ-Lift and Lower feature on SLE and SLT	●	●	●
WHEELHOUSE LINERS Rear. Double Cab and Crew Cab models only.	–	●	●

OUTSIDE MIRRORS

MIRRORS Black, manual	●	–	–
Black, power-adjustable with heated glass and driver-side spotter mirror. Included and only available with Convenience Package on Sierra trim. Mirror caps are body-color on SLE.	○	●	–
Chrome cap, heated, power-adjustable, power-folding and driver-side auto-dimming with integrated turn signal indicators and puddle lamps (includes driver-side spotter mirror). On SLE, included and only available with All-Terrain Package.	–	○	●
Black, vertical camper-style with manual folding and extension and lower convex spotter glass. Requires Trailing Package.	○	–	–
Black, heated, power adjustable vertical camper-style with manual folding and extension and lower convex spotter glass. SLE trim includes auto-dimming inside rearview mirror. Requires Max Trailing Package.	–	○	○

SAFETY AND SECURITY

AIR BAGS⁷ Dual-stage frontal for driver and front passenger with Passenger Sensing System	●	●	●
Front-seat-mounted side-impact driver and right front-passenger air bags for thorax and pelvis protection	●	●	●
Front and rear head curtain side-impact air bags for all outboard seating positions	●	●	●
DAYTIME RUNNING LAMPS With automatic lamp control	●	●	●
LANE DEPARTURE WARNING AND FORWARD COLLISION ALERT Included and only available with Driver Alert Package. On SLE, requires Regular Cab model.	–	○	○
REAR-VISION CAMERA SYSTEM With dynamic guide lines	–	●	●
SAFETY ALERT DRIVER SEAT Included and only available with Driver Alert Package. On SLE, requires Regular Cab model.	–	○	○
THEFT DETERRENT SYSTEM Unauthorized entry. Included and only available with Remote Start System.	–	○	○
TIRE PRESSURE MONITORING SYSTEM Does not monitor spare tire	●	●	●

¹Not compatible with all devices. ²Full functionality requires compatible Bluetooth and smartphone. Some devices require USB connectivity. Data plan rates apply. ³Go to gmtotalconnect.com to find out which phones are compatible with the vehicle. ⁴If you subscribe after your trial period, *subscriptions are continuous until you call SiriusXM to cancel*. See SiriusXM Customer Agreement for complete terms at siriusxm.com. Other fees and taxes will apply. All fees and programming subject to change. For more information about NavTraffic, visit siriusxm.com/navtraffic. XM satellite service is available only to those in the 48 contiguous USA and DC. ⁵Map coverage available in the United States, U.S. Virgin Islands, Puerto Rico and Canada. ⁶Go to onstar.com for details and system limitations. ⁷A NOTE ON CHILD SAFETY: Always use safety belts and the correct child restraint for your child's age and size, even with air bags. Even in vehicles equipped with the Passenger Sensing System, children are safer when properly secured in a rear seat in the appropriate infant, child or booster seat. Never place a rear-facing infant restraint in the front seat of any vehicle equipped with an active frontal air bag. See your vehicle Owner's Manual and child safety seat instructions for more safety information.

IMPORTANT WORDS

COMMITMENT PLUS

From the owner orientation—and full tank of gas—you receive when you take possession of your Sierra to the 24-Hour Roadside Assistance, Courtesy Transportation and Travel Benefits, Commitment Plus is a portfolio of owner privileges that lasts throughout your warranty. For expert product information, Roadside Assistance or other services, call 1-800-GMC-8782.

TRAVEL BENEFITS AND ROADSIDE ASSISTANCE Available around the clock: trip routing service, a program for reimbursement for trip interruption due to necessary warranty repairs, towing, flat tire change, jump-starts and more for 5 years or 100,000 miles (whichever comes first).

COURTESY TRANSPORTATION Available at participating dealers: shuttle service, reimbursement of certain public transportation or fuel expenses for overnight warranty repairs, and courtesy rental for overnight work repairs. See your dealer for details.

GMC OWNER CENTER A complimentary, one-stop resource to enhance your GMC ownership experience. It's easy to sign up. Just go to gm.com/gmownercenter/gmc.

ONSTAR



OnStar is a core asset of your Sierra. Benefiting from more than a decade of innovative development, it is both a highly advanced technology—fully integrated within the vehicle—and a warm human service. Standard on all Sierra models are 6 months of the OnStar Directions & Connections Plan, including the convenience of available Hands-Free Calling. It also includes

Automatic Crash Response, Stolen Vehicle Assistance, link to Emergency Services, Roadside Assistance, Remote Door Unlock, OnStar Vehicle Diagnostics, Crisis Assist and Remote Horn and Lights. OnStar services require vehicle electrical system (including battery), wireless service and GPS satellite signals to be available and operating for features to function properly. OnStar acts as a link to existing emergency service providers. Visit onstar.com for coverage maps, details and system limitations. Services vary with conditions.

HANDS-FREE CALLING

Available OnStar Hands-Free Calling capability is built into your Sierra. It's there when your cell phone is unavailable, its battery is low, you can't reach it easily or you left it at home or in the office. Your Hands-Free Calling system is the right choice whenever you need an easy way to make and receive calls—at the touch of the phone icon on the rearview mirror or the steering-wheel-mounted controls. Voice-activated dialing is convenient because you don't have to dial when you are at the wheel. And Hands-Free Calling is reliable because it's specially designed for better reception and fewer dropped calls in areas of limited cellular reception.

ONSTAR TURN-BY-TURN NAVIGATION

Standard on all Sierra models are 6 months of the OnStar Directions & Connections Plan that adds innovative, easy-to-use Turn-by-Turn Navigation plus Information and Convenience Services and Driving Directions. With Turn-by-Turn Navigation, you simply tell the OnStar Advisor your intended destination, and directions will automatically be sent to your Sierra. If you drive off course, the system can reroute you to your intended destination. An automated voice then guides you turn-by-turn until you arrive at your destination. Turn-by-Turn Navigation is further enhanced with eNAV, allowing you to send MapQuest™ directions directly to your vehicle. No need to print out directions; just call them up with simple voice commands.

SIRIUSXM SATELLITE RADIO



SiriusXM Satellite Radio¹ is standard on all Sierra models. It includes 3 trial months of service. SiriusXM Satellite Radio makes your drive come alive with commercial-free music channels from virtually every genre, artist-dedicated channels, live performances and more. Tune in to live play-by-play from the biggest sports, exclusive entertainment from top personalities, compelling talk, hilarious comedy, world-class news, local traffic and weather and family-friendly programming. Welcome to the world of satellite radio. Visit siriusxm.com for details.

GMC CERTIFIED SERVICE



Certified Service

To help your Sierra live up to its performance promise, GMC Certified Service—found exclusively at your GMC dealer—is there. With all the engineering excellence in Sierra, GM-trained technicians have the expertise to care for all of it.

A NOTE ON CHILD SAFETY Always use safety belts and the correct child restraint for your child's age and size, even with air bags. Even in vehicles equipped with the Passenger Sensing System, children are safer when properly secured in a rear seat in the appropriate infant, child or booster seat. Never place a rear-facing infant restraint in the front seat of any vehicle equipped with an active frontal air bag. See the Owner's Manual and child safety seat instructions for more safety information.

ADDITIONAL NOTES

TRAILERING AND OFF-ROAD INFORMATION Please carefully review the Owner's Manual for important safety information about trailering or off-road driving in your vehicle.

IMPORTANT WORDS ABOUT THIS CATALOG We have tried to make this catalog comprehensive and factual. We reserve the right, however, to make changes at any time, without notice, in prices, colors, materials, equipment, specifications, models and availability. Specifications, dimensions, measurements, ratings and other numbers in this catalog and other printed materials provided at the dealership or affixed to vehicles are approximates based upon design and engineering drawings and prototypes and laboratory tests. Your vehicle may differ due to variations in manufacture and equipment. Since some information may have been updated since the time of printing, please check with your GMC dealer for complete details. GMC reserves the right to lengthen or shorten the model year for any product for any reason, or to start and end model years at different times. All competitive claims are based on GM Large Pickup segment and the latest information available at the time of printing.

FLEET ORDERS Some standard content may be deleted with fleet orders. See dealer for details.

ENGINES GMC products are equipped with engines produced by GM Powertrain or other suppliers to GM worldwide. The engines in GMC products may also be used in other GM makes and models.

GMC.COM See more of Sierra on our Web site: gmc.com/2014sierra. More photos and information; hot links to related subjects; convenient dealer locator; pricing guide, spec out your own vehicle. Or call 1-800-GMC-8782.

AN IMPORTANT NOTE ABOUT ALTERATIONS AND WARRANTIES Installations or alterations to the original equipment vehicle (or chassis) as distributed by General Motors are not covered by the General Motors New-Vehicle Limited Warranty. The special body company, assembler, equipment installer or upfitter is solely responsible for warranties on the body or equipment and any alterations (or any effect of the alterations) to any of the parts, components, systems or assemblies installed by GM. General Motors is not responsible for the safety or quality of design features, materials or workmanship of any alterations by such suppliers.

NEW-VEHICLE LIMITED WARRANTY All GMC light-duty vehicles come with a fully transferable, no-deductible 5-year/100,000-mile (whichever comes first) Powertrain Limited Warranty. GM vehicles registered in the U.S.A. are also covered for 3 years or 36,000 miles (whichever comes first). Coverage includes tires and towing to your nearest GMC dealership. Repairs will be made to correct any vehicle defect and most warranty repairs will be made at no charge. In addition, rust-through corrosion will be covered for 6 years or 100,000 miles (whichever comes first). See dealer for details.

ASSEMBLY GMC vehicles and their components are assembled or produced by different operating units of General Motors, its subsidiaries or suppliers to GM worldwide. We sometimes find it necessary to produce GMC vehicles with different or differently sourced components than originally scheduled. Since some options may be unavailable when your vehicle is assembled, we suggest that you verify that your vehicle includes the equipment you ordered or, if there are changes, that they are acceptable to you.

GMMOBILITY.COM (1-800-323-9935) GM Mobility offers financial assistance for eligible adaptive equipment to make automotive travel easier for persons with disabilities or special transportation needs. To learn more about special GM Mobility offers, visit gmmobility.com.

GMCARDMEMBERSERVICES.COM Did you know about the family of reward credit cards that can help you get a great deal on a new GM car, light-duty truck, SUV or crossover? With a GM reward card, you accrue earnings on every credit card purchase to use toward the purchase or lease of an eligible new GM vehicle. With three cards to choose from, you're sure to find one that suits you.

¹If you subscribe after your trial period, *subscriptions are continuous until you call SiriusXM to cancel.* See SiriusXM Customer Agreement for complete terms at siriusxm.com. Other fees and taxes will apply. All fees and programming subject to change. For more information about NavTraffic, visit siriusxm.com/navtraffic. XM satellite service is available only to those in the 48 contiguous USA and DC.

©2013 General Motors. All rights reserved. GM, the GM logo, GMC, the slogans, emblems, vehicle model names, vehicle body designs and other marks appearing in this catalog are the trademarks and/or service marks of General Motors, its subsidiaries, affiliates or licensors. Bose is a registered trademark of the Bose Corporation. iPod and iPhone are registered trademarks of Apple, Inc. Facebook is a registered trademark of Facebook, Inc. Twitter is a registered trademark of Twitter, Inc. YouTube is a registered trademark of Google, Inc. SiriusXM is a registered trademark of SiriusXM Satellite Radio.



VISIT US AT GMC.COM



FACEBOOK.COM/GMC



TWITTER.COM/THISISGMC



YOUTUBE.COM/GMC

146MCSRALD-25