

GMC

Jimmy



JIMMY *4-Door*

Jimmy looks rugged, even when its surroundings are anything but.

After spending years making Jimmy one of the most capable sport utility vehicles on the road, GMC's engineers and designers went about making it one of the boldest looking. Jimmy's new front end styling proves itself capable of turning heads even before Jimmy has a chance to demonstrate its other abilities. That's okay — you have 365 days a year for that.

Jimmy SLT 4-door 4X4 shown with available equipment.



JIMMY *Interior*

No matter what it's like outside, the forecast is always favourable in here.

We couldn't do anything about the weather, potholes or poor driving conditions. So we did everything we could to make Jimmy as comfortable and driver-friendly as possible, no matter what's going on outside. Settle into Jimmy SLT's leather seating surfaces and make the most of it.

Jimmy SLT seats with leather seating surfaces shown with optional equipment.



JIMMY

Instrument Panel

You never know what's around the corner. But that's okay, you can handle it.

Weather changes. The road ends. A rock falls. A car comes out of nowhere. Jimmy puts you in a position to handle it all, starting with a high seating position that gives you a commanding view of what's ahead. And that's not all that's commanding — from the feel of the steering wheel, to the clear legibility of the analogue gauges, Jimmy gives you all the tools to assume total control.

Jimmy also helps you handle the things you bring along with you, whether it's cans of pop, a laptop computer, or your favourite CD.



Dual Cupholders A floor console between the front seats includes two cupholders. There are also two cupholders in the rear.



Auxiliary Power Outlets Two electric power outlets are mounted on the instrument panel, allowing you to power electronic accessories.

Jimmy instrument panel shown with optional equipment.

JIMMY *2-Door*

It cuts quite a swath. And that's even before it's left the parking lot.

The restyled 2-door Jimmy is more than a little aggressive. And we're not just talking about the way it can handle a demanding road. We're talking about its aggressive styling that is more reminiscent of a flashy sport coupe than of a very capable sport utility.

Jimmy 2-Door SLS 4x4 shown with optional equipment.



NEW MULTI-FUNCTION COMPUTER

The new **Multi-function Computer** is one of the most sophisticated computer-controlled electronics system in vehicles today. It automatically monitors and controls these important systems so you don't have to. You'll never see this computer or be aware of it working, but you're certain to appreciate what it does for you:

- **Turn signal on warning chimes.** They chime each time the turn signal flashes after the vehicle has travelled for 1.2 km (3/4 mi.) or more, reminding you when your signal has been left on unintentionally.
- **Exit lighting.** It turns on interior lighting for 40 seconds when the ignition key is removed, to assist driver and passengers in exiting the vehicle.
- **Automatic headlamp control.** It turns headlights and tail lamps on automatically when sensors detect that it is getting dark outside.
- **Lock-out protection.** It prevents you from locking yourself out and leaving the key in the ignition. It does this by automatically disabling the available power door lock switch if the key is in the ignition, the ignition is turned off, and the driver's door is open.
- **PASSLock™ theft deterrent system.** It is designed to shut down the fuel injection system for 10 minutes if a would-be thief tries to hot wire the vehicle.
- **Battery run-down protection.** It shuts down courtesy, reading and map lights if they are left on for more than 20 minutes with the ignition off, to help prevent battery run-down.
- **Retained accessory power.** It allows power windows, radio and sunroof (if so equipped) to operate for 20 minutes after the ignition is turned off and the key is removed, or until a door is opened.
- **Service diagnostics.** They provide technicians with important information about the performance of various vehicle systems.

If a vehicle is equipped with Remote Keyless Entry System, additional multi-function computer features include:

- **Activation chirp.** If desired, the system will chirp to indicate that the doors have been successfully locked or unlocked.
- **Panic button on key fob.** When pressed, the vehicle's lights flash and the horn honks for up to two minutes in order to draw attention in the event of an emergency.

ELECTRIC SUNROOF

An optional electric sunroof is easy to operate with an express opening feature. The tilt-and-slide design includes a wind deflector and sun shade.



OVERHEAD CONSOLE

An overhead console includes three storage compartments, a compass with outside temperature read-out, light sensitive mirror and five overhead lamps. The console is standard with SLT trim and optional with SLS and SLE trim.

OVERHEAD MINI CONSOLE

Included with the optional sunroof, this mini console has some smart features such as a compass, out-side temperature display, and dual reading lamps.



HEATED FRONT SEATS

New-for-'98, Jimmy has available heated front leather bucket seats. The heat adjustment is conveniently located on the side of the seats with the lumbar controls.

READING LAMPS

Dual reading lamps mounted on the rearview mirrors are standard with SLS and SLE trim. For added convenience, they also activate when the doors are opened and incorporate a 15 second delay-off feature.



CLIMATE CONTROL

Standard air conditioning helps you keep your cool. The SLT model features Electronic Climate Controls as standard equipment.

SECURITY SHADE

A security shade for the cargo area (on most models) keeps your valuables out of sight and out of mind. Standard on all up-level 4-door models.



CARGO NET

A rear cargo net keeps objects from moving even when you are. Standard on all up-level models.

HEATED OUTSIDE MIRRORS

To overcome the presence of ice on the outside rearview mirrors, Jimmy offers heated mirrors as standard equipment on SLT models - optional on SLS and SLE.



NEW FAMILY OF SOUND SYSTEMS

Choose from a range of four premium sound systems, including a cassette or CD player.

It's wired so you don't have to be.

Jimmy's sophisticated electronics are designed to keep you calm, cool and collected. The calm is the result of all the features contained in the new Multi-function Computer that removes a number of small worries from your driving. The cool is the product of the standard air conditioning. The collected is how you will feel even after a lengthy session in traffic.

JIMMY *Versatility/Capability*

It's time to take a load off.

Isn't it reassuring to know that you can be as confident of Jimmy's loading capabilities as you are of its ability to handle the road. Jimmy is one very hearty hauler. It isn't just capable of hauling a lot, it's also capable of being easily loaded and unloaded.



FOLDING SEAT

The reclining split rear bench seat can be folded down to create additional cargo capacity and can carry oversized articles such as skis. The split bench seat is 60/40 on 4-door models, 50/50 on 2-door models.



LIFT GLASS/DROPGATE

The standard rear lift glass/dropgate is easy to open in tight situations.

INTEGRAL LIFTGATE

With 4-door Jimmy models, you can choose the standard lift glass/dropgate or opt for the no-charge optional liftgate with integral lift glass. It allows you to lift either the glass alone or the entire tailgate, for easier access to the rear compartment.



LUGGAGE CAPACITY

Jimmy offers enough luggage capacity so you don't have to leave anything behind. There is 2098 L (74.1 cu. ft.) of highly usable space with the rear seats folded down in a 4-door model.



ROOF RACK

An available roof rack increases your luggage capacity and complements Jimmy's styling.

While there's a lot that's new in Jimmy, our unwavering commitment to safety never changes.

Our engineers never stop searching for new and better ways to build a Jimmy. Nowhere is that commitment stronger than in the tireless pursuit of safety. This pursuit extends beyond the typical features, such as 4-wheel ABS disc brakes and air bags, to include front and rear crush zones that help absorb the energy of an impact.



COMFORT GUIDES

Safety belt comfort guides in the rear seats of Jimmy 4-door models are adjustable, helping position the belts comfortably for smaller passengers.



HOMELINK® TRANSMITTER

A three-channel Homelink® programmable transmitter is built into the overhead console. It activates up to three remote-controlled devices such as a garage door opener, for additional convenience and security. Homelink® is available on up-level models.



CHILD SECURITY LOCKS

Engaging the child security door locks prevents rear seat passengers from inadvertently opening rear doors from the inside on 4-door models.

NEXT GENERATION AIR BAGS

Standard Next Generation dual air bags deploy with reduced force and help reduce injury in certain moderate to severe frontal collisions. Air bags are most effective when safety belts are also used.



REMOTE KEYLESS ENTRY

An available Remote Keyless Entry system lets you lock or unlock doors and the rear lift glass from up to six metres (20 feet) away. It also turns on your interior lights for added security.

4-WHEEL DISC BRAKES WITH ABS

Talk about stopping power — every Jimmy includes 4-wheel disc brakes and standard 4-wheel anti-lock brake system (ABS) which is designed to help you maintain steering control when braking — even on most slippery surfaces.



PASSLock™

PASSLock™ theft deterrent system shuts down the fuel injection system for 10 minutes if a would-be thief tries to hot-wire the vehicle.



RIDING HIGH

Jimmy's high seating position helps you see what's ahead long before you would in a car. This not only increases your visibility, it also enhances your sense of control.



DOOR BEAMS

Structural side-guard door beams are designed to help prevent intrusions into the passenger compartment during certain side impacts.

Even Jimmy's engine coolant performs beyond the expected.

There is more to Jimmy's Vortec 4300 SFI V6 power than impressive torque and horsepower stats. Sure, you'll appreciate the effortless power the engine delivers even when you're hauling a substantial load. But you'll also appreciate the reduced maintenance (at left) that includes long-life engine coolant that lasts five years or 240,000 km under normal conditions*.

*See your Owner's Manual for recommended service intervals for other than normal use.



TRAILERING

Jimmy trailering-related standard equipment includes power steering, power disc brakes with ABS, 100-amp alternator, front and rear stabilizer bars and a 6-wire trailering harness. The trailering charts below will help you determine how to best equip your Jimmy for your towing requirements. NOTE: maximum gross trailer weight includes all occupants except the driver and one passenger, equipment and cargo in the vehicle, plus any cargo in the trailer. Please read the trailering "Caution" below before trailering with your new vehicle.

TRAILERING WITH JIMMY – BALL HITCH						
ENGINE/TRANS.	Vortec 4300 SFI V6/Automatic			Vortec 4300 SFI V6/Manual (2-door only)		
MODEL	Max. Trailer Weight kg (lb.)	Max. Tongue Load kg (lb.)	Required Axle Ratio	Max. Trailer Weight kg (lb.)	Max. Tongue Load kg (lb.)	Required Axle Ratio
2WD	2041 (4500)	249 (550)	3.08	1814 (4000)	227 (500)	3.42
	2495 (5500)	295 (650)	3.42			
4x4	1814 (4000)	227 (500)	3.08	1588 (3500)	204 (450)	3.42
	2268 (5000)	272 (600)	3.42			
	2268 (5000)	272 (600)	3.73			

NOTE: Any Jimmy can tow a 1588 kg (3500 lb.) trailer without special equipment. • Jimmys towing trailers over 1588 kg (3500 lb.) require optional special trailering equipment (Opt. 282), which includes a weight-distributing hitch platform and an 8-wire trailer wiring harness.

GROSS COMBINATION WEIGHT RATINGS (GCWR)

USE GCWRs TO DETERMINE ENGINE, TRANSMISSION AND REAR AXLE RATIOS. Perhaps you prefer to use Gross Combination Weight Ratings (GCWRs) to determine the engine and rear axle ratio you will require to tow a specific trailer with your GMC Jimmy. The chart below shows you the maximum allowable GCWR based on all the available Jimmy rear axle ratios. The GCWR includes the total loaded weight of both the Jimmy and the trailer.

GCWR kg (lb.)		3629 (8000)	3856 (8500)	4309 (9500)	4309 (9500)
Engine	Transmission	Rear Axle Ratio			
Vortec 4300 SFI V6	Automatic		3.08	3.42	3.73
Vortec 4300 SFI V6 (2-door only)	Manual	3.42			

CAUTION: If you don't use the correct equipment and drive properly, you can lose control of your vehicle when you pull a trailer. For example, if the trailer is too heavy, your vehicle brakes may not work well – if at all. Your vehicle passengers and you could also be seriously injured. Pull a trailer only after you have taken all of the following steps.

Trailering Brakes. If your trailer weighs more than 454 kg (1000 lb.) loaded, then it must have its own adequate brakes. Be sure to read and follow the instructions for the trailer brake controller so that it is installed, adjusted and maintained properly.

Hitches. It's important to have the correct hitch equipment. Crosswinds, large trucks going by and rough roads are just a few of the reasons why you'll need the right hitch. Here are some rules to follow:

- Be sure to use a frame-mounted, weight-distributing hitch and sway control of the proper size when towing a trailer with a Jimmy if the loaded trailer will weigh more than 1588 kg (3500 lb.). This equipment is very important for proper vehicle loading and good handling when you're driving.

NOTE: The safety steps described here are by no means the only precautions to be taken when trailering. See the Owner's Manual for the new GMC of your choice for additional guidelines and trailering tips.

LESS MAINTENANCE

Jimmys are built to be durable year in and year out. In fact, Jimmys are so durable, they require less maintenance. That not only translates into fewer trips for service - it also saves you money.

- The **spark plug wires** are expected to last 160,000 km.† Even the **spark plugs** are platinum-tipped for extended life.
- **Ignition timing** is controlled by the Powertrain Control Module (PCM) and is factory set to eliminate the need for frequent adjustment.
- New Long-Life **DEX-COOL™ engine coolant** extends the coolant change interval to 5 years/240,000 km.†
- **Dexron® - III** automatic transmission fluid only needs replacing at 80,000 km.†
- **Transparent** engine coolant, brake fluid and windshield washer fluid reservoirs allow easy visual level checks. The coloured lettering on the caps of the fluid reservoirs helps avoid filling with an incorrect fluid.
- An **aluminized stainless steel exhaust system** is designed to resist corrosion for excellent durability.
- **Delco Freedom batteries** feature sealed side terminals to reduce power robbing corrosion.
- The **serpentine accessory drive belt** has a self-adjusting belt tensioner and is expected to last 160,000 km.†
- The **Vehicle Control Module** is designed to capture and process an increased variety of functions which increases the system's reliability and provides more data for increased diagnostic capability.

† Under normal conditions.

PUSH-BUTTON 4-WHEEL DRIVE

In 4x4 models, instrument panel mounted electric shift controls allow you to engage Insta-Trac™ 4x4 traction at the push of a button.



VORTEC 4300 SFI V6

Jimmy's standard Vortec 4300 is the largest displacement V6 engine in its class. It generates 190 horsepower at 4400 rpm and 250 lb.-ft. of torque at 2800 rpm.



SUSPENSION SYSTEMS

Select the suspension system that is designed specifically for the ride characteristics you prefer and the types of terrain you typically encounter. There are three suspension packages to choose from on 4x4s and three on 2WD models.

2-DOOR JIMMY

Description (Opt. Code)	AVAILABILITY	TIRE SIZE	SHOCK SIZE (mm)	STABILIZER F/R Dia. (mm)
Smooth Ride (Z83)	0 – 2WD	P205/75R-15 ¹	32	33/23
	S – 4x4	P205/75R-15 ¹	32	33/23
Touring Ride (Z85)	S – 2WD	P235/70R-15 ¹	46 ⁵	33/23
	0 – 4x4	P235/70R15 ^{1,2}	F46/R36	33/26
Off Road (ZM6)	0 – 4x4	P235/75R-15 ⁴	46 ⁵	33/23

- S – Standard 0 – Optional
- 1 – All season belted highway radial ply tires.
- 2 – P235/75R on-/off-road steel belted radial ply tires optional.
- 3 – de Carbon charged monotube shock absorbers.
- 4 – On- off-road steel belted radial ply tires.
- 5 – Bilstein high-pressure gas charged monotube shock absorbers.

NOTE: Tire chains should not be used on a Jimmy 4x4 equipped with P235/70R-15 or P235/75R-15 tires because they cause damage to the vehicle.

4-DOOR JIMMY

RPO-Description	AVAILABILITY	TIRE SIZE	SHOCK SIZE (mm)	STABILIZER F/R Dia. (mm)
Smooth Ride (ZQ1)	S – 2WD/4x4	P205/75R-15 ¹	32	33/23
Premium Ride (ZW7)	0 – 2WD	P235/70R-15 ¹	46 ⁵	33/23
	0 – 4x4	P235/70R-15 ¹	F46/R36	33/23
Touring Ride (Z85)	0 – 2WD	P235/70R-15 ¹	46 ⁵	33/23
	0 – 4x4	P235/70R-15 ^{1,2}	F46/R36	33/26


SMOOTH RIDE SUSPENSION

Jimmy's Smooth Suspension gives you a comfortable car-like ride that is ideal for everyday driving, mostly on paved roads. This suspension is standard on Jimmy 2-door 4x4s and most 4-door models, and is available on other models.



PREMIUM RIDE SUSPENSION

The extremely smooth and refined ride provided by the Premium Ride Suspension will remind you of a luxury sedan. This suspension is available on all Jimmy 4-door models.



TOURING RIDE SUSPENSION

The firm ride and crisp handling of this suspension package offers the feel and responsiveness typically associated with performance cars, only without the harshness. This suspension is standard on Jimmy 2-door 2WD models and available on others.



4x4 OFF-ROAD SUSPENSION

The rugged, heavy duty 4x4 Off-Road Suspension is designed for maximum cargo trailering and serious off-roading capabilities. Available on 2-door Jimmy 4x4s, this package includes extra-large 46mm Bilstein high-pressure gas-charged shocks for exceptional control.

We build Jimmys to be as distinct and individual as the people who drive them. Jimmy comes in two body styles — two-door and four-door. It comes with two-wheel drive (2WD) or available four-wheel drive (4x4). And it comes in a variety of trim levels — SL, SLS, SLE and SLT. These trim levels offer different decor packages — that is, different grilles, wheels, suspensions, mouldings, seats, upholstery and additional equipment.



SL The Jimmy 4-door 4x4 SL, with standard high back bucket seats. Shown with available equipment. Even the standard SL has high standards: composite headlamps, air conditioning, full interior carpeting, power steering, electronic four-speed automatic transmission, electronic push-button transfer case (on 4x4 models), tachometer and intermittent washer/wipers are included.



SLS The Jimmy 2-door 4x4 SLS, with standard Custom Cloth bucket seats. Shown with available equipment. Beyond SL equipment, the SLS 4x4 features cast aluminum wheels, power windows and door locks, electrically controlled outside mirrors, Tilt-Wheel™, speed control and more.



SLE The Jimmy 4-door 4x4 with the SLE Appearance Package and Premium Cloth bucket seats. Shown with available equipment. Beyond SLS equipment, the SLE features a chrome grille and brushed chrome front bumper rub strip and body coloured lower bodyside mouldings with brushed chrome insert.



SLT The Jimmy 4-door 4x4 with SLT standard high back bucket seats with leather seating surfaces. Shown with available equipment. Beyond SLE equipment, the SLT features six-way power driver's seat, Remote Keyless Entry, overhead console, compact disc player, fog lamps and more.

2-WHEEL DRIVE WHEELS



Steel, painted gray metallic with bright trim rings. Standard on SL.



Aluminum, painted argent with gray vent pockets. Standard on SLS. Optional on SL.



Cast Aluminum, painted argent with gray vent pockets. Standard on SLE and SLT.


4-WHEEL DRIVE WHEELS



Steel, painted gray metallic with bright trim rings. Standard on SL.



Cast Aluminum, sparkle silver. Standard on SLS and SLE. Optional on SL.



Aluminum, with machined finish. Available on SLE. Standard on SLT.

JIMMY MODEL SELECTOR

MODEL	WHEELBASE mm (in.)	OVERALL LENGTH mm (in.)	DRIVE	MAX. CARGO SPACE ¹ L (cu. ft.)	STD. GVWR kg (lb.)	MAX. PAYLOAD kg (lb.)
2-Door	2553 (100.5)	4503 (177.3)	2WD	1894 (66.9)	2019 (4450)	373 (822)
2-Door	2553 (100.5)	4503 (177.3)	4x4	1894 (66.9)	2200 (4850)	355 (784)
4-Door	2718 (107.0)	4668 (183.8)	2WD	2098 (74.1)	2268 (5000)	471 (1039)
4-Door	2718 (107.0)	4668 (183.8)	4x4	2098 (74.1)	2427 (5350)	588 (1297)

1 - With rear seat folded down. NOTE: Gross vehicle weight rating (GVWR) includes vehicle, passengers, equipment and cargo. *Payloads are approximate and will change with the addition of optional or aftermarket equipment. Consult your dealer or equipment supplier for details.

TRIM LEVEL	SL	SLS	SLE	SLT
	2 or 4 Door.		4-Door	
ORDERING CODE	ZE5	YC3	YC5	YC6
INTERIOR FEATURES				
AIR CONDITIONING Front	S	S	S	S
With Electronic Climate Control	N/A	N/A	N/A	S
CARGO TIE DOWNS Four	S	S	S	S
CONSOLE Floor console with transmission shift lever between front seats; includes dual cupholders, cassette trays and coin holders	S	S	S	S
Roof console with four reading lamps, storage compartments, compass and outside temperature readout	N/A	0	0	S
CONVENIENCE PACKAGES Tilt-Wheel™ and speed control	0	S	S	S
Electric tailgate release rear wiper/washer and rear window defogger	S	S	S	S
Power door locks, windows and outside rearview mirrors	0	S	S	S
DOOR PANELS Colour-keyed vinyl and cloth with map pockets	S	N/A	N/A	N/A
Colour-keyed cloth upper inserts with carpeted lower inserts and map pockets; coin holder in left hand door; padded arm rests with electric outside mirror and door lock switches	N/A	S	S	N/A
Colour-keyed simulated leather upper inserts with carpeted lower inserts and map pockets; padded arm rests with electric outside mirror and door lock switches	N/A	N/A	N/A	S
FLOOR COVERING Colour-keyed carpeting including rear compartment, colour-keyed carpeted front and rear mats	S	S	S	S
GAUGES Analogue with tachometer	S	S	S	S
HEADLAMP CONTROL Automatic and turn signal reminder	S	S	S	S
MIRROR Rearview with door activated dual reading lamps incorporating a 15 second delay-off feature. Light sensitive on SLT only.	N/A	S	S	S
NET Convenience net in cargo area	N/A	S	S	S
POWER OUTLETS Two auxiliary	N/A	S	S	S
SECURITY SHADE Cargo - 2 - door 4x4 (N/A 2WD)	N/A	0	N/A	N/A
- 4 door models	N/A	S	S	S
STEERING WHEEL Deluxe, 4-spoke black	S	N/A	N/A	N/A
Leather-wrapped, 4-spoke black	N/A	S	S	S
SUNSHADES LH and RH padded; colour-keyed with RH mirror and LH storage strap, single blade design	S	N/A	N/A	N/A
LH and RH padded; colour-keyed with extenders and illuminated RH and LH vanity mirrors, dual blade design	N/A	S	S	S

TRIM LEVEL	SL	SLS	SLE	SLT
	2 or 4 Door.		4-Door	
ORDERING CODE	ZE5	YC3	YC5	YC6
EXTERIOR FEATURES				
BUMPERS Front and rear painted body colour with matching end caps and air dam (air dam with SL is painted Steel Gray Met.)	S	S	N/A	N/A
Front and rear painted body colour	N/A	N/A	S	S
CARRIER Roof luggage; painted black	0	S	S	S
FOG LAMPS	N/A	0*	0*	S
FUEL CAP Tethered	S	S	S	S
GLASS Solar-Ray™, deep tinted rear quarter with light tint on other windows	S	N/A	N/A	N/A
Solar-Ray™ deep tinted rear quarter and rear glass with light tint on all other windows	N/A	S	S	S
GRILLE Body colour	S	S	N/A	N/A
Chrome	N/A	N/A	S	S
HARNESS 6-wire trailering	S	S	S	S
HEADLAMPS Composite	S	S	S	S
TAILGATE/LIFT GLASS	S	S	S	S
LIFTGATE With integral lift glass (4-door models only)	0	0	0	0
MIRRORS LH and RH, below eye-line fold-away painted black	S	N/A	N/A	N/A
Electric Remote Control	N/A	S	S	S
MOULDINGS Lower body colour bodyside mouldings with chrome inserts	N/A	N/A	S	S
SHIELD PACKAGE Under body (4x4)	0	0	0	0
SPARE TIRE/WHEEL 2-door, compact with steel wheel located inside left rear of vehicle	S	S	N/A	N/A
Outside rear mounted 2-door (4x4)	0	0	N/A	N/A
4-door: underbody, winch operated	S	S	S	S
STABILIZER BARS Front and rear	S	S	S	S
STRIPING Lower Sport striping	N/A	S	N/A	N/A
SUNROOF Electric tilt and sliding	0	0	0	0
TOW HOOKS Two front (4x4)	S	S	S	S
WHEELS 15" x 7", see page 19 for description and availability	S	S	S	S
WINDOWS Swing-out rear quarter (2-door models)	S	S	N/A	N/A

*Except 2-Door 4x4 models

TRIM LEVEL	SL	SLS	SLE	SLT
	2 or 4 Door.		4-Door	
ORDERING CODE	ZE5	YC3	YC5	YC6
SAFETY AND SECURITY FEATURES				
AIR BAGS Driver and front passenger-side	S	S	S	S
BRAKES 4-wheel disc brakes with 4-wheel anti-lock braking system (ABS)	S	S	S	S
Brake/transmission shift interlock	S	S	S	S
DOOR LOCKS Rear door, child-security - 4-door models	S	S	S	S
HEADLAMPS Daytime Running Lamps, automatic light control	S	S	S	S
ILLUMINATED ENTRY	N/A	S	S	S
KEYLESS ENTRY SYSTEM Remote	N/A	0	0	S
SAFETY BELTS Front seat height-adjusters (4-door models)	S	S	S	S
THEFT-DETERRENT SYSTEM PASSLock™	S	S	S	S

SEATS				
2-door models: reclining driver and passenger, high back buckets with manual lumbar support and folding seat backs and easy entry feature on passenger side; 50/50 two-passenger rear folding split bench	S	S	N/A	N/A
4-door models: high back reclining bucket seats with manual lumbar supports and 60/40 three-passenger rear folding split bench	S	S	S	N/A
Custom leather high back buckets with reclining 6-way power driver's seat and power lumbar adjusters for driver and passenger and 60/40 three-passenger rear folding split bench	N/A	N/A	N/A	S

SOUND SYSTEMS				
AM/FM stereo with Seek/Scan and Digital clock. Includes 4 speakers.	S	N/A	N/A	N/A
AM/FM stereo radio with Seek/Scan, Stereo Cassette tape and Digital Clock. Includes 4 premium speakers.	0	N/A	N/A	N/A
AM/FM stereo radio with Seek/Scan, Stereo Cassette Tape with Search & Repeat, Digital Clock, Auto Tone Control, Theft Deterrent feature and Speed Compensated Volume. Includes 6 premium speakers.	0	S	S	0
AM/FM stereo with Seek/Scan, Compact Disc Player with Digital Clock, Auto Tone Control, Theft Deterrent feature and Speed Compensated Volume. Includes 6 premium speakers.	N/A	0	0	S

MECHANICAL FEATURES				
BRAKES Power, 4-wheel disc	S	S	S	S
ENGINE Vortec 4300 V6 with SFI Horsepower - 190 @ 4400 rpm Torque - 250 lb.-ft. @ 2800 rpm	S	S	S	S
ENGINE BLOCK HEATER	S	S	S	S
EXHAUST SYSTEM Aluminized stainless steel	S	S	S	S
STEERING Integral power, variable ratio	S	S	S	S
TRANSMISSION 4-speed electronically-controlled automatic with overdrive and 2nd gear start-up feature	S	S	S	S
TRANSFER CASE Electric shift (4x4 models)	S	S	S	S

S = Standard. 0 = Optional. N/A = Not Available. NOTE: The Jimmy trim features indicated reflect only a portion of the total content of each trim level. See your GMC dealer for complete listings.

PREFERRED EQUIPMENT GROUPS

These PEGs group popular options by trim level for your ordering convenience.

TRIM LEVEL	SL	SLS/SLE ¹	SLT		
	ALL MODELS	4-Door			
SELECT-A-UNIT CODES	1	2	3	4	5
PREFERRED EQUIPMENT GROUPS	1SA	1SB	1SC	1SD	1SE
OPTION DESCRIPTION					
Engine: Vortec 4300 SFI V6	X	X	X	X	X
Transmission: Automatic w/Overdrive	U	U	U	U	X
Smooth Ride Suspension (4-door models)	U				
Premium Ride Suspension (4-door models)		U	U	U	U
Smooth Ride Suspension (2-door, 4x4 models)	U				
Touring Suspension (2-door models)	U*	U	U	U	
Tires: P205/75R-15 ALS SBR B/W (4x4 2-door and both 4-door models)	U				
Tires: P235/70R-15 ALS SBR B/W (All other models)	U	U	U	U	U
Seats: High Back Reclining Front Buckets	X	X	X	X	
Seats: Leather High Back Front Buckets					U
Carrier: Roof Luggage		X	S	S	S
Convenience Package: Power Door Locks, Windows and Mirrors		X	S	S	S
Convenience Package: Tilt-Wheel™ & Speed Control		X	S	S	S
Radio: AM/FM Stereo with Seek/Scan & Digital Clock	U				
Radio: AM/FM Stereo with Seek/Scan, Stereo Cassette Tape and Digital Clock		U			
Radio: AM /FM Stereo w/Seek-Scan, Cassette Tape with Search & Repeat & Digital Clock, Auto Tone Control, Theft Deterrent feature and Speed Compensated Volume			U	U	
Radio: AM/FM stereo with Seek/Scan, Cassette Tape, Compact Disc Player, Auto Tone Control, Theft Deterrent feature, Speed Compensated Volume and Digital Clock					U
Console: Interior Roof				X	S
Keyless Entry: Remote				X	S
Seat Adjuster: Driver, 6-Way Power				X	S
Air Dam With Fog Lamps					X

X - Option included in Select-A-Unit and Cannot Be Deleted.

U - Option included in Select-A-Unit and May Be Deleted if Substitute Option is Specified.

S - Standard.

* 2WD only

† Note: The SLE Decor Package (YC5) is available on 4-door SLS models. It includes all of the Standard Features on SLS Models except: Deletes standard lower sport striping and front door nameplates. Includes body colour lower bodyside mouldings with brushed chrome insert, incorporating the GMC "JIMMY" embossment on the front doors, B-pillar "SLE" nameplate, chrome grille.



GMC and you.

General Motors of Canada is committed to making your GMC ownership experience as exceptional and satisfying as the vehicle itself. At General Motors of Canada, we know that selecting a new truck is a serious process. In this brochure, we've endeavoured to provide you with essential information about Jimmy to help you make an intelligent, informed choice. To learn even more about its many

features and benefits, please visit our web site at:

www.gmcanada.com™

or call our **CUSTOMER COMMUNICATION CENTRE** at **1-800-263-3777**

or **1-800-263-7854** (French) (TTY users, **1-800-263-3830**).

GM TOTAL WARRANTY Every new GM car and light-duty truck is backed by the GM TOTAL™ Warranty 3 years/60,000 km (whichever comes first) which covers complete vehicle repairs, including parts and labour, to correct any defects in material or workmanship occurring during the warranty period. The GM TOTAL™ Warranty requires no deductible. Tires are included. Warranty features include towing, no-charge warranty transfer, 6-year/160,000 km (whichever comes first) corrosion perforation coverage and 8-year/130,000 km (whichever comes first) coverage on catalytic convertors and powertrain control modules (PCM). Regular maintenance is not included. Application of additional rust-inhibiting materials is not required under the corrosion coverage and none is recommended. See your dealer for terms of this limited warranty.

GM Roadside ASSISTANCE When you drive away in your new 1998 GM car or light-duty truck, the security and convenience of round-the-clock Roadside Assistance is available via a toll-free number usable anywhere in Canada or the United States. During the warranty period, whenever a problem may occur, your Roadside Service Advisor is just a phone call away. Whether it's lock-out assistance, a jump start, a flat tire change, fuel delivery or towing assistance, simply call 1-800-268-6800 and we'll be there to assist you without charge. See your dealer for details.

GM Courtesy Transportation Your GM dealer may offer courtesy transportation while your 1998 GM vehicle is serviced at your GM dealership for repairs covered under the 3 year/60,000 km GM TOTAL™ Warranty. See your GM dealer for full details.

GMAC FINANCIAL SERVICES General Motors Acceptance Corporation of Canada Limited (GMAC for short) is a General Motors division that was created specifically to assist GM Dealers in marketing new vehicles to qualified GM customers. You can arrange GMAC financing right in your GM dealer's showroom, and the terms of your arrangement can be tailored to fit your particular needs. It's a convenient, flexible alternative to a conventional bank loan.

GM SMARTLEASE GM SMARTLEASE is administered by GMAC as an alternative to traditional financing. Qualified SMARTLEASE customers pay for the portion of the vehicle that is used, rather than paying for the entire vehicle as with traditional financing. Consider these SMARTLEASE benefits: Affordable monthly payments, drive more vehicle for your money, drive a new vehicle more often, limited maintenance and repair expense, no resale risks or trade-in hassles and a guaranteed option-to-purchase price when your lease ends. Most importantly, there are no surprises with SMARTLEASE. Leasing doesn't have to be a mystery. See your GM dealer about the benefits of SMARTLEASE. Or call 1-800-32-SMART.

GM The GM Card **Start your dream rolling with The GM Card*.** With the GM Visa* Card, your dream of owning a new GM car or truck can quickly become a reality. Every time you make a purchase using The GM Card, you earn 5% of that purchase which you can apply towards the purchase price or lease down payment of your next eligible new GM vehicle**. Earn up to \$3,500† without having to do anything other than charge your usual purchases to your GM Visa Card.

What's more, there is no annual fee. To receive an application or for full terms and conditions, please see your local GM Dealer, TD Bank branch or call 1-800-GM-DRIVE.

*Registered Trademark of General Motors Corporation, TD Bank licensed user.
 *TD and GM are licensed users of Marks. **See the GM Card Program Rules for limitations and details.
 † See your dealer for vehicle eligibility.
 ‡ Earn up to \$500 per Cardholder Year, for a maximum of \$3,500 over the most recent 7 consecutive years.

GM MOBILITY PROGRAM If you or your passenger(s) have a physical disability which prevents you from driving or riding in a factory-equipped vehicle, find out about the GM Mobility Program for Persons with Disabilities. You may be eligible for reimbursement of up to \$1000 (GST included) for adaptive equipment you may require for your 1998 GM vehicle. Your GM dealer can also set up complete GMAC financing for you. (SMARTLEASE not eligible.) Beyond that, your GM dealer can provide you with lists of qualified driver assessment centres and mobility equipment installers. Call this toll-free number for more information: 1-800-GM-DRIVE (TTY users, 1-800-263-3830).

GM Graduate Program Get \$750 (GST included) off. If you're a recent graduate from a recognized college or university, you may qualify for \$750 (GST included) off on the purchase or lease down payment of the new GM vehicle of your choice. Anyone graduating from a 3-year university degree program, a 2-year college program or, in Quebec, a 3-year CEGEP D.E.C. (Technique) program between May 1, 1995 and December 31, 1998 can take part. To get credit for your degree, see your GM dealer for full details.

GM Protection Plan GMPP coverage provides you with "Peace of Mind" protection from repair costs (parts and labour), as well as many associated expenses that may occur to your vehicle beyond the GM TOTAL™ Warranty period. Whether you're purchasing or leasing your GM vehicle, there's a GMPP coverage level and plan term to suit your budget and driving needs. Be sure to ask your GM dealer about the many benefits you receive through your purchase of the General Motors Protection Plan. There are other extended service plans in the marketplace, but GMPP is the only Extended Service Plan backed by the resources and commitment of General Motors.

GM Parts If you want more than factory-installed options for your vehicle, ask your Sales Consultant about GM Accessories. Your GM dealer can supply and install quality parts and accessories engineered for all GM vehicles at competitive prices. When installed at the time of purchase, GM provides GM TOTAL™ Warranty coverage for all dealer-installed GM Accessories.

GM Goodwrench Service Buying a new vehicle is one of the most important decisions you can make. Naturally, you want to get the best possible value from your purchase. That's why regular maintenance is essential. It helps your vehicle last longer, run better and safer, with better fuel economy. What is more important it also enhances your resale or trade-in value. So you end up getting a greater return on your investment.

Fitting routine maintenance into your busy schedule need not be difficult. Now, GM Goodwrench Service makes it easier, with one-stop shopping for all your routine maintenance needs. You need no appointment for a lube, oil and filter, done in 29 minutes or the next one is free. As well, GM trained technicians will efficiently take care of everything from brakes, exhaust, shocks and struts to tire rotation and tune-ups using only quality GM parts. The job is done right the first time with up front competitive prices.

Whenever you see the GM Goodwrench Service sign, you know you've come to a convenient place you can trust for all your routine maintenance service. GM Goodwrench Service is available at authorized participating GM Dealers.

GM Customer Satisfaction It's good to know, when you travel long distances, that there are hundreds of GM dealers in Canada, each one ready to provide you with professional service and genuine GM parts. You can phone the GM Customer Communication Centre toll-free at 1-800-263-3777 (English) or 1-800-263-7854 (French) (TTY users, 1-800-263-3830) to talk with trained representatives regarding any General Motors product or service. The Centre is open Monday through Friday, 7:30 a.m. to 11:30 p.m., EST.

A Word About This Brochure This brochure is based on the latest information at the time of printing. General Motors of Canada Limited reserves the right to make changes at any time, without notice, to specifications, equipment, colours, models, availability, programs and services. Your GMC dealer is the best source for up-to-date information.

A Word About Assembly GMCs are equipped with engines and components produced and assembled by different operating units of General Motors, its subsidiaries and suppliers and these engines and components may change or be obtained from different sources from time to time. All such engines and components are approved for use in GMC Trucks. Certain equipment ordered may be unavailable at the time of assembly and we suggest that you verify that your vehicle includes the equipment you ordered, or if there are changes, that they are acceptable to you.

Please Note: Instruments shown throughout this brochure are metric in Canada.

General Motors, GM, the GM emblem, GMC, GMC Truck, the GMC logo, Sierra, Sonoma, Jimmy, Yukon, Safari, Savana, Suburban, Delco, Vortec, Tilt-Wheel, Insta-Trac, Autotrac and the TOTAL Warranty are all trademarks of General Motors Corporation and/or General Motors of Canada Limited.

GMAC and SMARTLEASE are trademarks of the General Motors Acceptance Corporation.

PASSLock is a registered trademark of the Delco Electronics Corporation.

Printed in Canada, September 1997.

© General Motors of Canada Limited

JIMMY

Colours and Trim

COLOURS



11 – Pewter Metallic



41 – Onyx Black



43 – Emerald Green Metallic



50 – Summit White



65 – Smoky Caramel Metallic



69 – Copper Metallic




72 – Apple Red



94 – Cherry Red Metallic

FABRICS



Custom Cloth



Premium Cloth



Custom Leather

TWO-TONE OPTION

Exterior/interior colour availability varies by model and two-tone paints chosen. See your GMC dealer for details.

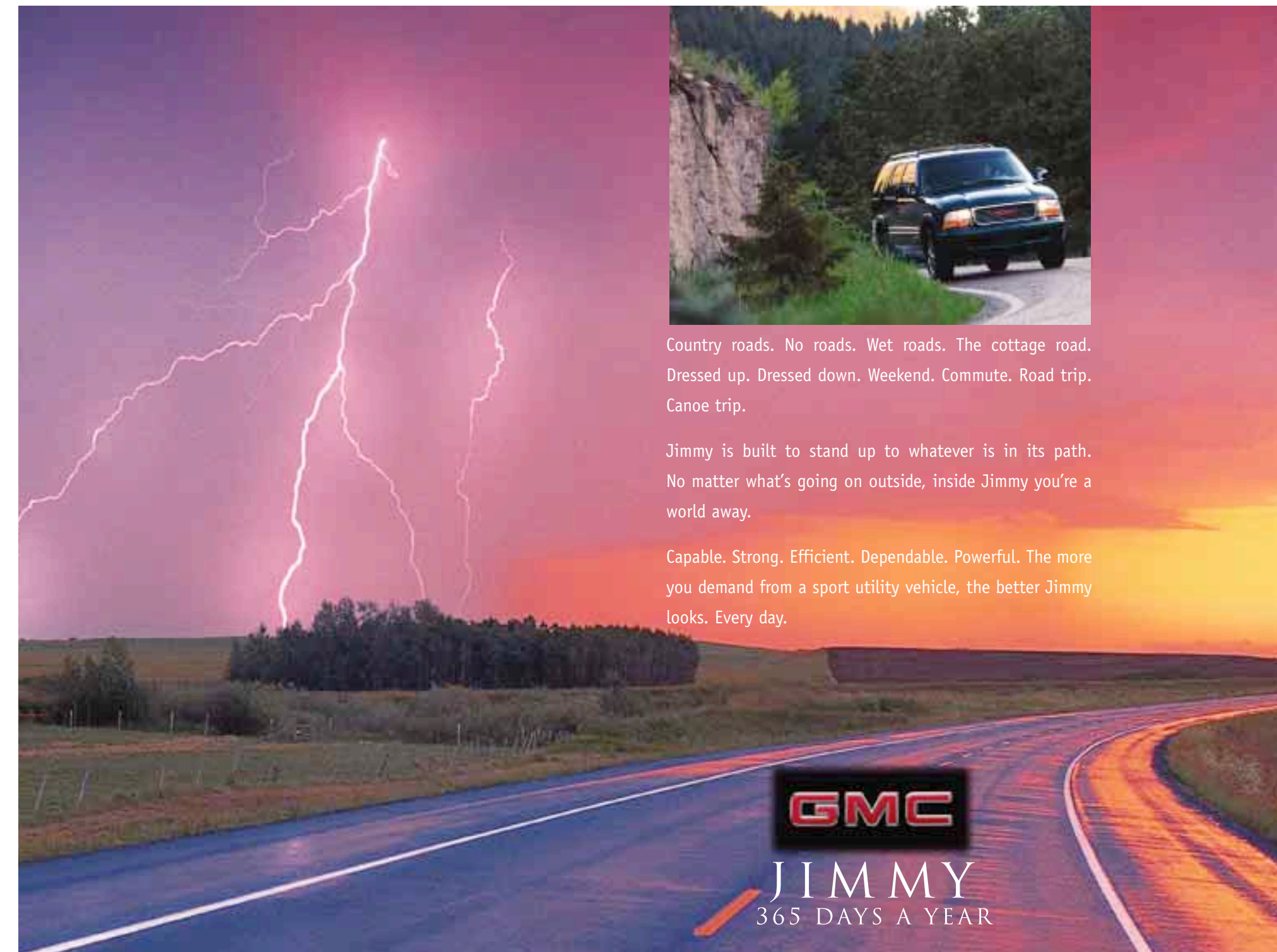


Conventional two-tone (ZY2). Available on SLE and SLT models only.

COLOUR AND TRIM AVAILABILITY

The colour bars shown are not intended to reflect the actual interior colours. Refer to FABRICS at left for more accurate information.

EXTERIOR	INTERIOR	INTERIOR		
		GRAPHITE	BEIGE	PEWTER
11 PEWTER METALLIC		X	X	X
41 ONYX BLACK		X	X	X
43 EMERALD GREEN METALLIC		X	X	X
50 SUMMIT WHITE		X	X	X
65 SMOKY CARAMEL METALLIC		X	X	X
69 COPPER METALLIC		X	X	X
72 APPLE RED		X	X	X
94 CHERRY RED METALLIC		X	X	X



Country roads. No roads. Wet roads. The cottage road. Dressed up. Dressed down. Weekend. Commute. Road trip. Canoe trip.

Jimmy is built to stand up to whatever is in its path. No matter what's going on outside, inside Jimmy you're a world away.

Capable. Strong. Efficient. Dependable. Powerful. The more you demand from a sport utility vehicle, the better Jimmy looks. Every day.

GMC

JIMMY
365 DAYS A YEAR



365 DAYS A YEAR

Jimmy