

GMC

TRUCK

K-JIMMY



GMC

TRUCK

A truck you can live with

Street Smart ... or Rough and Ready!

The beauty of GMC K-Jimmy is its dual personality. In handsome Sierra or Sierra Classic trim, K-Jimmy wheels about town in head-turning style. Full-size K-Jimmy gives you a full measure of space, workability, and load-carrying capacity that you just can't get in smaller station wagons or compact utility trucks.

Beneath the glossy exterior there's a tough sport utility truck with power and 4-WD traction for rough going and heavy towing (see page 6 for trailering information). Manual-locking front hubs are standard. If you encounter few heavy-duty low-traction situations, you may wish to ask your GMC Dealer about K-Jimmy's convenient optional automatic 4-WD system that lets you lock the front hubs without leaving the cab. Standard steel-belted radial-ply All Seasons tires eliminate the need for snow tires in most localities.

V8 gasoline and diesel engines pack plenty of power and performance for 4-WD K-Jimmy. In '86 gasoline engines feature new alternator belts and other improvements described on page 5.

COMMITMENT PLUS QUALITY GMC TRUCKS

Commitment Plus is one of the most complete joint sales and service customer satisfaction program available on light-duty trucks today. It offers the following benefits:

- a thorough new-vehicle inspection
- one full tank of fuel
- complimentary 1000-mile inspection
- complimentary 3000-mile maintenance service including oil change and filter at no extra charge.

GMC Truck and GMC Dealerships are truly committed to making GMC Light Duty Trucks easy to live with. Our customers' total satisfaction is indeed our goal!

Applies to retail sales only.



Sierra Classic interior with new-style bucket seats upholstered in custom velour cloth



Manual or Automatic 4-WD — The choice is yours. For serious 4-wheeling fun or heavy work, you can depend upon K-Jimmy's standard manual-locking front hubs. For lighter usage, you may prefer the convenience of available automatic-locking hubs.

Sierra Classic K-Jimmy with special two-tone paint scheme and other available equipment. Tires are supplied by various manufacturers.



Sierra Trim — Standard Elegance

Step into Sierra K-Jimmy and marvel at the standard luxury features. Padded instrument panel, padded sun visors, door trim panels, and grained vinyl seat upholstery are coordinated in Blue or Saddle tan. As an alternate you may select available custom pigskin-grained vinyl seat fabric, in which case a center console and color-keyed carpeting are included. Insulation is strategically placed to help control temperature and sound. (See back cover for more standard and available equipment.)

New-Design Front Bucket Seats

For '86 back-seat passengers will enjoy more footroom thanks to new-design front bucket seats. The new seats, in cloth or vinyl, have folding backrests; recliner is included in Sierra Classic applications. The passenger seat slides forward to make entering the rear compartment much easier than in most competitive sport utility trucks.



Sierra Classic Available Trim

This top-level package offers a choice of Blue, Saddle Tan, Burgundy, or Slate Gray for the custom vinyl or custom velour cloth upholstery and coordinated interior trim. A center console and front floor carpeting are included. The entire floor is carpeted when the available rear seat is ordered. Also included are a deluxe instrument panel with needle-gage instruments, custom steering wheel, and headliner. Doors have full trim panels, padded armrests, map pockets, and assist straps. Rear sidewalls are trimmed.

Sierra Classic exterior has dual headlamps and bright-trimmed grille. Bright moldings embellish the body sides and rear, windshield, wheel opening, side quarter windows, front side marker lamps, and taillamps. K-Jimmy and Sierra Classic ... impressive performance ... distinctive appearance!



Sierra Classic interior features new-style bucket seats with reclining seat backs. Shown with custom velour cloth trim.



Sierra Classic interior with available 3-passenger folding rear bench seat and custom velour cloth seat trim

GMC TRUCK

K-JIMMY

Manual or Automatic Locking Front Hubs

You'll appreciate the dependability of standard free-running, manual-locking front hubs, especially for heavy work like snowplowing. And, in such cases, we recommend our available heavy-duty front spring package which includes heavy-duty front and rear shocks. For less strenuous activities, you may prefer available automatic hub locks which permit no-stop shifting into 4-WD at speeds up to 25 mph. Ask your GMC Dealer which 4-WD system is best for your K-Jimmy.

Double-Wall Construction adds solidity to hood, cowl, front fenders, doors, rear side panels, and tailgate.

Rugged Carbon Steel Frame with drop-center design provides low vehicle entry height. Minimum chassis ground clearance is 6.9" with standard equipment.

Rear Suspension With Two-Stage Multileaf Springs that firm up as the load increases. Counter-angled shock absorbers help control brake and power hop for smooth stops and starts.




Power Flow-Through Ventilation, a standard comfort feature. Outside air enters through a cowl-integrated plenum chamber when the heater fan is on, circulates through the cab, exiting through front door vents.

Brake System Computer-Matched to vehicle gross weight rating includes power-assisted front disc brakes and finned rear drum brakes.


Delco Freedom II Battery (two with diesel) never requires the addition of water; has a built-in charge indicator and corrosion-resistant terminals.

Wet-Arm Windshield Washer/Wiper System is efficient, quiet-operating, features washer nozzles mounted on wiper arms for a precise spray of washer fluid.


K-Jimmy Fights Rust with an ongoing program using: special rust-resistant metals and coatings; electrically charged Elpo-Dip primer from cowl to rear of body; special sealers and weatherproofing in critical areas; aluminum wax preservatives applied to vulnerable inner areas; sprayed-on anti-chip coating on lower fender and body areas; thick finish coat of acrylic enamel for a lustrous surface.



Front Suspension includes leaf springs, stabilizer bar, and shock absorbers. For extra off-road stability, ask about available Front Quad Shock package with four 25-mm front shocks, two 32-mm rear shocks, and frame-mounted front-axle pinion nose bumper to help limit front-axle windup.



6.2 Liter V8 diesel engine



GASOLINE OR DIESEL POWER

6.2 Liter V8 Diesel Engine

Designed and manufactured specifically for trucks, the 6.2L V8 (not available in California) offers tough-towing, big-hauling power. Diesel models have standard power steering, power brakes, heavy-duty electrical and cooling systems and other rugged components.

5.0 Liter V8 Gasoline Engine With ESC

The standard gasoline engine for K-Jimmy, providing impressive acceleration and efficient operation (not available in California). An Electronic Spark Control (ESC) unit automatically adjusts spark advance to help eliminate spark knock.

5.7 Liter V8 Gasoline Engine

For California registration only. This 5.7 Liter (350 CID) V8 features a staged, 4-barrel carburetor plus many of the features found in a larger V8, such as: tough block design, double roller chain and sprocket camshaft drive and full-pressure lubrication system.

IMPROVEMENTS FOR '86 GASOLINE ENGINES

All gasoline engines are equipped with new-design generator drive belts that provide greater drive friction than former belts due to their greater area of contact with pulleys. Also, new crankshaft seals and oil pan gaskets are featured.

A WORD ABOUT ENGINES

GMC Trucks are equipped with engines produced at facilities operated by GM Car and Truck Groups, subsidiaries, or affiliated companies worldwide.

ENGINE TECHNICAL DATA

AVAILABILITY	ALL STATES EXCEPT CALIFORNIA		CALIFORNIA ONLY
Displacement/Type	5.0 Liter V8 w/ESC	6.2 Liter V8 Diesel	5.7 Liter V8
Engine Ordering Code	LE9*	LHG	LS9
Bore & Stroke, in	3.74 x 3.48	3.98 x 3.82	4.0 x 3.48
Compression Ratio	9.2:1	21.3:1	8.2:1
SAE Net HP @ RPM	160 @ 4400	130 @ 3600	165 @ 3000
SAE Net Torque Lbf/ft @ RPM	235 @ 2000	240 @ 2000	275 @ 1600

ESC = Electronic Spark Control
 * Produced by GM, Chevrolet-Pontiac-Canada Group

GMC

TRUCK

QUALITY OPTIONS



For towing and going it's hard to beat a properly equipped GMC K-Jimmy! Tires are supplied by various manufacturers.

Sierra and Sierra Classic K-Jimmy are outstandingly handsome vehicles equipped with all the necessities for your driving pleasure over the long haul. However, you may wish to add a dealer-installed roof luggage carrier or some of the available equipment pictured on this page. Other available equipment is listed on page 5 and in the chart on the back cover.

TRAILERING INFORMATION

Properly equipped, a gasoline-powered K-Jimmy can move up to 11,000 lb — that includes everything going down the road (truck, passengers, cargo, equipment, trailer). GMC offers a heavy-duty Trailing Special Equipment package that includes: a 6000-lb weight-distributing platform hitch (without ball) with a maximum 750-lb tongue load; 7-wire trailer harness; engine-oil cooler on gasoline models; and a heavy-duty 66-amp Delcotron generator for gasoline models. The chart below shows some of powertrain requirements as well as the Gross Combination Weight Rating (GCWR) obtained with this equipment. For complete details, ask your GMC Dealer for a 1986 Trailing Guide.

MODEL SERIES	K-1500 JIMMY		
GCWR, LB*	11,000	10,000	11,000
GROSS TRAILER WT, LB	6,000	4,000	6,000
AXLE RATIO	3.73:1	3.42:1	3.73:1
ENGINE	LE9 5.0 Liter V8 Gasoline	LH6 6.2 Liter V8 Diesel	LH8 6.2 Liter V8 Diesel
TRANSMISSION	4-Speed Automatic Overdrive		

* Gross Combination Weight Rating with selected engine and rear axle ratios. Refer to the 1986 GMC Trailing Guide for further information.



Comfortilt steering wheel



Delco radios including an AM/FM stereo electronic-tuned radio with seek/scan feature, cassette tape, and clock



Air conditioning



Quartz electric clock



Electronic automatic speed control and intermittent windshield wipers (controls on multifunction switch)



Power windows and power door locks



Below-eye-line stainless steel mirrors



Electric tailgate window control



Styled wheel



Standard solid color paint in Doeskin Tan with matching hardtop and cab roof (White or Black hardtop and cab roof also available)



Available Special Two-Tone in Light Blue/Frost White combination with Frost White hardtop and cab roof (Midnight Black hardtop and cab roof also available)



Available Exterior Decor package in Midnight Black/Apple Red combination

PAINT SCHEMES

Standard Solid Colors. Choice of 8 paint colors (see back cover) including new Steel Gray Metallic.

Available Special Two-Tone Scheme. Includes body side and rear moldings, bright wheel-opening moldings, bright side marker and taillamp trim. Secondary color applied below moldings.

Available Exterior Decor Package. Choose from 16 two-tone color combinations. Includes moldings and lamp trim in Special Two-Tone scheme plus dual-tone decal striping on body sides and across rear of vehicle. Secondary color applied on body sides and rear between striping and moldings; includes a stand-up hood ornament on gasoline models.

Removable Hardtop/Cab Roof Colors. Available in Frost White, Steel Gray, Midnight Black, Midnight Blue, Doeskin Tan, or Indian Bronze, depending upon solid or two-tone color selected. In most cases several choices are available. Consult your GMC Dealer for details.

DIMENSIONS

Rear Overhang, in	44.5
Front Tread, in	66.1
Rear Tread, in	63.0
Minimum Ground Clearance, in	6.9
Angle of Approach	24°
Ramp Breakover Angle	22°
Angle of Departure	26°
Load Area Width, in	— At Tailgate Opening 65.0 — At Floor 72.8 — Between Wheelhousings 50.8
Load Area Height, in	— At Tailgate Opening 37.5

TECHNICAL INFORMATION

MODEL TYPE	GASOLINE ENGINE		DIESEL ENGINE
DRIVE TYPE	4-wheel		
SERIES	K, 1500		
GROSS VEHICLE WEIGHT RATING (GV)	Standard 6100 Available —	6100	6200
ENGINE/TRANSMISSION AVAILABILITY			
5.0L V8/4-speed manual	standard (1)	—	—
5.0L V8/4-speed automatic overdrive	available (1)	—	—
5.7L V8/4-speed automatic overdrive	available (2)	—	—
6.2L V8/4-speed automatic overdrive	—	—	standard (1)
FRONT SUSPENSION			
Capacity (lb)	Salisbury axle, leaf springs 3600		
Spring capacity (lb) (3)	Standard 1650 Available 2250	1650	1850
Shock absorber diameter (mm)	Standard 25 Available 32 (4)	25	32 (4)
Stabilizer bar diameter (in)	1.25		
REAR SUSPENSION			
Capacity (lb)	Salisbury axle, leaf springs 3750		
Spring capacity (lb) (2)	1875		
Shock absorber diameter (mm)	Standard 25 Available 32 (4)	25	32 (4)
BRAKES			
Power booster	vacuum	—	hydraulic
Parking	cable to rear wheels		
STEERING			
	power		
TIRES			
Standard	P215/75R15		
Available	various (consult your GMC Dealer)		
FUEL TANK CAPACITY (gal)	Standard 25 Available 31	25	32
BATTERY CCA	Standard 405 Available 540	405	deal 540
GENERATOR AMPS	Standard 37 Available 66	37	66

OTHER DIMENSIONS

	MM	IN
1	858.5	(33.8)
2	2765.1	(108.9)
3	4093.9	(161.2)
4	1874.5	(73.8)
5	826.4	(32.5)
6	2921.8	(115.0)

GCA = Cold Cranking Amps
1 - Not available in California
2 - California only
3 - At ground, each
4 - Front Quad Shafts available (low 25 mm front, low 32 mm rear)



IMPORTANT! A WORD ABOUT THIS CATALOG We have tried to make this catalog as comprehensive and factual as possible and we hope you find it helpful. However, since the time of printing, some of the information you'll find here may have been updated. Also, some of the equipment shown or described throughout this catalog is available as factory-installed options, as dealer accessories, and as specialized equipment from various independent suppliers at extra cost. Your dealer has details and, before ordering, you should ask him to bring you up to date. The right is reserved to make changes at any time, without notice, in prices, colors, materials, equipment, specifications, and models. Check with your GMC Dealer for complete information.

A WORD ABOUT ASSEMBLY, COMPONENTS, AND OPTIONAL EQUIPMENT IN THESE GMC PRODUCTS

The GMC Trucks described in this brochure are assembled at facilities operated by General Motors. These vehicles incorporate thousands of different components produced by car and truck groups and various component divisions of GM and by various suppliers worldwide to General Motors. From time to time during the manufacturing process, it may be necessary, in order to meet public demand for particular vehicles or equipment, or to meet federally mandated emissions, safety, and fuel economy requirements, or for other reasons, to produce GMC products with different components or

differently sourced components than initially scheduled. All such components have been approved for use in GMC products and will provide the quality performance associated with the GMC name.

With respect to extra-cost optional equipment, make certain you specify the type of equipment you desire on your vehicle when ordering it from your dealer. Some options may be unavailable when your truck is built. Your dealer receives advice regarding the current availability of options. You may ask the dealer for this information. GM also requests the dealer to advise you if an option you ordered is unavailable. We suggest that you verify that your truck includes the optional equipment you ordered, or if there are changes, that they are acceptable to you.

These vehicles are also available under the Chevrolet nameplate (K10 Blazer).

A WORD ABOUT UPDATED SERVICE INFORMATION GMC Truck & Coach Operation regularly sends its dealers useful service bulletins about GMC Truck products. GMC Truck & Coach Operation monitors product performance in the field. We then prepare bulletins for servicing our products better. Now you can get these bulletins, too. Ask your dealer. To get ordering information, call toll free 1-800-551-4123.

GMC K-JIMMY STANDARD AND AVAILABLE EQUIPMENT

TRIM LEVEL		SIERRA (STD)	SIERRA CLASSIC (YES)	
EXTERIOR APPEARANCE				
GRILLE/HEADLAMP BEZELS	Light/Dark Argent Painted Molded Plastic; Bezels for Single Headlamps	S	—	
	Light/Dark Argent Painted Molded Plastic; Bezels for Dual Headlamps	A (1)	S	
IDENTIFICATION	Front Axle Hub	Bright with "4x4" Designation	A (8)	
	Front Fender	Bright "Jimmy" Nameplate with GMC Designation	S	S
		Bright "6.2 Litre Diesel" Nameplate (diesel models)	S	S
	Grille	Integral GMC Letters	S	—
		Bright Applied GMC Letters	A (1)	S
	Hood	Bright Ornament with "6.2 Litre Diesel" Lettering (diesel models)	S	S
		Bright Ornament with GMC Letters (gas models)	A (2)	A (2)
	Rear Quarter Panels	Bright "Sierra Classic" Nameplate	—	S
Tailgate	Bright GMC Letters	S	S	
	Bright "Diesel 6.2L" Nameplate (diesel models)	S	S	
ORNAMENTATION	Body Side/Rear Moldings	Black Plastic with Bright Trim	A	—
		Bright Plastic with Black Trim	A (3)	—
		Custom Black Plastic with Bright Trim	A (3) (4)	—
		Deluxe Bright Plastic with Black Trim	A (3) (4)	S (4)
	Bright Grille & Headlamp Bezel Outline Moldings	S	S	
	Bright Front Side Marker & Tail Lamp Trim	—	S	
	Bright Windshield & Removable Top Window Trim	—	S	
	Bright, Brush-Finished Applique on Tailgate	—	S	
	WHEELS/WHEEL TRIM	Bright Metal Hub Caps with GMC Letters on Rear Units	S	S
		Bright Metal Wheel Covers with GMC Letters on Rear Units	A	A
Cast Aluminum Wheels with "4x4" Designation on Rear Hubs		A	A	
Silver Painted Rally Wheels with "4x4" Designation on Rear Hubs		A	A	
White Painted Conventional Wheels (includes spare)		S	S	
White Painted Styled Wheels with "4x4" Designation on Rear Hubs		A	A	
INTERIOR APPEARANCE				
FLOOR COVERING	Front Compartment	Embossed Black Rubber	S	—
		Color-Keyed Carpeting	A (5)	S
Rear Compartment	Embossed Black Rubber	S	S	
	Color-Keyed Carpeting (includes wheelhouse(s))	A (5)	A (5)	
HEADLINER & MOLDINGS	Neutral-Colored Cloth Over Foam with Matching Windshield Pillar Retainer Moldings	A	S	
INSTRUMENT PANEL TRIM	Instrument Cluster Bezel	Black Crackle Finish & Bright Trim	S	—
		Pewter Tone Brushed Metal Finish & Bright Trim	—	S
SPARE TIRE COVER	Instrument Panel Pad Applique	Black Crackle Finish with Sierra Nameplate	—	S
		Pewter Tone Brushed Metal Finish with Sierra Classic Nameplate	—	S
STEERING WHEEL TRIM	Black Vinyl	—	S	
TRIM PANELS	Cowl Sides	Full Color-Keyed Plastic (standard on diesel models)	—	S
		Partial Color-Keyed Plastic (gasoline models only)	S	—
Rear Side Walls	Side Doors	Color-Keyed Embossed Vinyl with Carpet Trim & Ash Trays	—	S
		Color-Keyed Embossed Plastic with Integral Armrests	S	—
Color-Keyed Embossed Plastic with Integral Armrests, Upper Decorative Inserts with Door Closing Assist Straps, Cloth Inserts Above Armrests, Vinyl Map Pockets, & Lower Carpeted Area with Bright Trim	—	—	S	

TRIM LEVEL		SIERRA (STD)	SIERRA CLASSIC (YES)	
COMFORT/CONVENIENCE/PROTECTION				
BUMPER	Chromed Front & Rear	S	S	
		Deluxe Chromed Front & Rear (includes black rubber rub strips)	A	A
DOOR HOOKS	Two on Left Hand Side	S	S	
EXTERIOR LAMPS	Headlamps	LHRH Dual Rectangular Conventional-Type	A (1)	S
		LHRH Hi-Beam Halogen-Type (requires dual lamp setup)	A	A
		LHRH Single Rectangular Conventional-Type	S	—
		Warning Buzzer	A	A
Other: As Required by Governmental Regulation		S	S	
FLOOR MATS	Color-Keyed Rubber; Front or Front & Rear (requires floor carpeting)	A	A	
GLASS	Deep-Tinted Glass For Hardtop Side Windows	A	A	
		Deep-Tinted Glass For Hardtop Side Windows & Tailgate Window	A	A
	Siding Side Window Glass For Hardtop	A	A	
	Tinted Glass All-Around	S	S	
GUARDS	Bright Door Edge	A	A	
	Chromed Front Bumper (not available with Deluxe bumpers)	A	A	
HEATING/COOLING	Air Conditioning, Front; Outside Air Type	A	A	
	Cold Climate Package (gasoline models)	A	A	
	Flow-Through Power Ventilation	S	S	
	Heater/Defogger, Heavy-Duty Outside Air Type (diesel models)	A	A	
HORN	Heater/Defogger, Outside Air Type	S	S	
	Single Electric (low note)	S	S	
INSTRUMENT CLUSTER	Additional Electric (high note)	—	S	
	Gage-Type	A	S	
INSTRUMENT PANEL	Quartz-Type Electric Clock (requires gage-type cluster)	A	A	
	Warning Light Type	S	—	
	Central Tip-Out Ash Tray	S	S	
INTERIOR LAMPS	Cigarette Lighter with Ashtray Illumination	A	S	
	Color-Keyed Energy-Absorbing Pad	S	S	
	Right-Hand Storage Compartment with Latch	S	S	
	Map (under instrument panel at center)	S	S	
MIRRORS	Dome; Front & Rear with Door/Tailgate-Operated Switches	S	S	
	Dual Bright Exterior, Conventional Type	S	S	
POWER EQUIPMENT	Dual Painted or Stainless Steel Exterior, Below Eyeline Type	A	A	
	Electric Front Door Locks/Windows (7)	A	A	
RADIOS/ANTENNAS	Map (under instrument panel at center)	S	S	
	Interior Rearview, Pismatic Type	S	S	
SEATS/SEAT BELTS	Interior Right-Hand Visor	—	S	
	Electric Tailgate Window	A	A	
SPARE WHEEL/TIRE CARRIER	AM, AMFM, AMFM Stereo, & AM/FM Stereo with Cassette Tape (regular and full-features)	A	A	
	Windshield Antenna (included with optional radios)	A	A	
STEERING WHEEL/COLUMN	Full-Foam Driver & Passenger High Back Bucket Seats with Folding Backrests & Inertia Latches, Retractable Lap & Shoulder Belts, & Easy Entry Feature on Passenger Seat	S	S	
	Full-Foam 3-Passenger Folding Removable Bench-Type Rear Seat with Integral Armrests, Outboard Retractable Lap Belts, & Manual Center Lap Belt (includes ashtrays on rear compartment sidewalls on Sierra models; already included on Sierra Classic models)	—	S	
STORAGE CONSOLE	Reclining Feature for Bucket Seat Backs	—	S	
	Inside on Right-Hand Sidewall Behind Wheelhouse	S	S	
SUNSHADES	Black Energy-Absorbing Column with Anti-Theft Locking	S	S	
	Two-Spoke Soft Black Plastic Wheel, Comfort Type	A	A	
WINDSHIELD WIPERS/WASHERS	Two-Spoke Soft Black Plastic Wheel, Conventional Type	S	S	
	Color-Keyed Molded Plastic with Storage/Beverage Pockets & Latched Cover (cover can be folded rearward to provide tray for rear seat occupants)	A (5)	S	
WINDSHIELD WIPERS/WASHERS	Color-Keyed Padded LHRH	S	S	
	Electric; Two-Speed Wipers; Wet Arm Washers	S	S	
OTHER EQUIPMENT (See your GMC Dealer for details.)	Electric; Two-Speed Wipers with Intermittent Wipe Feature; Wet Arm Washers	A	A	

S - Standard A - Available

1 - Part of optional Deluxe Front Appearance package

2 - Part of optional Exterior Decar package

3 - Includes bright side marker and tail lamp trim

4 - Includes bright wheel opening moldings

5 - Part of optional Custom Vinyl seat trim

6 - Part of optional Folding Rear Seat (requires front compartment carpeting on Sierra models)

7 - Available separately or together in Operating Convenience Package

8 - Part of optional Automatic Locking Hubs

EXTERIOR COLORS



Frost White

Steel Gray (M)

Midnight Black

Midnight Blue

Doeskin Tan

Indian Bronze (M)

Apple Red

Light Blue (M)

GMC
TRUCK

Let's Get it Together... Buckle Up
Every new 1986 GMC Light Duty Truck delivered by a GMC Truck Dealer in the United States comes with a one-year, \$10,000 safety belt insurance certificate from MIC General Insurance Corporation at no additional charge. \$10,000 will be paid to the estate of any occupant who suffers fatal injuries as a result of an accident involving that vehicle while wearing a GM safety belt. Buckle up every time you drive.

LET'S GET IT TOGETHER.

BUCKLE UP!

NOTE: Due to printing irregularities, colors shown may vary from actual tones. Ask your dealer to show you accurate paint chips and fabric swatches. (M) Metallic.

GMC
At your GMC Truck Dealer, financing or leasing your new GMC Truck is as easy as saying GMAC...the financial services people from General Motors.

GM
MARK OF EXCELLENCE
7374 86A/5A
Litho in USA