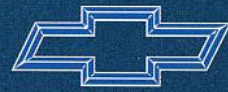


1996



LUMINA

MONTE CARLO

CAPRICE CLASSIC



No One Understands Your Driving Needs Like Chevrolet.

We've been on the road almost as long as there've been roads in this country. And we've learned a thing or two along the way about what Canadians care about and look for in a car.

We know you care about safety.

We know you care about comfort.

We know you care about the way your car drives, you demand ample power and smooth responsiveness that gives you confidence behind the wheel.

You'll find all those needs addressed in the Chevrolet of your choosing - those and many more. A car is much more than specifications and standard features. At Chevrolet, we understand that so much about the quality of a car has to do with details - going the extra mile to do the job right. It takes innovative thinking and smart engineering. But that's what will make your Chevrolet more pleasurable to drive today and more rewarding to own for many years to come.



**Lumina.....page 4**

Lumina has helped redefine the mid-size family sedan by achieving new levels of safety, quality and comfort. Take a look at the car that has captured the praise of Canadian car buyers, as well as automotive journalists.



**Monte Carlo .....page 16**

Monte Carlo is refining the concept of the mid-sized personal coupe. It gracefully combines sporty styling and traditional comfort with its own brand of responsive performance.



**Caprice Classic...page 24**

Caprice Classic is the uncompromising car for people who believe in the comfort and ride that only comes from a full-size V8-powered car.

# Lumina

## Setting A New Standard.

Lumina has established itself as one of the most popular sedans on the road today by raising the standards of both quality and value. Lumina has everything you need and expect from a mid-size car. We know because we asked more than 2000 customers for their input before we redesigned Lumina.

We built the safe, reliable V6-powered car Canadian's asked for, but we went much further - in fact Lumina travels 160,000 km before its first scheduled tune-up. But there is much more about Lumina to satisfy you along the way. There are new variable-rate coil springs that automatically adjust to the weight of passengers and cargo for a smoother ride. An exceptionally rigid body structure makes Lumina quieter, safer and better handling.

Now we suggest you compare Lumina feature by feature against other cars in its class to see whose value is really setting the standard.



Lumina Sedan, shown in Medium Adriatic Blue Metallic.

## Lumina Interior. A Lot Goes Into It.

There is much more than comfort waiting for you inside Lumina. Sure, you'll find the room and exceptional support of the full-foam construction front seat comforting. That was the easy part. Once you're behind the wheel you can't help but notice that Lumina is one of the quietest cars on the road. That's the result of an exceptionally rigid body structure, in conjunction with numerous other engineering features, plus the extensive use of sound-deadening materials. Even the antenna and outside mirrors have been designed to eliminate wind noise.

With Lumina, we spent more than 1000 hours developing just the right feel to the controls, so they can be easily operated even when you're wearing gloves.

You may not buy a Lumina just because of it, but it's the kind of attention to detail that we know you'll appreciate.



The Lumina Sedan provides the convenience of a centre armrest with storage compartment and cupholder.

# Lumina LS



## If You Want Something Extra From What You Drive.

If you want something special from your Lumina, we have a model specially-designed for you. The 1996 Lumina LS allows you to personalize your car with features that enhance your driving pleasure. There is more power with an optional 3.4L DOHC V6 engine that delivers 215 horsepower, and to provide extra braking performance 4-wheel disc brakes are included. As well, Lumina LS adds standard convenience features such as a remote keyless entry system, power remote outside rearview mirrors, and a cargo convenience net in the trunk that keeps packages from shifting when the car is in motion.

With all that goes into it, Lumina LS is designed to meet your specifications, while exceeding your expectations.

## Lumina LS Interior. Let Us Show You To Your Seats.

This is no ordinary mid-size sedan interior, because there is nothing ordinary about Lumina LS. That's apparent the moment you seat yourself in the comfort of the optional leather seating surfaces. Now that you're seated, you can take note of a number of comfort and convenience features that are standard on LS only. Turn your attention to the steering column and you'll find cruise control that not only combats driver fatigue, but can also increase fuel economy. In addition, Lumina LS doesn't just give you power windows, there is also a built-in passenger lock-out safety feature. There's even optional dual-zone climate controls that may help resolve one of mankind's ongoing struggles - setting the interior temperature to please both the driver and front passenger.



The Lumina LS instrument panel features convenient rotary controls and analogue gauges that are bold and easy to read.



Leather seating surfaces are optional on Lumina LS Sedan.

## Built To Go The Distance.

Lumina is designed and built to take you a very long way, safely and in comfort. Its standard, comprehensive safety package goes far beyond its dual air bags and 4-wheel anti-lock brakes to include designed-in features such as energy-absorbing crush zones that help maintain the integrity of the passenger compartment. It's not only Lumina's safety that will endure. That is evident from the fact that your first scheduled tune-up is not for 160,000 km.\*

\*Maintenance needs vary with different uses and conditions. See your owner's manual for more information.



Lumina Sedan, shown in Granite Metallic.

# Lumina

### STANDARD 3100 V6 ENGINE.

A 160-hp 3100 V6 features Sequential-Port Fuel Injection, which provides impressive throttle response. The high-performance ignition system delivers fast starts and is designed to eliminate the need for periodic timing adjustments.

### FOUR-SPEED AUTOMATIC TRANSMISSION.

The electronically-controlled transmission provides precise, virtually undetectable shifting and exact compatibility with the torque curves of Lumina engines. The transmission is lubed-for-life, with Dexon® III transmission fluid, and as a result never requires servicing under normal driving conditions.\*

### ENERGY-ABSORBING CRUSH ZONES.

In collisions, the front and rear ends of Lumina are designed to help absorb energy in a controlled manner, so that the integrity of the passenger compartment can be maintained. Other integral safety features include an energy-absorbing steering column and instrument panel.

### A SOLID, STRONG FOUNDATION.

A rigid, unitized body/frame construction helps make Lumina Sedan both strong and quiet. It gives Lumina its exceptionally smooth ride, and its solid, stable, well-built feel.

### PASS-KEY II SECURITY SYSTEM.

A totally passive theft-deterrent system is standard on all Luminas. Only your specially-coded ignition key starts your vehicle. If an attempt is made to start your car without the correct key, the ignition system is disabled.

### DUAL AIR BAGS.

Standard driver and front passenger-side air bags can help protect occupants in certain moderate to severe frontal impacts. Air bags complement the protection provided by the safety belts. Please remember to always wear safety belts even in vehicles equipped with air bags.

### SCOTCHGARD® PROTECTOR.

All seat fabrics, door trim, floor carpeting and floor mats are treated with Scotchgard® Protector for increased soil resistance and easy cleanups.

### SAFETY BELT CHILD COMFORT GUIDES.

Lumina is equipped with rear seat shoulder belt comfort guides. These guides make wearing safety belts more comfortable for children who have outgrown available child restraints.

### CHILD-SECURITY LOCKS.

In consumer focus groups, parents voted overwhelmingly in favour of rear door child-security locks, so they are standard equipment on all Luminas. When engaged, these locks prevent the rear doors from being opened from the inside.

### FOUR-WHEEL ABS.

A standard 4-wheel anti-lock braking system (ABS) reduces wheel lockup during severe braking. It is designed to help you maintain steering control, even in a panic stop on most slippery surfaces.

### TWO-SIDED GALVANIZED STEEL.


Corrosion-resistant steel is used for all body panels except the roof (where it is single-sided). With this type of steel, minor scratches and chips actually "seal" themselves over time, reducing the chance of developing damaging surface rust.

### STAINLESS STEEL EXHAUST.

A standard stainless steel exhaust system, which includes an aluminized muffler and tailpipe, is designed to resist corrosion for an extended lifespan, compared to conventional exhaust systems.

## STANDARD AND OPTIONAL EQUIPMENT

	LUMINA SEDAN	LUMINA LS SEDAN
<b>SAFETY AND SECURITY</b>		
Air bags – driver- and front passenger-side	S	S
Brakes – anti-lock braking system (ABS), 4-wheel	S	S
Brake/transmission shift interlock feature	S	S
Door locks – rear door, child-security	S	S
Headlamps – Daytime Running Lamps, automatic light control	S	S
Illuminated entry/exit system – theatre dimming and ignition key removal	S	S
Keyless entry system – remote	0	S
Safety belts – front seat height-adjusters	S	S
Safety belts – rear seat child shoulder belt comfort guides	S	S
Theft-deterrent system – PASS-Key II	S	S
<b>MECHANICAL</b>		
Battery – Delco Freedom II	S	S
Brakes – power, front disc/rear drum	S	S
Drive – front-wheel	S	S
Engine – 3.1L 3100 V6 with SFI	S	S
Engine block heater	S	S
Exhaust system – stainless steel	S	S
Steering – power, rack-and-pinion	S	S
Suspension – 4-wheel independent	S	S
Transmission – 4-speed electronically-controlled automatic with overdrive	S	S
<b>EXTERIOR</b>		
Body panels – 2-sided galvanized steel (except roof)	S	S
Glass – Soft-Ray, tinted	S	S
Headlamps – composite halogen	S	S
Mirrors – dual, left remote, right manual	S	–
Mirrors – dual, left and right power remote	0	S
Mouldings – bodyside	S	S
Paint – base-coat/clear-coat	S	S



The 3.4L DOHC V6 is optional on the Lumina LS. It delivers 215 horsepower and features Sequential-Port Fuel Injection, dual overhead camshafts and four valves per cylinder.



The optional remote keyless entry system allows you to lock or unlock your car, turn on the interior lights, or open the trunk from up to 6 metres (20 feet) away.



PASS-Key II is a totally passive theft-deterrent system that is standard on all Luminas. Only your specially-coded ignition key starts your vehicle. If an attempt is made to start your car without the correct



A cargo convenience net keeps packages from shifting when the car is in motion. (Standard on Lumina LS and optional on Lumina.)

## EXTERIOR (CONTINUED)

	LUMINA SEDAN	LUMINA LS SEDAN
Paint – lower accent, Gray	–	S
Tires – P205/70R15 all-season touring blackwall	S	S
Wheels – 15" x 6" steel with Bolt-on wheel cover	S	–
Wheels – 15" x 6" steel with Bolt-on wheel cover uplevel	–	S

## INTERIOR

	LUMINA SEDAN	LUMINA LS SEDAN
Air conditioning – electronic, rotary controls	S	S
Armrest – front seat centre, folding, storage, cupholder	S	S
Cruise control – electronic	0	S
Defogger – electric rear-window	S	S
Door locks – power	S	S
Fabric – Scotchgard™ Protector (included on cloth seats, door trim, floor carpeting and mats)	S	S
Floor mats – front and rear, carpeted	S	S
Heat ducts – rear seat	S	S
Instrumentation – analogue cluster (includes speedometer, coolant temperature and fuel gauges)	S	–
Instrumentation – analogue cluster (includes speedometer, tachometer, coolant temperature and fuel gauges)	–	S
Instrumentation – low oil level indicator	S	S
Lamps – front reading, ashtray, glove compartment and trunk	S	S
Mirror – visor vanity, passenger-side, illuminated	–	S
Mirrors – visor vanity, left and right covered	S	S
Radio – Delco AM/FM stereo, seek up/down, program scan, auto-reverse cassette tape player, Auto Tone Control, Speed Compensated Volume control, clock and Delco TheftLock™	S	S
Radio speakers – 4-speaker, rear extended range sound system	S	–
Radio speakers – 4-speaker, enhanced front and rear coaxial sound system	0	S
Seats – cloth 60/40 divided front seat with manual recliners	S	–
Seats – Custom cloth 60/40 divided front seat with manual recliners	0	S
Steering column – Tilt-Wheel™, adjustable	S	S
Trunk – cargo convenience net	0	S

	LUMINA SEDAN	LUMINA LS SEDAN
<b>INTERIOR (CONTINUED)</b>		
Trunk – power remote release	S	S
Windows – power, driver's express-down and passenger lock-out features	0	S
Windshield wipers – 2-speed, variable delay (intermittent)	S	S

	LUMINA SEDAN 1SB
<b>PREFERRED EQUIPMENT GROUP PACKAGE</b>	
Cruise control – electronic	•
Mirrors – dual, left and right power remote	•
Trunk – cargo convenience net	•
Windows – power, driver's express-down and passenger lock-out features	•

	LUMINA SEDAN	LUMINA LS SEDAN
<b>SELECTED ADDITIONAL INDIVIDUAL OPTIONS</b>		
Air conditioning – electronic, dual-zone	0	0
Cruise control – electronic	0	S
Engine – 3.4L DOHC V6 with SFI – includes Firm Ride and Handling suspension, 4-wheel disc brakes, 16" aluminum wheels, P225/60R16 Goodyear Eagle RS-A performance tires and dual exhaust outlets	–	0
Keyless entry system – remote (includes power windows)	0	S
Paint – lower accent, Gray, delete	–	0
Radio – Delco AM/FM stereo, seek up/down, program scan, CD player, Auto Tone Control, Speed Compensated Volume control, clock and Delco TheftLock™	0	0
Radio speakers – 4-speaker, enhanced front and rear coaxial sound system	0	S
Seat – integral child seat	0	0
Seat – 6-way power driver	0	0
Seats – Custom cloth 60/40 divided front seat with manual recliners	0	S
Seats – Custom cloth reclining front bucket seats with floor console	–	0
Seats – 60/40 divided front seat with manual recliners and leather seating surfaces (includes 6-way power driver seat and integral child seat)	–	0
Seats – reclining front bucket seats with leather seating surfaces (includes 6-way power driver seat and integral child seat)	–	0
Wheels – 15" x 6" steel with chrome wheel cover	0	–
Wheels – 16" x 6.5" cast-aluminum (includes P225/60R16 touring tires)	0	0
Windows – power, driver's express-down and passenger lock-out features	0	S



A built-in child seat in the rear is a new option on Lumina. You simply fold it down when it is needed.



The optional dual-zone climate control allows driver and front seat passenger to vary temperatures to suit individual preferences.



The available floor console features a convenient built-in cupholder.



All Lumina sound systems feature Speed Compensated Volume and Automatic Tone Control. An optional CD player replaces the standard cassette player.

## SPECIFICATIONS

<b>ENGINES</b>	
Type (standard)	3.1L 3100 V6 with SFI
Horsepower	160 @ 5200 rpm
Torque	185 @ 4000 rpm
Type (available Lumina LS Sedan)	3.4L DOHC V6 with SFI
Horsepower	215 @ 5200 rpm
Torque	220 @ 4000 rpm

<b>TOWING</b>	
3.1L 3100 V6	3.33 final drive ratio / 454 kg (1000 lb.) maximum gross trailer weight*
3.4L DOHC V6	3.43 final drive ratio / 454 kg (1000 lb.) maximum gross trailer weight*

<b>DIMENSIONS, MM (IN.)</b>	
Wheelbase	2730 (107.5)
Length	5104 (200.9)
Width	1841 (72.5)
Height	1403 (55.2)
Front tread	1512 (59.5)
Rear tread	1500 (59.0)

<b>INTERIOR, MM (IN.) FRONT/REAR</b>	
Head room	975/949 (38.4/37.4)
Leg room	1077/930 (42.4/36.6)
Shoulder room	1483/1458 (58.4/57.4)
Hip room	1407/1404 (55.4/55.3)

<b>CAPACITIES/WEIGHT</b>	
Trunk, L (cu. ft.)	444 (15.7)
Fuel tank, L (gal.)	65 (14.2)
Curb weight (estimated), kg (lb.)	1511 (3332) Sedan 1532 (3377) LS Sedan

\* Includes weight of trailer, cargo, passengers and equipment. All towing recommendations are subject to change. Trailer tongue load should be 10% of the maximum trailer weight but should not exceed the load rating specified for that vehicle, engine or hitch combination.

Monte  
Carlo



### The Refined Touring Coupe.

Monte Carlo LS strikes a perfect balance between comfort and sportiness. That is evident from the moment you survey its lines. Its spirited personality, though, only reaches its full expression when you are behind the wheel. Then you will experience Monte Carlo's particular brand of smooth, responsive V6 performance. Sequential-Port Fuel Injection provides impressive throttle response and excellent drivability. An exceptionally rigid body structure allows for more precise tuning of the suspension...for just the right ride and handling characteristics. In fact, more than two years were spent in developing the exact strut valving and spring rates.

In Monte Carlo, refinement isn't a clever buzz-word, it is an engineering imperative.

Monte Carlo LS, shown in Sherwood Green Metallic.

## Monte Carlo LS Interior. When It Comes To Comfort, It Doesn't Take A Back Seat To Anyone.

Monte Carlo is designed for the way you travel. It is designed with an understanding and appreciation of the comfort and convenience features that make a real difference in your touring pleasure, whether you're in the front seats or rear.

Monte Carlo's comfort story begins with deeply cushioned chair-high seats that are contoured for maximum support. A divided front bench seat with a centre-folding armrest gives you all the space you'd expect from a mid-size personal coupe. You can even opt for the added luxury of leather seating surfaces.

A sophisticated standard climate system includes rear heat ducts that distribute air directly to rear passengers. That only goes to show that in Monte Carlo, no one's comfort is taken lightly.



Monte Carlo LS's ergonomically designed driving environment provides a number of available conveniences such as steering wheel radio controls and dual-zone air conditioning.



Monte Carlo LS interior,  
shown with divided front seats.

## Its Quality Endures.

We're proud of the way Monte Carlo performs for you today. We're even prouder of the way it will continue to deliver the quality, reliability and safety you demand for years to come. That means giving you a comprehensive designed-in approach to safety that extends beyond dual air bags and 4-wheel anti-lock brakes. It also means Monte Carlo is built to be the most reliable car you've ever owned. An example of that is the use of Dexron® III automatic transmission fluid that should never require servicing under normal conditions.\* It's one less thing for you to be concerned about. And it's one more way Monte Carlo is built to maintain its quality.

\*Maintenance needs vary with different uses and conditions. See your owner's manual for more information.



Monte Carlo LS, shown in Granite Metallic.

# Monte Carlo

**3100 V6 ENGINE.** A 160-hp 3100 V6 is standard on Monte Carlo LS. It features Sequential-Port Fuel Injection, which provides impressive throttle response and excellent driveability. The high-performance ignition system delivers fast starts and is designed to eliminate the need for periodic timing adjustments.

**PLATINUM-TIPPED SPARK PLUGS.** Monte Carlo's platinum-tipped spark plugs provide extended life compared to conventional plugs.

**THE 160,000 KM TUNE-UP.** Monte Carlo engines are so advanced that your first tune-up isn't scheduled until after 160,000 km.\*

**FOUR-SPEED AUTOMATIC TRANSMISSION.** The electronically-controlled transmission provides precise, virtually undetectable shifting and exact compatibility with the torque curve of Monte Carlo LS's engine. The transmission is lubed-for-life, with Dexron® III transmission fluid, and as a result never requires servicing under normal conditions.\*

**A SOLID, STRONG FOUNDATION.** A rigid, unitized body/frame construction helps make Monte Carlo both strong and quiet. It gives Monte Carlo its exceptionally smooth ride, and its solid, stable, well-built feel.

**PASS-KEY II SECURITY SYSTEM.** A totally passive theft-deterrent system is standard on all Monte Carlos. Only your specially-coded ignition key starts your vehicle. If an attempt is made to start your car without the correct key, the ignition system is disabled.

**DUAL AIR BAGS.** Standard driver and front passenger-side air bags can help protect occupants in certain moderate to severe frontal impacts. Air bags complement the protection provided by the safety belts. Please remember to always wear safety belts even in vehicles equipped with air bags.

**SCOTCHGARD® PROTECTOR.** All seat fabrics, door trim, floor carpeting and floor mats are treated with Scotchgard® Protector for increased soil resistance and easy cleanups.

**TWO-SIDED GALVANIZED STEEL.** Corrosion-resistant steel is used for all body panels except the roof (where it is single-sided). With this type of steel, minor scratches and chips actually "seal" themselves over time, reducing the chance of developing damaging surface rust.

**FOUR-WHEEL ABS.** A standard 4-wheel anti-lock braking system (ABS) reduces wheel lockup during severe braking. It is designed to help you maintain steering control, even on most slippery surfaces.

**ENERGY-ABSORBING CRUSH ZONES.** In collisions, the front and rear ends of Monte Carlo are designed to help absorb energy in a controlled manner, so that the integrity of the passenger compartment can be maintained. Other integral safety features include an energy-absorbing steering column and instrument panel.

**STAINLESS STEEL EXHAUST.** A standard stainless steel exhaust system, which includes an aluminized muffler and tailpipe, is designed to resist corrosion for an extended lifespan, compared to conventional exhaust systems.

# Monte Carlo

## S P E C I F I C A T I O N S

### STANDARD AND OPTIONAL EQUIPMENT

	MONTE CARLO LS	MONTE CARLO Z34
<b>SAFETY AND SECURITY</b>		
Air bags – driver and front passenger-side	S	S
Brakes – anti-lock braking system (ABS), 4-wheel	S	S
Brake/transmission shift interlock feature	S	S
Headlamps – Daytime Running Lamps, automatic light control	S	S
Illuminated entry/exit system – theatre dimming and ignition key removal	S	S
Keyless entry system – remote	0	S
Safety belts – rear seat child shoulder belt comfort guides	S	S
Theft-deterrent system – PASS-Key II	S	S
<b>MECHANICAL</b>		
Battery – Delco Freedom II	S	S
Brakes – power, front disc/rear drum	S	–
Brakes – power, 4-wheel disc	–	S
Drive – front-wheel	S	S
Engine – 3.1L 3100 V6 with SFI	S	–
Engine – 3.4L DOHC V6 with SFI	–	S
Engine block heater	S	S
Exhaust system – dual outlets	–	S
Exhaust system – stainless steel	S	S
Steering – power, rack-and-pinion	S	S
Suspension – 4-wheel independent	S	S
Suspension – Firm Ride and Handling	–	S
Transmission – 4-speed electronically-controlled automatic with overdrive	S	S
<b>EXTERIOR</b>		
Body panels – 2-sided galvanized steel (except roof)	S	S
Glass – Soft-Ray, tinted	S	S
Headlamps – composite halogen	S	S
Mirrors – dual, left and right power remote	S	S
Mouldings – bodyside	S	S




The Monte Carlo Z34 is an automobile in the classic grand touring tradition. Its 3.4L DOHC V6 delivers 215 horsepower with a dual overhead cam 4-valve per cylinder design. For more complete information on the Z34, ask your Chevrolet dealer for the Sporty Car brochure.

	MONTE CARLO LS	MONTE CARLO Z34
<b>EXTERIOR (CONTINUED)</b>		
Paint – base-coat/clear-coat	S	S
Tires – P205/70R15 all-season touring blackwall	S	–
Tires – P225/60R16 all-season Goodyear Eagle RS-A performance blackwall	–	S
Wheels – 15" x 6" steel, Bolt-on wheel cover	S	–
Wheels – 16" x 6.5" cast-aluminum	0	S
<b>INTERIOR</b>		
Air conditioning – electronic, rotary controls	S	S
Armrest – front seat centre, folding, storage, cupholder	S	S
Console – front floor with armrest, storage, cupholder	0	S
Cruise control – electronic	0	S
Defogger – electric rear-window	S	S
Door locks – power	S	S
Fabric – Scotchgard™ Protector (included on cloth seats, door trim, floor carpeting and mats)	S	S
Floor mats – front and rear, carpeted	S	S
Heat ducts – rear seat	S	S
Instrumentation – analogue cluster (includes speedometer, tachometer, coolant temperature and fuel gauges)	S	S
Instrumentation – low oil level indicator, low coolant level and turn signal-on reminder	S	S
Lamps – front reading, ashtray, glove compartment and trunk	S	S
Mirror – visor vanity, passenger-side, illuminated	S	S
Mirrors – visor vanity, left and right covered	S	S
Radio – Delco AM/FM stereo, seek up/down, program scan, auto-reverse cassette tape player, Auto Tone Control, Speed Compensated Volume control, clock and Delco TheftLock™	S	S
Radio speakers – front and rear dual coaxial sound system	S	S
Seatbacks – split-folding rear	S	S
Seats – Custom cloth 60/40 divided front seat with manual recliners	S	–
Seats – Custom cloth reclining bucket seats with 4-way manual adjusters and floor console	0	S



The optional dual-zone climate control allows driver and front seat passenger to vary temperatures to suit individual preferences.



The 160-hp 3100 V6 is standard on Monte Carlo LS. It features a direct-fire ignition system that helps provide quick starts, and eliminates the need for timing adjustments.

	MONTE CARLO LS	MONTE CARLO Z34
<b>INTERIOR (CONTINUED)</b>		
Steering column – Tilt-Wheel™, adjustable	S	S
Steering wheel – leather-wrapped with redundant radio controls	O	S
Trunk – cargo convenience net	O	S
Trunk – power remote release	S	S
Windows – power, driver's express-down feature	S	S
Windshield wipers – intermittent	S	S

	MONTE CARLO LS 1SB
<b>PREFERRED EQUIPMENT GROUP PACKAGE</b>	
Cruise control – electronic	•
Keyless entry system – remote	•
Trunk – cargo convenience net	•

	MONTE CARLO LS	MONTE CARLO Z34
<b>ADDITIONAL INDIVIDUAL OPTIONS</b>		
Air conditioning – electronic, dual-zone	O	O
Cruise control – electronic	O	S
Keyless entry system – remote	O	S
Radio – Delco AM/FM stereo, seek up/down, program scan, CD player, Auto Tone Control, Speed Compensated Volume control, clock and Delco TheftLock™	O	O
Seat – 6-way power driver	O	O
Seats – Custom cloth reclining front bucket seats with 4-way manual adjusters and floor console	O	S
Seats – reclining front bucket seats with leather seating surfaces, 4-way manual passenger adjuster and floor console (includes 6-way power driver seat)	O	O
Steering wheel – leather-wrapped with redundant radio controls	O	S
Wheels – 16" x 6.5" cast-aluminum (includes P225/60R16 touring tires)	O	–
Wheels – Bright White	O	O

## SPECIFICATIONS

### ENGINES

Type (Monte Carlo LS)	3.1L 3100 V6 with SFI
Horsepower	160 @ 5200 rpm
Torque	185 @ 4000 rpm
Type (Monte Carlo Z34)	3.4L DOHC V6 with SFI
Horsepower	215 @ 5200 rpm
Torque	220 @ 4000 rpm

### TOWING

3.1L 3100 V6	3.33 final drive ratio 454 kg (1000 lb.) maximum gross trailer weight*
3.4L DOHC V6	3.43 final drive ratio 454 kg (1000 lb.) maximum gross trailer weight*

### DIMENSIONS, MM (IN.)

Wheelbase	2730 (107.5)
Length	5099 (200.7)
Width	1842 (72.5)
Height	1368 (53.8)
Front tread	1512 (59.5)
Rear tread	1500 (59.0)

### INTERIOR, MM (IN.) FRONT/REAR

Head room	963/938 (37.9/36.9)
Leg room	1076/886 (42.4/34.9)
Shoulder room	1460/1463 (57.5/57.6)
Hip room	1356/1310 (53.4/51.6)

### CAPACITIES/WEIGHT

Trunk, L (cu. ft.)	445 (15.7)
Fuel tank, L (gal.)	65 (14.2)
Curb weight (estimated), kg (lb.)	1502 (3312) LS 1588 (3500) Z34

\* Includes weight of trailer, cargo, passengers and equipment. All towing recommendations are subject to change. Trailer tongue load should be 10% of the maximum trailer weight but should not exceed the load rating specified for that vehicle, engine or hitch combination.



PASS-Key II is a totally passive theft-deterrent system that is standard on all Monte Carlos. If an attempt is made to start your car without the correct key, the ignition system is disabled.



All Monte Carlo sound systems feature Speed Compensated Volume and Automatic Tone Control. An optional CD player replaces the standard cassette player.



The optional remote keyless entry system allows you to lock or unlock your car, turn on the interior lights, or open the trunk from up to 6 metres (20 feet) away.



The full floor console incorporates a convenient cupholder. (Standard on Z34 and optional on LS.)



A cargo convenience net keeps packages from shifting when the car is in motion. (Standard on Z34 and optional on LS.)

Caprice



## The Word Compromise Never Appeared On This Engineering Brief.

Too often today we are asked to make compromises. Caprice Classic is dedicated to people who view their automobile as one place where compromise is unnecessary. Caprice is a true full-size car. That means more than generous accommodations. It means you get full-frame construction and legendary full-coil suspension that combine to provide an ultra-smooth ride and effortless handling.

The standard 200-hp 4300 V8 features Sequential-Port Fuel Injection for impressive throttle response and excellent driveability. An electronically-controlled 4-speed automatic transmission delivers smooth, virtually undetectable shifting. There's an even more powerful engine available - the 5.7L 260-hp LT1 V8.

Caprice Classic Sedan, shown in Dark Green Gray Metallic.

## Caprice Classic Wagon. Nothing Else Compares.

No other manufacturer makes a wagon like it. The Caprice Classic Wagon is as roomy and powerful a wagon as you can buy. It can seat up to eight passengers. It can haul up to 2624 L (92.7 cu. ft.) of cargo with the rear seats folded flat. And, properly equipped, it can tow up to 2268 kg (5000 lb.).

Caprice Classic Wagon gives you all the power you need to haul your cargo and then some, with the legendary 5.7L LT1 V8 that delivers 260 horsepower smoothly and effortlessly.

Try and find another car or van on the road today that can give you Caprice Classic Wagon's unique combination of power, responsiveness, utility and style.



Caprice Classic Wagon features a convenient 2-way tailgate.



Caprice Classic Wagon, shown in Light Driftwood Metallic with optional simulated woodgrain panelling.

## Caprice Classic Interior. Your Sanctuary From The Day-To-Day World.

Inside Caprice Classic, the room and comfort are equally uncompromising. The Sedan has room enough to seat six, eight in the Wagon, all in genuine comfort.

Once inside, you'll be impressed at how well you're insulated from outside noise in what is probably the quietest car you've ever driven.

Chevrolet engineers weren't only generous with the space. There are a series of convenience and comfort features that make getting there a pleasure in itself. Start with the added luxury of optional leather seating surfaces. Then search down the lengthy list of standard features. You'll find a lot of things you value, such as air conditioning, power door locks and windows. You'll also find features that add unexpected touches, such as the Automatic Tone Control on all radios, automatically providing the right equalization for the type of programming being played. You even get an electrochromic mirror that automatically darkens when exposed to the headlamps of a following vehicle. It's just one more example of the thoughtful engineering you will find inside and out on every Caprice.



Caprice Classic Sedan  
interior, shown with  
optional leather  
seating surfaces.

## A Classic In Every Way.

Caprice Classic has many features that make it a classic. It also has an extensive series of features that will help Caprice remain classic for many years. That includes a comprehensive safety package with many engineered-in features, as well as dual air bags and 4-wheel anti-lock brakes.

Any car with the word "classic" in its name must be built to endure. Caprice Classic's first tune-up is not scheduled until 160,000 km\*, and its automatic transmission is lubed-for-life, never requiring service under normal driving conditions.

\*Maintenance needs vary with different uses and conditions.  
See your owner's manual for more information.



Caprice Classic Sedan, shown in Dark Cherry Metallic.

# Caprice

**4300 V8 ENGINE.** Standard on the Caprice Classic Sedan, this V8 engine delivers 200-hp at 5000 rpm. Sophisticated Sequential-Port Fuel Injection optimizes combustion by precisely matching fuel delivery to each cylinder's intake stroke. The result is one of the quietest, smoothest engines in Chevrolet history.

**LT1 5.7 LITRE V8 ENGINE.** For truly impressive performance, the legendary LT1 V8 engine is standard on the Caprice Classic Wagon and is optional on Caprice Classic Sedan. Horsepower is 260 at 5000 rpm.

**FOUR-SPEED AUTOMATIC TRANSMISSION.** The electronically-controlled transmission provides precise, virtually undetectable shifting and exact compatibility with the torque curves of Caprice engines. Dexron® III automatic transmission fluid should never require servicing under normal conditions.

**ENERGY-ABSORBING CRUSH ZONES.** In collisions, the front and rear ends of Caprice Classic are designed to help absorb energy in a controlled manner, so that the integrity of the passenger compartment can be maintained. Other integral safety features include an energy-absorbing steering column and instrument panel.

**PASS-KEY II SECURITY SYSTEM.** A totally passive theft-deterrent system is standard on all Caprice Classics. Only your specially-coded ignition key starts your vehicle. If an attempt is made to start your car without the correct key, the ignition system is disabled.

**DUAL AIR BAGS.** Standard driver and front passenger-side air bags can help protect occupants in certain moderate to severe frontal impacts. Air bags complement the protection provided by the safety belts. Please remember to always wear safety belts even in vehicles equipped with air bags.

**SCOTCHGARD® PROTECTOR.** All cloth seats, door trim, floor carpeting and floor mats are treated with Scotchgard® Protector for increased soil resistance and easy cleanups.

**CHILD-SECURITY LOCKS.** Standard on every Caprice Classic; child-security rear door locks, when engaged, prevent the rear doors from being opened from the inside.

**FOUR-WHEEL ABS.** A standard 4-wheel anti-lock braking system (ABS) reduces wheel lockup during severe braking. It is designed to help you maintain steering control, even on most slippery surfaces.

**TWO-SIDED GALVANIZED STEEL.** Corrosion-resistant steel is used for all body panels except the roof (where it is single-sided). With this type of steel, minor scratches and chips actually "seal" themselves over time, reducing the chance of developing damaging surface rust.

**STAINLESS STEEL EXHAUST.** A standard stainless steel exhaust system, which includes an aluminized muffler and tailpipe, is designed to resist corrosion for an extended lifespan, compared to conventional exhaust systems.

# Caprice

## S P E C I F I C A T I O N S

### STANDARD AND OPTIONAL EQUIPMENT

	CLASSIC SEDAN	CLASSIC WAGON	IMPALA SS SEDAN
<b>SAFETY AND SECURITY</b>			
Air bags – driver- and front passenger-side	S	S	S
Brakes – anti-lock braking system (ABS), 4-wheel	S	S	S
Brake/transmission shift interlock feature	S	S	S
Door locks – rear door, child-security	S	S	S
Headlamps – Daytime Running Lamps, automatic light control	S	S	S
Illuminated entry system with interior delay feature	S	S	S
Keyless entry system – remote	0	S	S
Theft-deterrent system – PASS-Key II	S	S	S
<b>MECHANICAL</b>			
Axle – limited slip differential	0	0	S
Battery – Delco Freedom II	S	S	S
Brakes – power, front disc/rear drum (4-wheel disc on Impala SS)	S	S	S
Drive – rear-wheel	S	S	S
Engine – 4.3 litre 4300 V8 with SFI	S	–	–
Engine – 5.7 litre V8 with SFI with dual exhaust outlets	0	S	S
Engine block heater	S	S	S
Exhaust system – stainless steel	S	S	S
Steering – power, recirculating ball (quick-ratio on Impala SS)	S	S	S
Suspension – front independent/rear live axle	S	S	S
Suspension – heavy-duty	–	S	–
Suspension – Special Ride and Handling (includes de Carbon® shocks)	–	–	S
Transmission – 4-speed electronically-controlled automatic with overdrive	S	S	S
<b>EXTERIOR</b>			
Antenna – power	S	S	S
Body panels – 2-sided galvanized steel (except roof)	S	S	S
Glass – Soft-Ray, tinted	S	S	S
Headlamps – composite halogen	S	S	S
Lamps – front cornering	0	–	S
Luggage carrier – roof-mounted	–	S	–
Mirrors – dual, left and right power remote, heated	S	S	S
Mouldings – bodyside, wide (narrow on Impala SS)	S	S	S
Paint – base-coat/clear-coat	S	S	S

	CLASSIC SEDAN	CLASSIC WAGON	IMPALASS SEDAN
<b>EXTERIOR (CONTINUED)</b>			
Spoiler – rear deck-lid	–	–	S
Tire – full-size spare	0	0	S
Tires – P215/75R15 all-season blackwall	S	–	–
Tires – P225/75R15 all-season whitewall	–	S	–
Tires – P255/50ZR17 performance blackwall	–	–	S
Wheels – 15" x 7" steel, full wheel covers	S	S	–
Wheels – 17" x 8.5" cast-aluminum	–	–	S
<b>INTERIOR</b>			
Air conditioning – manual	S	S	S
Armrest – front seat, centre, storage, cupholders	S	S	–
Armrest – rear seat, centre	S	S	S
Console – full front floor with shifter, armrest and dual cupholders	–	–	S
Cruise control – electronic	S	S	S
Defogger – electric rear-window	S	S	S
Door locks – power	S	S	S
Fabric – Scotchgard™ Protector (included on cloth seats, door trim, floor carpeting and mats)	S	S	S
Floor mats – front and rear, carpeted	S	S	S
Instrumentation – cluster includes digital speedometer on Caprice – analogue speedometer on Impala SS, analogue coolant temperature, oil pressure, battery voltage and fuel gauges	S	S	S
Instrumentation – low oil level, low fuel level, low coolant level, low washer fluid level and change oil indicators – turn signal-on reminder	S	S	S
Instrumentation – tachometer	–	–	S
Mirror – rearview, automatic day/night electrochromic	S	S	S
Mirror – visor vanity, driver-side covered	S	S	S
Mirror – visor vanity, illuminated, passenger-side covered	0	0	S
Radio – Delco AM/FM stereo, seek up/down, program scan, auto-reverse cassette tape player, Auto Tone Control, Speed Compensated Volume control, clock and Delco TheftLock™	S	S	S
Radio speakers – 4-speaker sound system, extended range rear	S	S	S
Seat – rear facing third seat and assist handles with integral lights	–	S	–
Seat – 6-way power driver	0	S	S
Seat – 6-way power passenger	0	0	S
Seats – cloth 55/45 divided front seat with manual recliners	S	S	–



Impala SS is all about no-holds-barred full-size performance. That begins with the full-sized power of the LT1 V8. And it includes the responsive handling of Impala's special ride and handling suspension system. For more information on the Impala SS, ask your Chevrolet salesperson.



A standard 4-wheel anti-lock braking system (ABS) reduces wheel lockup during severe braking. It is designed to help you maintain steering control, even on most slippery surfaces.



A standard cargo convenience net keeps packages from shifting when the car is in motion.


INTERIOR (CONTINUED)	CLASSIC SEDAN	CLASSIC WAGON	IMPALA SS SEDAN
Seats – reclining bucket seats with Sierra Supersoft leather seating areas	–	–	S
Steering column – Tilt-Wheel™, adjustable	S	S	S
Steering wheel – leather-wrapped	0	–	S
Trunk – cargo convenience net	0	S	S
Trunk/tailgate – power remote release	S	S	S
Windows – power, driver's express-down and rear passenger lock-out features	S	S	S
Windshield wipers – 2-speed, variable delay (intermittent)	S	S	S
Wiper/washer – rear-window	–	S	–

#### PREFERRED EQUIPMENT GROUP PACKAGES

	CLASSIC SEDAN 1SB	CLASSIC WAGON 1SC	IMPALA SS SEDAN 1SC
Trunk – cargo convenience net	•	•	S
Mirror – visor vanity, illuminated, passenger-side covered		•	•
Seat – 6-way power driver		•	S
Seat – 6-way power passenger		•	•
Security cover – rear cargo area		•	•
Carpeting – sidewalls, rear		•	•

#### SELECTED ADDITIONAL INDIVIDUAL OPTIONS

	CLASSIC SEDAN	CLASSIC WAGON	IMPALA SS SEDAN
Sport Suspension Package – includes Trailer Towing Package (requires 5.7L V8)	0	–	–
Trailer Towing Package – 2268 kg (5000 lb.) capacity	–	0	–
Engine – 5.7L V8 with dual exhaust outlets (requires Sport Suspension Package)	0	S	S
Mirror – visor vanity, illuminated, passenger-side covered	0	S	S
Radio – Delco AM/FM stereo, seek up/down, program scan, CD player, Auto Tone Control, Speed Compensated Volume control, clock, Delco TheftLock™ and four speaker extended range sound system	0	0	0
Seats – Custom cloth 55/45 divided front seat with manual recliners	0	0	–
Seats – 55/45 divided front seat with Sierra Supersoft leather seating areas	0	–	–
Suspension – firm ride and handling	0	–	–
Suspension – rear automatic level control	–	0	–
Tires – P215/75R15 all-season whitewall	0	–	–
Tires – P225/70R15 all-season whitewall (requires firm ride and handling suspension)	0	–	–
Tires – P235/70R15 all-season whitewall or blackwall (requires Sport Suspension)	0	–	–
Wheel covers – Deluxe	0	0	–
Wheel covers – 15" custom locking wire	0	0	–
Wheels – 15" x 7" cast-aluminum	0	–	–
Windshield – solar control, heat reflective	0	S	0
Woodgrain – panelling, vinyl appliqué on bodyside and tailgate	–	0	–



Dual air bags are standard on all Caprice Classics for added occupant protection. Air bag sensors are gold-plated to enhance durability.



A rigid steel safety cage surrounds the entire passenger compartment of Caprice Classic. Steel side-guard door beams help complete this safety envelope.



Optional Delco AM/FM stereo with CD player features Speed Compensated Volume and Automatic Tone Control, which tailors equalization to the type of music or programming being heard.



PASS-Key II is a totally passive theft-deterrent system that is standard on all Caprice Classics. If an attempt is made to start your car without the correct key, the ignition

## SPECIFICATIONS

### ENGINES

Type (Sedan)	4.3L 4300 V8 with SFI
Horsepower	200 @ 5000 rpm
Torque	240 @ 2400 rpm
Type (Sedan, Impala SS, Wagon)	5.7L V8 with SFI
Horsepower	260 @ 5000 rpm
Torque	330 @ 2400 rpm

### TOWING

4.3L 4300 V8	2.93 Std. Sedan/3.23 Opt. Sedan final drive ratio 907 kg (2000 lb.) maximum gross trailer weight*
5.7L V8	2.56 Wagon/3.08 Impala SS final drive ratio 907 kg (2000 lb.) maximum gross trailer weight*
5.7L V8	2.93 final drive ratio 2268 kg (5000 lb.) maximum gross trailer weight**

### DIMENSIONS, MM (IN.)

	SEDAN	WAGON
Wheelbase	2945 (115.9)	2945 (115.9)
Length	5439 (214.1)	5520 (217.3)
Width	1968 (77.5)**	2022 (79.6)
Height	1415 (55.7) <sup>††</sup>	1546 (60.9)
Front tread	1568 (61.8)	1578 (62.1)
Rear tread	1582 (62.3)	1628 (64.1)

### INTERIOR, MM (IN.) FRONT/REAR

Head room	996/963 (39.2/37.9)	1005/1001 (39.6/39.4)
Leg room	1072/1002 (42.2/39.5)	1071/964 (42.2/38.0)
Shoulder room	1610/1610 (63.4/63.4)	1610/1612 (63.4/63.5)
Hip room	1448/1445 (57.0/56.9)	1446/1451 (56.9/57.1)

### CAPACITIES/WEIGHT

Trunk, L (cu. ft.)	577 (20.4)	2624 (92.7)
Fuel tank, L (gal.)	87 (19.1)	79 (17.5)
Curb weight (estimated), kg (lb.)	1842 (4061) Classic 1916 (4224) Impala SS	2066 (4555)

\* Includes weight of trailer, cargo, passengers and equipment. All towing recommendations are subject to change. Trailer tongue load should be 10% of the maximum trailer weight but should not exceed the load rating specified for that vehicle, engine or hitch combination.

\*\* Impala SS 1956 (77.0) †Requires V92 Trailer Towing Package. †† Impala SS 1389 (54.7).

# Commitment



Every new GM car and truck is backed by the GM TOTAL™ Warranty (3 years/60,000 km, whichever comes first) which covers complete vehicle repairs, including parts and labour, to correct any defects in material or workmanship occurring during the warranty period. The GM TOTAL™ Warranty requires no deductible. Tires are included. Warranty features include towing, no-cost warranty transfer, and 6-year/160,000 km (whichever comes first) corrosion protection coverage and 8-year/130,000 km (whichever comes first) coverage on catalytic converters and powertrain control modules (PCM). Regular maintenance is not included. See your dealer for terms of this limited warranty.



When you drive away in your new 1996 GM car or truck, the security and convenience of round-the-clock Roadside Assistance is available via a toll-free number useable anywhere in Canada or the United States. During the warranty period, whenever a problem may occur, your Roadside Service Advisor is just a phone call away. Whether it's lock-out assistance, a jump start, a flat tire change, fuel delivery or towing assistance, simply call 1-800-268-6800 and we'll be there to get you on the road again without charge.



Your GM dealer will offer courtesy transportation while your 1996 GM vehicle is serviced at your GM dealership for repairs covered under the 3 year/60,000 km GM TOTAL™ Warranty. See your GM dealer for full details. (Includes public transportation or shuttle service for same-day repairs and loaner or rental service for overnight repairs.)



General Motors Acceptance Corporation (GMAC for short) is a General Motors division that was created specifically to help GM customers like yourself to finance their new vehicles. You can arrange GMAC financing right in your GM dealer's showroom, and the terms of your arrangement can be tailored to fit your particular needs. It's a convenient, flexible alternative to a conventional bank loan.



GM SMARTLEASE is simply an alternative to traditional financing. SMARTLEASE lets qualified customers pay for the portion of the vehicle that is used, rather than paying for the entire vehicle as you would with traditional financing. Consider these SMARTLEASE benefits: Low up-front costs, affordable monthly payments, drive more vehicle for your money, drive a new car more often, limited maintenance and repair expense, no resale risks or trade-in hassles and a guaranteed option-to-purchase price when your lease ends. Most important, there are no surprises with SMARTLEASE. Leasing doesn't have to be a mystery. See your dealer about the benefits of SMARTLEASE. Or call 1-800-32-SMART.



### Turn your dream into a reality.

With the GM Visa® Card, your dream of owning a new GM car or truck can quickly become a reality. Every time you make a purchase using the GM Visa Card, you earn 5% of that purchase which you can apply to the purchase price or lease down payment on your next new GM car or truck. Earn up to \$3500 without having to do anything other than charge your usual purchases to your GM Card.

Plus, when you make a purchase with your GM Visa Card at any one of the GM Card Partners, you earn an additional 5%. And there's no limit to how much you can earn with the Partners.

What's more, there is no annual fee. To receive an application or for full terms and conditions, please see your local GM Dealer, TD Branch or call: 1-800-461-3279.

Up to \$500 per Cardholder Year or maximum of \$3500 over 7 years. Subject to GM Card Program Rules.

\* TD and GM are licensed users of Marks.



If you or your passenger(s) have a physical disability which prevents you from driving or riding in a factory-equipped vehicle, find out about the GM Mobility Program for Persons with Disabilities. You may be eligible for reimbursement of up to \$1000

(GST included) for adaptive equipment you may require for your 1996 GM vehicle. Your

GM dealer can also set up complete GMAC financing for you. Beyond that, your GM dealer can provide you with lists of qualified driver assessment centres and mobility equipment installers. Call this toll-free number for more information. 1-800-GM-DRIVE (TDD users, 1-800-263-3830).



**Get \$750 off.** If you're a recent graduate from a recognized college or university, you may qualify for an additional \$750 off on the purchase or lease down payment of the new GM vehicle of your choice. Anyone graduating from a 3-year university

degree program, a 2-year college program or a 3-year CEGEP D.E.C. program (Technique) between May 1, 1993 and December 31, 1996 can take part. To get credit for your degree, see your GM dealer for full details.



GMPP coverage provides you with "Peace of Mind" protection from repair costs (parts and labour), as well as many associated expenses that may occur to your vehicle beyond the GM TOTAL™ Warranty period. Whether you're purchasing or leasing your GM vehicle, there's a GMPP coverage level and plan term to suit your budget and driving needs. Be sure to ask your GM dealer about the many benefits you receive through your purchase of the General Motors Protection Plan, the only Extended Service Plan backed by the resources and commitment of General Motors.



### The expert choice.

You may wish to customize your vehicle with features that are not available as factory-installed options. If so, ask your sales representative if the desired item is available as a dealer-installed GM Accessory. GM provides GM TOTAL™ Warranty coverage for dealer-installed GM Accessories.



Buying a new vehicle is one of the most important decisions you can make. Naturally, you want to get the best possible value from your purchase. That's why regular maintenance is essential. Not only does it help your vehicle run better and last longer, it also enhances your resale or trade-in value. So you end up getting better fuel economy and a greater return on your investment.

Fitting routine maintenance into your busy schedule can be difficult. Now, GM Goodwrench Service Plus makes it easier, providing complete one-stop shopping for all your routine maintenance needs. Everything from lube, oil and filter to exhaust, and from shocks and struts to tire rotation. All at one convenient location, with GM-trained technicians who really know your GM vehicle and how to do the job right at upfront, competitive prices.

Wherever you see the GM Goodwrench Service Plus sign, it's your guarantee of the best quality work at a competitive price. We invite you to discover GM Goodwrench Service Plus - Expert Service and Honest Prices. GM Goodwrench Service Plus is available at authorized participating GM dealers.



It's good to know, when you travel long distances, that there are hundreds of GM dealers in Canada, each one ready to provide you with professional service and - genuine GM parts. You can phone the GM Customer Communication Centre toll-free at 1-800-263-3777 (English) or 1-800-263-7854 (French) (TDD users, 1-800-263-3830) to talk with trained experts regarding any General Motors product or service problem you may have. The centre is open Monday through Friday, 7:30 a.m. to 11:30 p.m., EST.

#### A Word About This Brochure

We have tried to make this brochure as comprehensive and factual as possible. We reserve the right, however, to make changes at any time, without notice, in prices, colours, materials, equipment, specifications, models and availability. Since some information may have been updated since the time of printing, please check with your Chevrolet dealer for complete details.

#### A Word About Engines

Chevrolets are equipped with engines produced by different operating units of GM, its subsidiaries or suppliers to GM worldwide.

#### A Word About Assembly

Chevrolets are assembled by different operating units of General Motors, its subsidiaries or suppliers to GM worldwide. Chevrolets incorporate thousands of components produced by different operating units of GM, its subsidiaries or suppliers to GM worldwide. We sometimes find it necessary to produce Chevrolets with different or differently sourced components than originally scheduled. All such components have been approved for use in Chevrolets and will provide the quality performance associated with the Chevrolet name. Since some options may be unavailable when your vehicle is assembled, we suggest that you verify that your vehicle includes the equipment you ordered, or if there are changes, that they are acceptable to you.

#### A Word About Corrosion Protection

Chevrolets are designed and built to resist corrosion. All body sheet metal components are warranted against rust-through corrosion for 6 years/160,000 kilometres. Application of additional rust-inhibiting materials is not required under the corrosion coverage and none is recommended.

**Note:** Instruments shown throughout this brochure are metric in Canada. Vehicles in Canada are equipped with Daytime Running Lamps.

General Motors, GM, the GM emblem, Chevrolet, Chevy, the Chevrolet emblem, Cavalier, Corsica, Camaro, the Camaro emblem, Z28, Lumina, Monte Carlo, Z34, Caprice, Impala, the Impala emblem, Soft-Ray, Twilight Sentinel, Freedom, Tilt-Wheel and the TOTAL Warranty are all trademarks of the General Motors Corporation and/or General Motors of Canada Limited. GMAC and SMARTLEASE are trademarks of the General Motors Acceptance Corporation.

"Bertetta" is used with permission of the Bertetta Corporation - FABRICA d'Armi P Bertetta S.p.A.

PASS-Key, PASSLock and TheftLock are registered trademarks of the Delco Electronics Corporation.

Scotchgard is a trademark of the 3M Corporation.

Printed in Canada, August 1995. © General Motors of Canada Limited.


# Exterior Colours



03 - Granite Metallic [1] [2] [3]



16 - Bright White [1] [2] [3]



18 - Dark Green Gray Metallic [3]



19 - Sherwood Green Metallic [1] [2]



30 - Medium Adriatic Blue Metallic [1] [2] [3]



33 - Light Driftwood Metallic [3]



36 - Light Adriatic Blue Metallic [1] [3]



41 - Black [1] [2] [3]



47 - Medium Lichen Green Metallic [1] [2]



51 - Dark Carmine Red Metallic [1] [2]



70 - Torch Red [2]



72 - Medium Garnet Red Metallic [3]



77 - Dark Cherry Metallic [3]



91 - Purple Pearl Metallic [1] [2]

LUMINA ..... [1]

MONTE CARLO ..... [2]

CAPRICE ..... [3]

See your dealer for specific model colour availability



**CAMARO, CAVALIER Z24,  
MONTE CARLO Z34,  
BERETTA Z26, IMPALA SS.**

If you're looking for cars that combine legendary Chevrolet performance with the value that Chevrolet is also famous for, ask your Chevrolet dealer for this brochure.



**CAVALIER, CORSICA, BERETTA.**

They are some of the most popular cars on the road. In fact, the Cavalier has been the bestselling car in Canada for six years in a row. To find out what sets these small cars apart, ask your Chevrolet dealer for this brochure.



120-6-A-002E