



DS AUTOMOBILES  
Spirit of Avant-Garde

# NEW DS 3

## PRICE & SPECIFICATION GUIDE

DECEMBER 2022



BOOK A TEST DRIVE



ORDER ONLINE



FIND A DEALER



FOLLOW US

# DS 3 PERFORMANCE LINE



- 1. Performance Line Black Alcantara® Interior
- 2. 17 inch alloy wheels
- 3. Digital Instrument Cluster
- 4. 10.3 inch Touchscreen
- 5. Keyless Start
- 6. Flush Fitting Door Handles



# DS 3 PERFORMANCE LINE+



## In addition to PERFORMANCE LINE

- 1. 18 inch alloy wheels
- 2. DS IRIS SYSTEM
  - 3D Connected Navigation
  - Natural Voice Recognition
- 3. DS PROXIMITY KEYLESS ENTRY & START
- 4. Aluminium sports pedals



# DS 3 RIVOLI



## In addition to PERFORMANCE LINE+

1. Basalt Black Mistral Leather Interior
2. 18 inch 'NICE' diamond-cut alloy wheels
3. Chrome diamond design front grille
4. Chrome DS Wings & DS badges



# DS 3 OPERA



## In addition to RIVOLI

1. Basalt Black OPERA Interior
2. Electric, Heated and Massaging front seats
3. Aluminium sports pedals
4. Head-up Display
5. Wireless charging for Smartphone
6. Reversing camera - 180 Vision Front parking sensors
7. **ADVANCED SAFETY PACK**
  - DS DRIVE ASSIST
  - Advanced Emergency Braking System\*
  - Extended traffic sign recognition
  - Blind Spot Detection



\* Pedestrian and cyclist recognition (up to 70 mph)



BOOK A TEST DRIVE



ORDER ONLINE



FIND A DEALER



FOLLOW US

# PRICES

Engine	LCDV Code	CO <sub>2</sub> g/km* WLTP	1st Year Tax	Basic MRRP	VAT	Total MRRP	On The Road MRRP	P11D Value	BIK %	Insurance Group	BIK Per Month	
											20%	40%
<b>PERFORMANCE LINE</b>												
Pure Tech 100 Manual	1SD3SYKJLKTOA040	128	£190	£20,795.83	£4,159.17	£24,955.00	<b>£25,900.00</b>	£25,655.00	30	15E	£128	£257
Pure Tech 130 Automatic	1SD3SYKM61TOA040	135	£230	£22,929.17	£4,585.83	£27,515.00	<b>£28,500.00</b>	£28,215.00	32	20E	£150	£301
E-TENSE	1SD3SYKZIFTOA040	0	£0	£30,370.83	£8,074.17	£36,445.00	<b>£37,200.00</b>	£37,145.00	2	27E	£12	£25
<b>PERFORMANCE LINE +</b>												
Pure Tech 130 Automatic	1SD3SYRM61TOA040	137	£230	£24,595.83	£4,919.17	£29,515.00	<b>£30,500.00</b>	£30,215.00	32	20E	£161	£322
E-TENSE	1SD3SYRZIFTOA040	0	£0	£32,037.50	£8,407.50	£38,445.00	<b>£39,200.00</b>	£39,145.00	2	28E	£13	£26
<b>RIVOLI</b>												
Pure Tech 130 Automatic	1SD3SYTM61TOA040	137	£230	£25,012.50	£5,002.50	£30,015.00	<b>£31,000.00</b>	£30,715.00	32	22E	£164	£328
E-TENSE	1SD3SYTZIFTOA040	0	£0	£32,454.17	£6,490.83	£38,945.00	<b>£39,700.00</b>	£39,645.00	2	30E	£13	£26
<b>OPERA</b>												
Pure Tech 130 Automatic	1SD3SYVM61TOA040	137	£230	£27,512.50	£5,502.50	£33,015.00	<b>£34,000.00</b>	£33,715.00	32	TBC	£180	£360
E-TENSE	1SD3SYVZIFTOA040	0	£0	£34,954.17	£6,990.83	£41,945.00	<b>£42,700.00</b>	£42,645.00	2	TBC	£14	£28



\*From January 2019 all models are Type Approved according to Worldwide Harmonised Light-Duty Vehicles Test Procedure (WLTP). WLTP is the new official test regime and replaces the New European Driving Cycle (NEDC). The CO<sub>2</sub> data has been converted from WLTP back to NEDC-equivalent values in accordance with current vehicle tax and Company Car Tax (CCT) legislation. Two values for CO<sub>2</sub> are shown per version, these are the 'Vehicle High' (1) value and the 'Vehicle Low' (2) value. For transparency and clarity, the 'Vehicle High' value has been used to calculate the first year taxation in the prices shown above. The actual CO<sub>2</sub> value of a version may vary according to optional equipment fitted but, other than in exceptional circumstances, will be between 'Vehicle High' and 'Vehicle Low'.

For full information, including WLTP fuel consumption data, please see technical specification pages, or refer to your nearest DS retailer.

(1) Vehicle High = High specifications vehicle fitted with maximum available options.

(2) Vehicle Low = Standard specifications vehicle fitted with minimal options.

Please note: an additional annual tax rate applies in years 2 to 6 for vehicles with a list price (which includes basic price, VAT, delivery cost and additional options) in excess of £40,000.

Prices include Plug-In Car Grant (PICG) from government of £2,500 - subject to approval.



## DS DELIVERY VALET

YOUR TIME IS OUR PRIORITY

DS DELIVERY VALET allows you to benefit from the delivery of your new or used DS to the address of your choice and collection of your old vehicle.

PRICE: £195 inc. VAT



BOOK A TEST DRIVE



ORDER ONLINE



FIND A DEALER



FOLLOW US

## EXTERIOR COLOURS

• Standard equipment



ARTENSE GREY (M)



PLATINUM GREY (M)



PERLA NERA BLACK (M)



PERLA NERA BLACK



RIVA RED (M)



LACQUERED GREY (M)



PEARL CRYSTAL (M)



BIANCA WHITE (F)



CARAT GREY

## ROOF COLOURS

COLOURS	ROOF COLOUR	BODY CODE	ROOF CODE	PERFORMANCE LINE	PERFORMANCE LINE +	RIVOLI	OPERA
FLAT							
Bianca White	Bianca White	POWP	ZK01	•	•	•	•
	Perla Nera Black		ZK12	£200	£200	£200	£200
METALLIC							
Perla Nera Black	Perla Nera Black	M09V	DEFAULT	£575	£575	£575	£575
	Carat Grey		ZK15	£775	£775	£775	£775
Artense Grey	Perla Nera Black	M0F4	DEFAULT	£775	£775	£775	£775
Lacquered Grey	Perla Nera Black	M0SC	DEFAULT	£775	£775	£775	£775
Platinum Grey	Platinum Grey	M0VL	DEFAULT	£575	£575	£575	£575
	Perla Nera Black		ZK12	£775	£775	£775	£775
Pearl Crystal	Perla Nera Black	M0PH	DEFAULT	£775	£775	£775	£775
	Carat Grey		ZK14	£775	£775	£775	£775
Diva Red	Perla Nera Black	M6TU	DEFAULT	£975	£975	£975	£975
	Carat Grey		ZK14	£975	£975	£975	£975



BOOK A TEST DRIVE



ORDER ONLINE



FIND A DEALER



FOLLOW US

# INTERIORS

- Standard equipment



**PERFORMANCE LINE BLACK ALCANTARA® INTERIOR**  
STANDARD ON PERFORMANCE LINE & PERFORMANCE LINE+



**PERFORMANCE LINE BASALT BLACK LEATHER INTERIOR**  
OPTIONAL ON PERFORMANCE LINE & PERFORMANCE LINE+



**BASALT BLACK MISTRAL LEATHER INTERIOR**  
STANDARD ON RIVOLI



**BASALT BLACK OPERA INTERIOR**  
STANDARD ON OPERA



**PEBBLE GREY CLOTH INTERIOR**  
OPTIONAL ON RIVOLI

COLOURS	CODE	PERFORMANCE LINE	PERFORMANCE LINE +	RIVOLI	OPERA
<b>Performance Line Black Alcantara® Interior</b> High density seats in Black Alcantara® with black woven cloth and black Alcantara® décor	89FC	•	•		
<b>Performance Line Basalt Black Leather Interior</b> High density seats in Basalt Black Claudia leather with black woven cloth and black Alcantara® décor	25FC	£700	£700		
<b>Basalt Black Mistral Leather Interior</b> High density seats in Basalt Black Mistral leather	3UFC			•	
<b>Basalt Black OPERA Interior</b> High density seats in Art Basalt Black Nappa Watchstrap leather with Art Basalt Black Nappa leather decor	4HFC				•
<b>Pebble Grey Cloth Interior</b> Pebble Grey Luxembourg cloth seats with Nappa leather	90FC			£200	



BOOK A TEST DRIVE



ORDER ONLINE



FIND A DEALER



FOLLOW US

# WHEELS

• Standard equipment



**DUBLIN**  
ALLOY WHEELS



**OSLO**  
ALLOY WHEELS



**NICE**  
ALLOY WHEELS



**TOULOUSE**  
ALLOY WHEELS



**BOSTON**  
ALLOY WHEELS

	ALLOY WHEELS	ORDER CODE	PERFORMANCE LINE		PERFORMANCE LINE +		RIVOLI	OPERA
			Pure Tech	E-Tense	Pure Tech	E-Tense		
	<b>17 INCH</b>							
	17 inch 'OSLO' alloy wheels	ZHYN	•					
	17 inch 'DUBLIN' diamond-cut alloy wheels	ZHYO	£350	•				
	<b>18 INCH</b>							
	18 inch 'NICE' diamond-cut alloy wheels	ZHKX			•	£350	•	•
	18 inch 'ZURICH' diamond-cut alloy wheels	ZHM6		£500		•		
	18 inch 'BOSTON' diamond-cut alloy wheels	ZHYQ			£350	£350		



BOOK A TEST DRIVE



ORDER ONLINE



FIND A DEALER



FOLLOW US

# EQUIPMENT SPECIFICATION

Option availability varies according to version/engine/trim level. Some options are only available as part of a pack. Please refer to the options section for further information.

• **Standard equipment**    ◦ **Optional equipment**

	CODE	PERFORMANCE LINE		PERFORMANCE LINE +		RIVOLI		OPERA	
		PureTech	E-TENSE	PureTech	E-TENSE	PureTech	E-TENSE	PureTech	E-TENSE
<b>UPHOLSTERY</b>									
Performance Line Black Alcantara® Interior High density seats in Black Alcantara® with black woven cloth and black Alcantara® décor	89FC	•	•	•	•				
Performance Line Basalt Black leather interior High density seats in Basalt Black Claudia leather with black woven cloth and black Alcantara® décor	25FC	◦	◦	◦	◦				
Basalt Black Mistral Leather Interior High density seats in Basalt Black Mistral leather	3UFC					•	•		
Basalt Black OPERA Interior High density seats in Art Basalt Black Nappa Watchstrap leather with Art Basalt Black Nappa leather decor	4HFC							•	•
<b>WHEELS</b>									
17 inch 'OSLO' diamond-cut alloy wheels	ZHYN	•							
17 inch 'DUBLIN' diamond-cut alloy wheels	ZHYO	◦	•						
18 inch 'NICE' diamond-cut alloy wheels	ZHKX			•	◦	•	•	•	•
18 inch 'TOULOUSE' diamond-cut alloy wheels	ZHM6		◦		•				
18 inch 'BOSTON' diamond-cut alloy wheels	ZHYQ			◦	◦				
Black centre caps with DS logo						•	•	•	•
Carmine centre caps with DS logo		•	•	•	•				
Tyre repair kit		•	•	•	•	•	•	•	•
Locking wheel nuts	QF01	•	•	•	•	•	•	•	•
Tyre Pressure Monitoring System		•	•	•	•	•	•	•	•
<b>EXTERIOR STYLE</b>									
Flush fitting door handles with chrome		•	•	•	•	•	•	•	•
Single tailpipe (PureTech 100 versions)		*							
Twin chrome tailpipes (PureTech 130 versions only)		*		*		*		*	
Chrome DS badges	MTBO					•	•	•	•
Black DS badges	MTBO	•	•	•	•				
Gloss black exterior door mirrors		•	•	•	•	•	•	•	•
Matt black front grille	PDGZ								
Chrome diamond design front grille						•	•	•	•



BOOK A TEST DRIVE



ORDER ONLINE



FIND A DEALER



FOLLOW US

# EQUIPMENT SPECIFICATION

Option availability varies according to version/engine/trim level. Some options are only available as part of a pack. Please refer to the options section for further information.

- **Standard equipment**
- **Optional equipment**

	CODE	PERFORMANCE LINE		PERFORMANCE LINE +		RIVOLI		OPERA	
		PureTech	E-TENSE	PureTech	E-TENSE	PureTech	E-TENSE	PureTech	E-TENSE
<b>EXTERIOR STYLE (CONTINUED)</b>									
Gloss black front grille		•	•	•	•				
Chrome DS Wings						•	•	•	•
Black DS Wings		•	•	•	•				
Gloss black rear tailgate trim and rear light surround		•	•	•	•	•	•	•	•
E-TENSE badging (Chrome on Bastille, Rivoli & Opera. Black on Performance Line & Performance Line+)			•		•		•		
<b>INTERIOR STYLE</b>									
Black leather steering wheel	VH54					•	•	•	•
Black perforated leather steering wheel with contrast stitching	VH55	•	•	•	•				
Aluminium sport pedals	YE02	◦	◦	•	•	◦	◦	•	•
Dynamic sports pack (Offers a more intense driving experience in Sport mode, with firmer steering, augmented sound and a sport overlay for the instrument cluster. Available on Automatic versions only)	QM02	•		•					
Front and rear carpet mats	UL03			•	•	•	•	•	•
Front central armrest	JB04			•	•	•	•	•	•
<b>IN-CAR ENTERTAINMENT</b>									
7 inch digital instrument cluster		•	•	•	•	•	•	•	•
10.3 inch HD touchscreen	WL08	•	•	•	•	•	•	•	•
DS IRIS SYSTEM, 3D Connected Navigation, Natural Voice Recognition	WL0D	◦	◦	•	•	•	•	•	•
Head-up Display	YB01	◦	◦	◦	◦	◦	◦	•	•
Wireless Mirror Screen with Apple CarPlay® and Android Auto		•	•	•	•	•	•	•	•
8 speakers		•	•	•	•	•	•	•	•
Bluetooth® handsfree and media streaming		•	•	•	•	•	•	•	•
DAB digital radio		•	•	•	•	•	•	•	•
One front USB connection points (1 x USB-C port - charging & connection to touchscreen)		•	•	•					
Two front USB connection points (1 x USB-C port - charging & connection to touchscreen. 1 x USB-A port - charging only)					•	•	•	•	•
Multi-function on-board trip computer		•	•	•	•	•	•	•	•
Wireless charging for Smartphone	E301	◦	◦	◦	◦	◦	◦	•	•



BOOK A TEST DRIVE



ORDER ONLINE



FIND A DEALER



FOLLOW US

# EQUIPMENT SPECIFICATION

Option availability varies according to version/engine/trim level. Some options are only available as part of a pack. Please refer to the options section for further information.

- **Standard equipment**
- **Optional equipment**

	CODE	PERFORMANCE LINE		PERFORMANCE LINE +		RIVOLI		OPERA	
		PureTech	E-TENSE	PureTech	E-TENSE	PureTech	E-TENSE	PureTech	E-TENSE
<b>COMFORT &amp; CONVENIENCE</b>									
Keyless start	YD02	•	•	•	•	•	•	•	•
DS PROXIMITY KEYLESS ENTRY & START	YD07	◦	◦	•	•	•	•	•	•
Automatic front windscreen wipers		•	•	•	•	•	•	•	•
Automatic rear windscreen wiper in reverse		•	•	•	•	•	•	•	•
Electric parking brake		•	•	•	•	•	•	•	•
12V socket		•	•	•	•	•	•	•	•
Electrically adjustable exterior door mirrors	HU03	•	•	•	•	•	•	•	•
Electrically folding door mirrors with LED spotlight	HU13	•	•	•	•	•	•	•	•
Tinted exterior door mirrors		•	•	•	•	•	•	•	•
Blind spot detection								•	•
Frameless electrochrome interior rear view mirror	RL06			•	•	•	•	•	•
Front and rear electric windows		•	•	•	•	•	•	•	•
Front and rear grab handles		•	•	•	•	•	•	•	•
Heated exterior door mirrors		•	•	•	•	•	•	•	•
Automatic air conditioning	RE07	•	•	•	•	•	•	•	•
Odour filter		•	•	•	•	•	•	•	•
Programmable heater with temperature regulator (E-TENSE only)			•		•		•		•
Heat Pump (E-TENSE only)			•		•		•		•
Remote control central locking with deadlocks		•	•	•	•	•	•	•	•
Sunvisors with LED courtesy mirror		•	•	•	•	•	•	•	•
<b>SEATING</b>									
40/60 backrest split on rear seats (Includes easy folding button)		•	•	•	•	•	•	•	•
Height adjustable front and rear headrests		•	•	•	•	•	•	•	•
Height adjustable front seats		•	•	•	•	•	•	•	•
Premium seats with comfort foam and pads & map pocket (Available with optional DS Inspiration BASTILLE)		•	•	•	•	•	•	•	•
Two rear ISOFIX mounting points		•	•	•	•	•	•	•	•



BOOK A TEST DRIVE



ORDER ONLINE



FIND A DEALER



FOLLOW US

# EQUIPMENT SPECIFICATION

Option availability varies according to version/engine/trim level. Some options are only available as part of a pack. Please refer to the options section for further information.

• **Standard equipment**    ◦ **Optional equipment**

	CODE	PERFORMANCE LINE		PERFORMANCE LINE +		RIVOLI		OPERA		
		PureTech	E-TENSE	PureTech	E-TENSE	PureTech	E-TENSE	PureTech	E-TENSE	
<b>SEATING (CONTINUED)</b>										
Electric front seats								•	•	
Heated front seats								•	•	
Massaging front seats								•	•	
<b>LIGHTING &amp; VISIBILITY</b>										
LED headlights	LA10	•	•	•	•	•	•	•	•	
LED Daytime Running Lights		•	•	•	•	•	•	•	•	
DS LED rear lights	QL02			•	•	•	•	•	•	
Automatic lights	YQ01	•	•	•	•	•	•	•	•	
High Beam Assist	YQ02							•	•	
Front and rear LED interior reading lights	IM10	•	•	•	•	•	•	•	•	
Boot lighting		•	•	•	•	•	•	•	•	
Tinted rear windows with heated rear windscreen	VD02	•	•							
Dark tinted acoustic rear windows with heated rear windscreen	VD09			•	•	•	•	•	•	
Acoustic and tinted front windscreen	S010	•	•	•	•	•	•	•	•	
<b>SAFETY &amp; SECURITY</b>										
Rear parking sensors	WY72	•	•	•	•	•	•	•	•	
Front parking sensors	ZVJ5	◦	◦	◦	◦	◦	◦	•	•	
Reversing camera - 180° Vision	ZVJ5	◦	◦	◦	◦	◦	◦	•	•	
<b>SAFETY PACK</b> - Emergency Braking System (up to 52mph), Lane Keeping Assist, Lane Departure Warning, Speed Limit Recognition and Recommendation, Intelligent Speed Adaptation	ZVJ4	•	•	•	•	•	•	•	•	
<b>ADVANCED SAFETY PACK</b> - DS DRIVE ASSIST, Advanced Emergency Braking System*, Extended traffic sign recognition, Blind Spot Detection (*Pedestrian and cyclist recognition (up to 70 mph))	ZVJ6	◦	◦	◦	◦	◦	◦	•	•	
Cruise control with speed limiter		•	•	•	•	•	•	•	•	
ESP (Electronic Stability Program)	UF01	•	•	•	•	•	•	•	•	
Advanced traction control (Offers additional drive modes for optimised performance on rough terrain: Mud, Sand, Snow Does not include mud/snow tyres. Speak to your DS Retailer for information on purchasing all-terrain tyres)	UF02			•		•		•		
Hill Assist		•	•	•	•	•	•	•	•	



BOOK A TEST DRIVE



ORDER ONLINE



FIND A DEALER



FOLLOW US

# EQUIPMENT SPECIFICATION

Option availability varies according to version/engine/trim level. Some options are only available as part of a pack. Please refer to the options section for further information.

- **Standard equipment**
- **Optional equipment**

	CODE	PERFORMANCE LINE		PERFORMANCE LINE +		RIVOLI		OPERA	
		PureTech	E-TENSE	PureTech	E-TENSE	PureTech	E-TENSE	PureTech	E-TENSE
<b>SAFETY &amp; SECURITY (CONTINUED)</b>									
DS Connect Box – emergency & assistance system	YR22	•	•	•	•	•	•	•	•
Airbags: front/rear lateral and curtain airbags	NF16	•	•	•	•	•	•	•	•
Alarm - perimetric and volumetric, with anti-lift detection	AB13	•	•	•	•	•	•	•	•
Front seatbelts with pretensioners and front/rear load limiter		•	•	•	•	•	•	•	•
Unfastened seatbelt warning		•	•	•	•	•	•	•	•
<b>CONNECTED SERVICES</b>									
TomTom SpeedCam / Danger Zones - 3 years subscription. Activation through the DS Connected Services Store required (*Available with DS Connect NavFixed Speed Cameras, Average Speed Cameras, Traffic Light Cameras, Traffic Light Speed Cameras, Mobile Speed Cameras (requires other TomTom user interaction), Accident Blackspots, Danger Zones Visit: services-store.dsautomobiles.co.uk)				•	•	•	•	•	•
<b>E-TENSE</b>									
<b>ON-BOARD CABLES</b>									
11kW On-Board Charger Accelerated charging. Compatible with 3-phase charging (Home Charging Unit not included. Speak to your DS Retailer for more information about charging solutions)	LZ04		•		•		•		•
RAPID Charging Capability up to 100kW	QU01		•		•		•		•
<b>CHARGING CABLES</b>									
Accelerated Charging Cable Type 2 / Mode 3 (Home Charging Unit not included. Speak to your DS Retailer for more information about charging solutions)			•		•		•		•



BOOK A TEST DRIVE



ORDER ONLINE



FIND A DEALER



FOLLOW US

# OPTIONS

Please note: the price of packs may vary depending on trim level, as some equipment may become standard on higher trim levels.

	CODE	PERFORMANCE LINE		PERFORMANCE LINE +		RIVOLI		OPERA	
		PureTech	E-TENSE	PureTech	E-TENSE	PureTech	E-TENSE	PureTech	E-TENSE
<b>INTERIOR STYLE</b>									
Aluminium sports pedals	YE02	£200	£200						
<b>IN-CAR ENTERTAINMENT</b>									
<b>DS IRIS SYSTEM</b> 3D Connected Navigation Natural Voice Recognition Head-up Display	YB01	£850	£850						
Head-up Display	YB01			£300	£300	£300	£300		
Wireless Charging for Smartphone	E301	£200	£200	£200	£200	£200	£200		
FOCAL Electra® HiFi system	6F04			£900		£900		£900	
<b>COMFORT &amp; CONVENIENCE</b>									
<b>COMFORT PACK</b> DS PROXIMITY KEYLESS ENTRY & START Front Central Armrest Frameless electrochrome interior rear view mirror	J649	£600	£600						
<b>LIGHTING &amp; VISIBILITY</b>									
DS MATRIX LED VISION	YQ03			£1,000	£1,000	£1,000	£1,000	£1,000	£1,000
<b>SAFETY &amp; SECURITY</b>									
<b>CITY PACK</b> Reversing camera Front parking sensors Blind Spot Detection	ZVJ5	£400	£400	£400	£400	£400	£400		
<b>ADVANCED SAFETY PACK (Automatic versions only)</b> DS DRIVE ASSIST (Semi-autonomous driving system) Blind Spot Detection Reversing Camera - 360 Vision Front Parking Sensors Advanced Emergency Braking System Extended Traffic Sign Recognition High Beam Assist	ZVJ6	£1,450	£1,450	£1,450	£1,450	£1,450	£1,450		
<b>ADVANCED TRACTION CONTROL</b> Offers additional drive modes for optimised performance on rough terrain: Mud, Sand, Snow. Also includes 17 inch 'Dublin' alloy wheels with 3PMSF certified winter tyres)	UF02	£300							



BOOK A TEST DRIVE



ORDER ONLINE




FIND A DEALER



FOLLOW US

# E-TENSE

## ALL ELECTRIC RANGE



232-  
270  
MILES\*

\* The electric range you achieve in real life conditions will depend upon a number of factors including the starting charge of the battery, accessories fitted (post-registration), variations in weather, driving styles and vehicle load. Only compare fuel consumption and CO<sub>2</sub> figures with other cars tested to the same technical standard.

## REGENERATIVE BRAKING

(B)

for Braking Mode can be selected on the gear selector, meaning your vehicle will use a higher level of regenerative braking and slow-up faster when your foot is off the accelerator. Regenerative braking slows the vehicle while harnessing the kinetic energy back into the battery, thus helping to maximise range. Around town, the range can be increased up to 20% with regenerative braking.



## WHAT AFFECTS THE RANGE?

Driving style, driving speed, use of heating & air conditioning, acceleration or load are several factors that will affect the range of your car. Limiting the impact of the above factors will maximise range.

The predicted range gauge on our vehicles utilises recent driving history, as well as remaining battery charge and current driving conditions to estimate the range available.



BOOK A TEST DRIVE



ORDER ONLINE



FIND A DEALER



FOLLOW US

## CHARGING



### ACCELERATED CHARGING


Install a home charging unit to access Accelerated charging at home.

7kW



7:30 HOURS

100%



### RAPID CHARGING

50kW RAPID chargers are most commonly found at motorway service stations. 100kW RAPID chargers are beginning to be installed across the country.

50kW



1 HOUR

100kW

30 MIN

80%



Our approved charging partner Pod Point can assist with the installation of a home charging unit. They are fully approved under the government's Homecharge scheme, so if you have off-street parking, you could be eligible for a grant towards the cost of your charger. Speak to your DS Retailer about installing a home charging unit.



Take advantage of our BP Pulse subscription - offered exclusively to DS E-TENSE customers. BP Pulse offers the largest network of UK chargepoints, and for subscribers the electricity is free at the majority of charging locations.



### CHARGING ON THE GO

Using your DS Connect Nav, you can plan breaks en-route for refreshments and recharging. With over 20,000 public charging points in the UK and over 100,000 around Europe, no journey is too far.



20,000+ charging points in the UK, and growing



BOOK A TEST DRIVE



ORDER ONLINE



FIND A DEALER



FOLLOW US

# MyDS APP

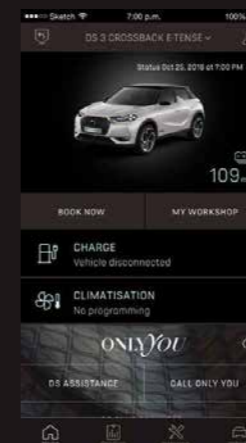
E-TENSE EXCLUSIVE FEATURES.

CONTROL YOUR ELECTRIC CAR FROM YOUR SMARTPHONE WITH THE MyDS APP.



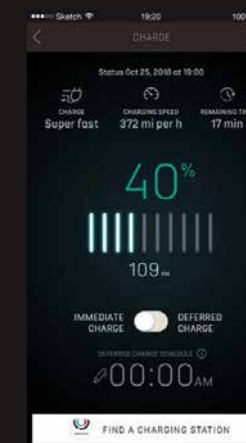
## RANGE INFORMATION

With the MyDS smartphone app, you can see your car's current state of charge and approximate remaining range. When your car is plugged in, the speed and expected remaining charging time are also shown.



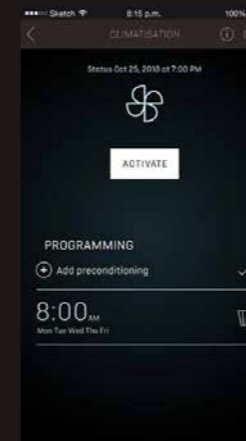
## REMOTE CHARGING

With control of remote charging you can use the MyDS app to commence charging or initiate a programmed charge. A programmed charge enables you to use the most beneficial energy rates to replenish your battery.



## REMOTE AIR CONDITIONING

This feature allows you to programme the heating or air conditioning of your car while it's still charging. Your car will be set to your preferred temperature when you get in, without diminishing the range available.



BOOK A TEST DRIVE



ORDER ONLINE



FIND A DEALER



FOLLOW US

# ONLY YOU

THE DS EXPERIENCE

## MAKE THE CHOICE OF DS EXCELLENCE

Inspired by you and created for you, Only You is an exclusive programme offering services tailored to your personal needs. Enjoy a tailor-made programme for a unique DS experience.



Your Only You services are directly accessible via MyDS App, or by using the dedicated telephone number\*.



0800 877 8455

Available Monday to Saturday 8am to 6pm.  
A DS representative will answer your questions and deal with your requests.

\*Calls are free from a landline. For mobiles please refer to your service provider for charges.

TEL 0800 877 8455 MyDS APP



BOOK A TEST DRIVE



ORDER ONLINE



FIND A DEALER



FOLLOW US

# TECHNICAL SPECIFICATION

\*Official Government test fuel consumption figures  
 \*\*Please note: the maximum plated weights must not be exceeded

	PETROL VERSIONS			
	PureTech 100 Manual		PureTech 130 Automatic	
<b>ENGINE</b>				
Capacity (cc)	1199		1199	
Cylinders	3		3	
Maximum power CEE (hp/kW/rpm)	101/74/5500		131/96/5500	
Maximum torque CEE (Nm/rpm)	205/1750		230/1750	
Bore & Stroke (mm)	75x90.5		75x90.5	
Fuel system	Turbo		Turbo	
Euro status	6		6	
<b>TRANSMISSION</b>				
Number of Gears	6		8	
Manual Gearbox	•		•	
Automatic Gearbox	•		•	
<b>(ALL FIGURES DRIVER ALONE) PERFORMANCE</b>				
Max speed (mph)	112		124	
0-62mph (secs)	10.9		9.2	
Standing 1000m (secs)	32.9		30.6	
<b>FUEL CONSUMPTION (WLTP)*</b>				
	<b>Vehicle Low</b>	<b>Vehicle High</b>	<b>Vehicle Low</b>	<b>Vehicle High</b>
Combined (L/100km)	5.7	6.2	6.1	6.6
Combined (mpg)	49.6	45.6	46.3	42.8
<b>REGULATED EMISSIONS (WLTP)</b>				
	<b>Vehicle Low</b>	<b>Vehicle High</b>	<b>Vehicle Low</b>	<b>Vehicle High</b>
CO <sub>2</sub> EMISSIONS (g/km)	128	141	135	148
<b>WEIGHTS (kg)**</b>				
Mass in running order	1245		1280	
Kerb Weight (exc. Driver)	1170		1205	
Mass in service	1276		1310	
Payload	480		495	
Maximum laden weight (Gross vehicle weight)	1650		1700	
Gross train weight	2850		2900	
Max plated front axle	930		930	
Max plated rear axle	920		920	
<b>TOWING (kg)</b>				
Max towing weight braked/unbraked	1200/620		1200/640	
Maximum tow hitch download	48		48	
<b>BRAKES</b>				
	Front: ventilated discs. Rear : discs			
<b>SUSPENSION</b>				
	Front: MacPherson type front suspension. Rear: Multi-arm rear suspension			
<b>STEERING</b>				
	Variable power assisted steering			
Turning circle between kerbs (m)	10.7		10.7	
<b>FUEL TANK CAPACITY LITRES (gallons)</b>				
	44 (11.6)			
<b>BOOT VOLUMES</b>				
Seats folded down - up to roof (L)	1050		1050	
Seat up - below parcel shelf (L)	350		350	

1. The performances are defined in standard condition (25°C, 1000mb)  
 2. The performances measurements are realised on flat, straight road.  
 3. The performances may vary according to the trim level and/or equipment.  
 4. For automatic transmissions, elasticity measurements are realised in DRIVE position.

Figures quoted reflect a range of configurations (including non-UK market vehicles) and are subject to changes resulting from ongoing product development, range evolutions, testing and evaluations.

# DIMENSIONS



EXTERIOR DIMENSIONS (mm)		
Length	4118	4118
Width mirrors unfolded/folded	1988/1802	1988/1802
Height (unladen)	1534	1534
Wheelbase	2558	2558
Ground clearance	170	170
Wheel diameter (max)	690	690

# TECHNICAL SPECIFICATION

\*Please note: the maximum plated weights must not be exceeded

ELECTRIC VERSION		
E-TENSE		
<b>ELECTRIC MOTOR AND BATTERY</b>		
Motor	Full Electric	
Battery	54 kWh Lithium-Ion Battery	
Usable Battery Capacity	50.8 kWh	
Number of cells	216	
Transmission	Single Speed Automatic	
Max power	115kW (155hp)	
Torque (Nm)	260	
0-62mph (seconds)	9	
0-1000m (seconds)	31.5	
Top Speed (mph)	93	
	<b>Vehicle Low</b>	<b>Vehicle High</b>
Potential Range (WLTP - miles)	270	232
Electric Energy Consumption (Wh/km)	141.7	164.3
Driving modes available	Eco/Normal/Sport	
CO <sub>2</sub> Emissions (g/km)	0	
Charging Time 0 to 100% (11kW three-phase Accelerated charging via Home Charging Unit)	5 hours	
Charging Time 0 to 100% (7.4kW Accelerated charging via Home Charging Unit)	7 hours 30 mins	
Charging Time 0 to 80% (100kW RAPID Charging)	30 minutes	
Operating Voltage (V)	400	
<b>WEIGHTS (kg)*</b>		
Kerb Weight (exc. Driver)	1550	
Payload	458	
Maximum laden weight (Gross vehicle weight)	2008	
<b>TOWING (kg)</b>		
Max towing weight braked/unbraked	0	
Maximum tow hitch download	0	
<b>BRAKES</b>		

ELECTRIC VERSION	
E-TENSE	
Front	Ventilated discs
Rear	Discs
<b>STEERING AND SUSPENSION</b>	
Steering	Variable power assisted steering
Front	MacPherson axle with triangulated lower arms, coil springs, telescopic hydraulic shock absorbers and anti-roll bar
Rear	Trailing arm, with deformable cross member, coil springs, telescopic hydraulic shock absorbers and ant-roll bar.
Turning circle between kerbs (m)	10.7
<b>EXTERIOR DIMENSIONS (MM)</b>	
Length	4118
Width mirrors unfolded/folded	1988/1802
Height (unladen)	1534
Wheelbase	2558
Ground clearance	170
Wheel diameter (max)	690
<b>CAPACITY AND BOOT VOLUMES</b>	
Number of seats	5
Seats folded down - up to roof (L)	1050
Seat up - below parcel shelf (L)	350



BOOK A TEST DRIVE



ORDER ONLINE



FIND A DEALER



FOLLOW US

# DS CARE FOR CAR AND DRIVER

## COMPREHENSIVE WARRANTY

Every new DS car offers the benefit of a three year<sup>1</sup> warranty package, plus a 12 year anti-perforation<sup>2</sup> warranty and a three year paint warranty. The E-Tense versions come with 8 years' or 100,000 miles battery warranty, whichever comes first, if the charging capacity of the batteries fall below 70%.

<sup>1</sup> Two years' unlimited mileage manufacturer's warranty. No-fee customer option of one year's Retailer provided warranty, only on cars sourced from DS AUTOMOBILES. Note: Retailer provided warranty is limited to 60,000 miles for cars and 100,000 miles for light commercial vehicles (excluding motorhomes and other converted vehicles).

<sup>2</sup> Against all internal to external perforation to bodywork or underbody on condition the car undergoes an inspection by a DS franchised Retailer every two years from its fourth anniversary.

## DS ASSISTANCE

In response to a free telephone call in the UK, DS Assistance brings rapid expert roadside assistance to you in an emergency. It comes free of charge for three years, from date of vehicle registration, and operates 24 hours a day in all parts of the UK and Europe. Services include nationwide recovery for both car and passengers, a home call service, replacement vehicle, hotel accommodation and vehicle storage if required. You can also purchase additional DS Assistance via your local DS dealer at any time. DS Assistance applies to incidents covered by the new vehicle warranty, and non-vehicle faults, such as running out of fuel or mis-fuelling, instances where keys have been locked inside the vehicle or lost/stolen, road traffic accidents and punctures / wheel changes.

The On the Road MRRP featured includes the following:

TAX BAND	CO2 (G/KM)	FIRST YEAR			ANNUAL TAX*		FIRST REG FEE	DELIVERY CHARGE*	VAT @ 20% ON DELIVERY	TOTAL OTR COSTS PETROL	TOTAL OTR COSTS DIESEL	TOTAL OTR COSTS ELECTRIC
		PETROL	DIESEL	ELECTRIC	PETROL / DIESEL	ELECTRIC						
A	0	£0.00	£0.00	£0.00	£0.00	£0.00	£55.00	£583.33	£116.67	£755.00	£755.00	£755.00
B	1 to 50	£10.00	£10.00	£0.00	£165.00	£155.00	£55.00	£583.33	£116.67	£765.00	£765.00	£755.00
C	51 to 75	£25.00	£25.00	£0.00	£165.00	£155.00	£55.00	£583.33	£116.67	£780.00	£780.00	£755.00
D	76 to 90	£120.00	£120.00	£0.00	£165.00	£155.00	£55.00	£583.33	£116.67	£875.00	£875.00	£755.00
E	91 to 100	£150.00	£150.00	£0.00	£165.00	£155.00	£55.00	£583.33	£116.67	£905.00	£905.00	£755.00
F	101 to 110	£170.00	£170.00	£0.00	£165.00	£155.00	£55.00	£583.33	£116.67	£925.00	£925.00	£755.00
G	111 to 130	£190.00	£190.00	£0.00	£165.00	£155.00	£55.00	£583.33	£116.67	£945.00	£945.00	£755.00
H	131 to 150	£230.00	£230.00	£0.00	£165.00	£155.00	£55.00	£583.33	£116.67	£985.00	£985.00	£755.00
I	151 to 170	£585.00	£585.00	£0.00	£165.00	£155.00	£55.00	£583.33	£116.67	£1,340.00	£1,340.00	£755.00
J	171 to 190	£945.00	£945.00	£0.00	£165.00	£155.00	£55.00	£583.33	£116.67	£1,700.00	£1,700.00	£755.00
K	191 to 225	£1,420.00	£1,420.00	£0.00	£165.00	£155.00	£55.00	£583.33	£116.67	£2,175.00	£2,175.00	£755.00
L	226 to 255	£2,015.00	£2,015.00	£0.00	£165.00	£155.00	£55.00	£583.33	£116.67	£2,770.00	£2,770.00	£755.00
M	Over 255	£2,365.00	£2,365.00	£0.00	£165.00	£155.00	£55.00	£583.33	£116.67	£3,120.00	£3,120.00	£755.00

### TERMS AND CONDITIONS

Every endeavour has been made to ensure that the information, details and descriptions set out in this literature are correct, at the time of going to print. We reserve the right to modify our vehicles price, specification (including colour), equipment, accessories and characteristics or to discontinue any model, without notice, at any time. To avoid any misunderstandings you are advised to check with your Dealer the specification (including colour), equipment accessories and equipment relating to any vehicle and the exact cost and availability prior to ordering.

\*The delivery charge includes all miscellaneous charges, including the supply and fitment of registration plates etc.

DECEMBER 2022 DESIGNED AND PRODUCED BY WEAREACUITY.COM



BOOK A TEST DRIVE



ORDER ONLINE



FIND A DEALER



FOLLOW US