



DS AUTOMOBILES
Spirit of Avant-Garde

NEW DS 7

PRICE & SPECIFICATION GUIDE

OCTOBER 2022



BOOK A TEST DRIVE



ORDER ONLINE



FIND A DEALER



FOLLOW US

DS 7 PERFORMANCE LINE



- 1. 19 inch 'SILVERSTONE' alloy wheels
- 2. DS Light Veil LED Daytime Running Lights
- 3. Brilliant Black front grille with black DS wings and black DS badge
- 4. DS 3D LED rear lights
- 5. PIXEL LED VISION 3.0
- 6. Keyless Entry & Start
- 7. **DS IRIS SYSTEM**
3D Connected Navigation, Natural Voice Recognition, Bluetooth® connectivity and Over-the-air updates
- 8. **Advanced Safety Pack**
- Emergency Braking System
- Blind Spot Detection
- Lane Keeping Assist
- Extended Traffic Sign Recognition
- Driver Attention Alert
- 9. 12.3 inch digital instrument cluster
- 10. 12 inch HD touchscreen
- 11. Front USB-C port
- 12. **Black Alcantara® Interior**
Black Alcantara® with leather effect vinyl with Black Alcantara® decor



DS 7 PERFORMANCE LINE+



*Model shown E-TENSE 4x4 360 with 21 inch 'BROOKLYN' alloy wheels

In addition to PERFORMANCE LINE

- 1. Black roof rails
- 2. Reversing camera - 180 Vision
- 3. Front Parking Sensors
- 4. **Electric Seats Pack**
Electrically adjustable front seats
- 5. Heated front seats
- 6. Heated Windscreen
- 7. Premium leather steering wheel with contrast stitching & leather covered airbag



BOOK A TEST DRIVE



ORDER ONLINE



FIND A DEALER



FOLLOW US

DS 7 RIVOLI



DS 7 OPERA



*Model shown E-TENSE 4x4 360 with 21 inch 'BROOKLYN' alloy wheels

In addition to PERFORMANCE LINE +

- 1. 19 inch 'EDINBURGH' diamond-cut alloy wheels (21 inch 'BROOKLYN' alloy wheels on E-TENSE 4x4 360 versions)
- 2. Basalt Black Leather Interior
Black Basalt grained leather with Basalt Black Diamond-shaped Nappa leather decor
- 3. Brilliant Black front grille with Chrome accents, chrome DS wings and chrome DS badge
- 4. Chrome roof rails
- 5. Massaging front seats
- 6. B.R.M R180 Timepiece

In addition to RIVOLI

- 1. Basalt Black OPERA or Pearl Grey OPERA Interior
Nappa Watchstrap leather with Art Basalt Black Nappa leather decor
- 2. Ventilated front seats
- 3. DS DRIVE ASSIST
- 4. Electric tailgate
- 5. Electric panoramic sunroof
- 6. Wireless charging for Smartphone
- 7. Two front USB-C ports



BOOK A TEST DRIVE



ORDER ONLINE



FIND A DEALER



FOLLOW US

DS 7 LA PREMIÈRE



In addition to OPERA

- 1. 21 inch 'BROOKLYN' diamond-cut alloy wheels
- 2. Reversing camera - 360 Vision
- 3. FOCAL Electra® HiFi system
515-watt amplifier, 14 speakers,
8 inch subwoofer
- 4. DS NIGHT VISION
- 5. Electric tailgate with
hands-free access



PRICES

Engine	LCDV Code	CO ₂ g/km* WLTP	1st Year Tax	Basic MRRP	VAT	Total MRRP	On The Road MRRP	P11D Value	BIK %	Insurance Group	BIK Per Month	
											20%	40%
PERFORMANCE LINE												
BlueHdi 130 Automatic	1SX8SUKP41T0A032	140	£230	£29,812.50	£5,962.50	£35,775.00	£36,760.00	£36,475.00	36	TBC	£219	£438
E-TENSE 225	1SX8SUKR7AT0A032	28	£0	£36,195.83	£7,239.17	£43,435.00	£44,190.00	£44,135.00	12	TBC	£88	£177
PERFORMANCE LINE +												
BlueHdi 130 Automatic	1SX8SURP41T0A032	140	£230	£32,062.50	£6,412.50	£38,475.00	£39,460.00	£39,175.00	36	TBC	£235	£470
E-TENSE 225	1SX8SURR7AT0A032	28	£0	£38,445.83	£7,689.17	£46,135.00	£46,890.00	£46,835.00	12	TBC	£94	£187
E-TENSE 4x4 300	1SX8SURR52T0A032	27	£0	£42,612.50	£8,522.50	£51,135.00	£51,890.00	£51,835.00	12	TBC	£104	£207
E-TENSE 4x4 360	1SX8SURR62T0A032	40	£0	£45,862.50	£9,172.50	£55,035.00	£55,790.00	£55,735.00	12	TBC	£111	£223
RIVOLI												
BlueHdi 130 Automatic	1SX8SUTP41T0A032	140	£230	£33,062.50	£6,612.50	£39,675.00	£40,660.00	£40,375.00	36	TBC	£242	£485
E-TENSE 225	1SX8SUTR7AT0A032	28	£0	£39,445.83	£7,889.17	£47,335.00	£48,090.00	£48,035.00	12	TBC	£96	£192
E-TENSE 4x4 300	1SX8SUTR52T0A032	27	£0	£43,612.50	£8,722.50	£52,335.00	£53,090.00	£53,035.00	12	TBC	£106	£212
E-TENSE 4x4 360	1SX8SUTR62T0A032	40	£0	£46,862.50	£9,372.50	£56,235.00	£56,990.00	£56,935.00	12	TBC	£114	£228
OPERA												
E-TENSE 225	1SX8SUVR7AT0A032	28	£0	£42,320.83	£8,464.17	£50,785.00	£51,540.00	£51,485.00	12	TBC	£103	£206
E-TENSE 4x4 300	1SX8SUVR52T0A032	27	£0	£46,487.50	£9,297.50	£55,785.00	£56,540.00	£56,485.00	12	TBC	£113	£226
E-TENSE 4x4 360	1SX8SUVR62T0A032	40	£0	£49,737.50	£9,947.50	£59,685.00	£60,440.00	£60,385.00	12	TBC	£121	£242
LA PREMIÈRE												
E-TENSE 4x4 360	1SX8SUTR62T0T332	40	£0	£51,820.83	£10,364.17	£62,185.00	£62,940.00	£62,885.00	12	TBC	£126	£252



*From January 2019 all models are Type Approved according to Worldwide Harmonised Light-Duty Vehicles Test Procedure (WLTP). WLTP is the new official test regime and replaces the New European Driving Cycle (NEDC). The CO₂ data has been converted from WLTP back to NEDC-equivalent values in accordance with current vehicle tax and Company Car Tax (CCT) legislation. Two values for CO₂ are shown per version, these are the 'Vehicle High'(1) value and the 'Vehicle Low'(2) value. For transparency and clarity, the 'Vehicle High' value has been used to calculate the first year taxation in the prices shown above. The actual CO₂ value of a version may vary according to optional equipment fitted but, other than in exceptional circumstances, will be between 'Vehicle High' and 'Vehicle Low'.

For full information, including WLTP fuel consumption data, please see technical specification pages, or refer to your nearest DS retailer.

(1) Vehicle High = High specifications vehicle fitted with maximum available options.

(2) Vehicle Low = Standard specifications vehicle fitted with minimal options.

Please note: an additional annual tax rate applies in years 2 to 6 for vehicles with a list price (which includes basic price, VAT, delivery cost and additional options) in excess of £40,000.



DS DELIVERY VALET

YOUR TIME IS OUR PRIORITY

DS DELIVERY VALET allows you to benefit from the delivery of your new or used DS to the address of your choice and collection of your old vehicle.

PRICE: £195 inc. VAT



BOOK A TEST DRIVE



ORDER ONLINE



FIND A DEALER



FOLLOW US

EXTERIOR COLOURS

• Standard equipment



SAPPHIRE BLUE (M)



PLATINUM GREY (M)



PERLA NERA BLACK (M)



LACQUERED GREY (M)



PEARL CRYSTAL (M)



PEARL WHITE (P)

COLOURS	CODE	PERFORMANCE LINE	PERFORMANCE LINE +	RIVOLI	OPERA	LA PREMIÈRE
STANDARD METALLIC						
Sapphire Blue	M06L	•	•	•	•	•
METALLIC						
Platinum Grey	M0VL	£595	£595	£595	£595	£595
Perla Nera Black	M09V	£595	£595	£595	£595	£595
Lacquered Grey	M0SC	£595	£595	£595	£595	£595
Pearl Crystal	M0PH	£595	£595	£595	£595	£595
PEARLESCENT						
Pearl White	M6N9	£795	£795	£795	£795	£795



BOOK A TEST DRIVE



ORDER ONLINE



FIND A DEALER



FOLLOW US

INTERIORS

- Standard equipment



BLACK ALCANTARA® INTERIOR
PERFORMANCE LINE/PERFORMANCE LINE+



BASALT BLACK LEATHER INTERIOR
RIVOLI



BASALT BLACK OPERA INTERIOR
OPERA/LA PREMIÈRE



PEARL GREY OPERA INTERIOR
OPTIONAL ON OPERA/LA PREMIÈRE

	COLOURS	CODE	PERFORMANCE LINE	PERFORMANCE LINE +	RIVOLI	OPERA	LA PREMIÈRE
Black Alcantara® with leather effect vinyl with Black Alcantara® decor	Black Alcantara® Interior	56AB	•	•			
Black Basalt grained leather with Basalt Black Diamond-shaped Nappa leather decor	Basalt Black Leather Interior	57FE			•		
Art Basalt Black Nappa Watchstrap leather with Art Basalt Black Nappa leather decor	Basalt Black OPERA Interior	4HFO				•	•
Pearl Grey Nappa Watchstrap leather with Pearl Grey Nappa leather decor	Pearl Grey OPERA Interior	4HFW				FREE	FREE



BOOK A TEST DRIVE



ORDER ONLINE



FIND A DEALER



FOLLOW US

WHEELS

• Standard equipment



SILVERSTONE
ALLOY WHEELS



EDINBURGH
ALLOY WHEELS



TOKYO
ALLOY WHEELS



TOKYO
ALLOY WHEELS



BROOKLYN
ALLOY WHEELS



BROOKLYN
ALLOY WHEELS

	ALLOY WHEELS	ORDER CODE	PERFORMANCE LINE	PERFORMANCE LINE +	RIVOLI	OPERA	LA PREMIÈRE
	19 INCH						
	19 inch 'SILVERSTONE' alloy wheels	ZHW1	•	•			
	19 inch 'EDINBURGH' diamond-cut alloy wheels	ZHW0			•	•	
	20 INCH						
	20 inch 'TOKYO' diamond-cut alloy wheels*	ZHFK		£500	£500	£500	
	21 INCH						
	21 inch 'BROOKLYN' diamond-cut alloy wheels**	ZHYA		•**	•**	•**	•

* Not available on E-TENSE 4x4 360 and BlueHDi 130 versions.

** E-TENSE 4x4 360 versions only.



BOOK A TEST DRIVE



ORDER ONLINE



FIND A DEALER



FOLLOW US

EQUIPMENT SPECIFICATION

Option availability varies according to version/engine/trim level. Some options are only available as part of a pack. Please refer to the options section for further information.

- **Standard equipment**
- **Optional equipment**

	CODE	PERFORMANCE LINE	PERFORMANCE LINE +	RIVOLI	OPERA	LA PREMIÈRE
UPHOLSTERY						
Black Alcantara® Interior Black Alcantara® with leather effect vinyl with Black Alcantara® decor	56AB	•	•			
Basalt Black Leather Interior Black Basalt grained leather with Basalt Black Diamond-shaped Nappa leather decor	57FE			•		
Basalt Black OPERA Interior Art Basalt Black Nappa Watchstrap leather with Art Basalt Black Nappa leather decor	4HFO				•	•
Pearl Grey OPERA Interior Pearl Grey Nappa Watchstrap leather with Pearl Grey Nappa leather decor	4HFW				◦	◦
WHEELS						
19 inch 'SILVERSTONE' diamond-cut alloy wheels Except 4x4 360 versions	ZHW1	•	•			
19 inch 'EDINBURGH' diamond-cut alloy wheels Except 4x4 360 versions	ZHW0			•	•	•
20 inch 'TOKYO' diamond-cut alloy wheels Not available on E-TENSE 4x4 360 and BlueHDi 130 versions	ZHFK		◦*	◦*	◦*	
21 inch 'BROOKLYN' diamond-cut alloy wheels 4x4 360 versions only	ZHYA		•	•	•	•
Black centre caps				•	•	•
Carmine centre caps		•	•			
EXTERIOR STYLE						
Gloss Black exterior door mirrors	YI14	•	•	•	•	•
Body coloured door handles with chrome	RZAU	•	•	•	•	•
Chrome window surrounds				•	•	
Black window surrounds		•	•			•
Brilliant Black front grille with black DS wings and black DS badge	PDEA	•	•			
Brilliant Black front grille with chrome accents, chrome DS wings and chrome DS badge	PDDZ			•	•	
Brilliant Black front grille with chrome accents, black DS Wings and black DS badge						•
Black DS Monogram on rear tailgate		•	•			•
Chrome DS Monogram on rear tailgate				•	•	
Black roof rails	KK01		•			•
Chrome roof rails	KK02			•	•	
Front and rear door entry sill with DS design	EE48			•	•	•
Front door entry sill with DS PERFORMANCE Line design	EE49	•	•			



BOOK A TEST DRIVE



ORDER ONLINE



FIND A DEALER



FOLLOW US

EQUIPMENT SPECIFICATION

Option availability varies according to version/engine/trim level. Some options are only available as part of a pack. Please refer to the options section for further information.

• **Standard equipment** ◦ **Optional equipment**

	CODE	PERFORMANCE LINE	PERFORMANCE LINE +	RIVOLI	OPERA	LA PREMIÈRE
INTERIOR STYLE						
Leather steering wheel with contrast stitching	VH42	•				
Premium leather steering wheel with contrast stitching & leather covered airbag	VH29		•			
Premium leather steering wheel & leather covered airbag	VH44			•	•	•
Aluminium sport pedals	YE02	•	•	◦	•	•
Front and rear carpet mats	SD02	•	•	•	•	•
B.R.M R180 Timepiece	MB02			•	•	•
IN-CAR ENTERTAINMENT						
12.3 inch digital instrument cluster	GM86	•	•	•	•	•
12 inch HD touchscreen	LX46	•	•	•	•	•
DS IRIS SYSTEM, 3D Connected Navigation, Natural Voice Recognition, Bluetooth® connectivity and Over-the-air updates	WL0D	•	•	•	•	•
Mirror Screen with Apple CarPlay® and Android Auto, Connect via WiFi without a cable		•	•	•	•	•
Front USB-C port		•	•	•		
Two front USB-C ports					•	•
Two rear USB ports (type A)		•	•	•	•	•
6 speakers		•	•	•	•	•
FOCAL Electra® HiFi system, 515-watt amplifier, 14 speakers, 8 inch subwoofer	6F04	◦	◦	◦	◦	•
DAB digital radio		•	•	•	•	•
DS Connect Box - emergency & assistance system	YR07	•	•	•	•	•
Wireless charging for Smartphone	E301				•	•
COMFORT & CONVENIENCE						
DS ACTIVE SCAN SUSPENSION E-TENSE versions only	VU02	•	•	•	•	•
Keyless entry and start	YD01	•	•	•	•	•
Electric tailgate	M002				•	•
Electric tailgate with hands-free access	D501	◦	◦	◦	◦	•
Automatic door locking while driving		•	•	•	•	•
Perimetric and volumetric alarm	AB13	•	•	•	•	•
Defrosting door mirrors		•	•	•	•	•
Electrically folding door mirrors with DS LED Spotlights	HU24	•	•	•	•	•
Frameless electrochrome interior rear view mirror	RL06	•	•	•	•	•



BOOK A TEST DRIVE



ORDER ONLINE



FIND A DEALER



FOLLOW US

EQUIPMENT SPECIFICATION

Option availability varies according to version/engine/trim level. Some options are only available as part of a pack. Please refer to the options section for further information.

- Standard equipment
- Optional equipment

	CODE	PERFORMANCE LINE	PERFORMANCE LINE +	RIVOLI	OPERA	LA PREMIÈRE
COMFORT & CONVENIENCE						
Door mirrors including reverse gear angle memorisation		•	•	•	•	•
Auto Comfort Pack	(NB08+RE07+HY02)	•	•	•	•	•
Automatic bi-zone air conditioning						
Automatic windscreen wipers						
Odour filter						
Height & depth adjustable steering wheel		•	•	•	•	•
Cloth sunvisors with LED courtesy mirror and ticket holder		•	•	•	•	•
Electric parking brake		•	•	•	•	•
SEATING						
Comfort Seats Pack	WACP	•				
High-density foam seats						
Manually adjustable front seats						
Electrically adjustable driver's lumbar support						
40/60 split rear backrest with central armrest						
Electric Seats Pack	WACR/WACU		•	•	•	•
Electrically adjustable front seats						
Heated front seats	NA01		•	•	•	•
Massaging front seats	YH02		•	•	•	•
Ventilated front seats	NA09		•	•	•	•
Electrically adjustable driver's lumbar support		•	•	•	•	•
Front seats with rear pocket		•	•	•	•	•
40/60 split rear backrest		•	•	•	•	•
Ski Flap		•	•			
LIGHTING & VISIBILITY						
DS PIXEL LED VISION 3.0	LA05	•	•	•	•	•
DS 3D LED rear lights		•	•	•	•	•
DS Light Veil LED Daytime Running Lights		•	•	•	•	•
Automatic headlights with high beam assist	YQ03	•	•	•	•	•
Automatic lighting at car unlocking		•	•	•	•	•
'Follow me Home' lighting		•	•	•	•	•
Acoustic and tinted windscreen	LW01	•	•	•	•	•
Heated windscreen	LW02		•	•	•	•
Dark tinted rear windows	VD09	•	•	•	•	•



BOOK A TEST DRIVE



ORDER ONLINE



FIND A DEALER



FOLLOW US

EQUIPMENT SPECIFICATION

Option availability varies according to version/engine/trim level. Some options are only available as part of a pack. Please refer to the options section for further information.

• **Standard equipment** ◦ **Optional equipment**

	CODE	PERFORMANCE LINE	PERFORMANCE LINE +	RIVOLI	OPERA	LA PREMIÈRE
LIGHTING & VISIBILITY						
Laminated front and rear side windows	S004				•	•
LED ambient interior lighting	FCAB	•	•	•	•	•
Multi-coloured interior lighting with gloss black interior door handles Interior LED lighting, including 8 colours	FCAC				•	•
Electric panoramic sunroof	OK02	◦	◦	◦	•	•
SAFETY & SECURITY						
Rear parking sensors	WY32	•	•	•	•	•
Front parking sensors	WY33	◦	•	•	•	•
Reversing camera - 180° Vision	WY35	◦	•	•	•	
Reversing camera - 360° Vision						•
Cruise control with speed limiter		•	•	•	•	•
ESP Electronic Stability Program	UF01	•	•	•	•	•
Hill Start Assist	QX01	•	•	•	•	•
Tyre Pressure Monitoring System	UE02	•	•	•	•	•
Driver, front passenger, front lateral and curtain airbags	NF12	•	•	•	•	•
Rear curtain airbags	NF13	•	•	•	•	•
Height adjustable front seatbelts with pretensioners and front and rear load limiter	CF11/CG18	•	•	•	•	•
Two rear ISOFIX mounting points	G003	•	•	•	•	•
Speed Limit Recognition Warning	E701	•	•	•	•	•
Driver Attention Warning Instrument panel warning to take a break after two hours driving	E801	•	•	•	•	•
Advanced Safety Pack Emergency Braking System Blind Spot Detection Lane Keeping Assist Extended Traffic Sign Recognition Driver Attention Alert	ZVHF / ZVHG	•	•	•	•	•
DS DRIVE ASSIST Semi-autonomous driving Adaptive Cruise Control with Stop & Go Lane Positioning Assist	ZVHK_2	◦	◦	◦	•	•
DS NIGHT VISION	N101	◦	◦	◦	◦	•



BOOK A TEST DRIVE



ORDER ONLINE



FIND A DEALER



FOLLOW US

EQUIPMENT SPECIFICATION

Option availability varies according to version/engine/trim level. Some options are only available as part of a pack. Please refer to the options section for further information.

- **Standard equipment**
- **Optional equipment**

	CODE	PERFORMANCE LINE	PERFORMANCE LINE +	RIVOLI	OPERA	LA PREMIÈRE
STORAGE						
Front double cup holder		•	•	•	•	•
Rear double cup holder		•	•	•	•	•
Open storage on driver side		•	•	•	•	•
Front closed storage		•	•	•	•	•
Front central armrest with storage		•	•	•	•	•
Rear central armrest with storage		•	•	•	•	•
Front and rear door storage		•	•	•	•	•
E-TENSE						
3.7kW On-Board Charger Standard on E-TENSE 225 versions		•	•	•	•	•
7.4kW On-Board Charger Standard on E-TENSE 4x4 300 and E-TENSE 4x4 360 versions		•	•	•	•	•
Accelerated Charging Cable Type 2 / Mode 3		•	•	•	•	•
CONNECTED SERVICES						
TomTom SpeedCam / Danger Zones - 3 years' subscription. Activation through the DS Connected Services Store required Available with DS Connect Nav Fixed Speed Cameras, Average Speed Cameras, Traffic Light Cameras, Traffic Light Speed Cameras, Mobile Speed Cameras (requires other TomTom user interaction), Accident Blackspots, Danger Zones Visit: services-store.dsautomobiles.co.uk		•	•	•	•	•



BOOK A TEST DRIVE



ORDER ONLINE



FIND A DEALER



FOLLOW US

OPTIONS

Please note: the price of packs may vary depending on trim level, as some equipment may become standard on higher trim levels.

	CODE	PERFORMANCE LINE	PERFORMANCE LINE +	RIVOLI	OPERA	LA PREMIÈRE
ALLOY WHEELS						
20 inch 'TOKYO' diamond-cut alloy wheels Not available on BlueHDi 130 versions	ZHFK		£500	£500	£500	
EXTERIOR STYLE						
DS BLACK PACK Black DS Wings Black window surrounds Black Roof Rails	PDDL			£250	£250	
COMFORT & CONVENIENCE						
Electric tailgate with handsfree function	D501	£500	£500	£500		
IN-CAR ENTERTAINMENT						
FOCAL Electra® HiFi system 515-watt amplifier, 14 speakers, 8 inch subwoofer Includes laminated glazed windows	6F04		£1,200	£1,200	£1,000	
Wireless charging for Smartphone	E301		£150	£150		
TOWING						
Towbar	AQ08	£800	£800	£800	£800	
SAFETY & SECURITY						
Reversing camera - 180 Vision	WY35	£500				
DRIVE ASSIST PACK DS DRIVE ASSIST Semi-autonomous driving system Reversing Camera - 360 Vision Driver Attention Monitoring (Performance Line+ and Rivoli only)	J5W4 / J5W5	£1,200	£950	£950		



BOOK A TEST DRIVE



ORDER ONLINE



FIND A DEALER



FOLLOW US

OPTIONS

Please note: the price of packs may vary depending on trim level, as some equipment may become standard on higher trim levels.

	CODE	PERFORMANCE LINE	PERFORMANCE LINE +	RIVOLI	OPERA	LA PREMIÈRE
LIGHTING & VISIBILITY						
SUNROOF PACK						
Electrically opening panoramic sunroof Laminated Glazed Windows Extended Bi-Zone Air Conditioning B.R.M. Timepiece (B.R.M. Timepiece standard on Rivoli) Aluminium sport pedals (Aluminium sport pedals standard on Performance Line+)	J6CU / J6CV		£1,500	£1,500		
NIGHT VISION PACK						
DS NIGHT VISION Reversing Camera - 360 Vision DS DRIVE ASSIST DS DRIVE ASSIST (standard on OPERA) DS Driver Attention Monitoring	J605		£2,000	£2,000	£1,500	



BOOK A TEST DRIVE



ORDER ONLINE



FIND A DEALER



FOLLOW US


E-TENSE 225



178-250
MPG

weighted combined fuel consumption (WLTP).

- Front wheel drive
- 225 hp combined
- Front electric motor
- 180 hp petrol engine
- BIK: from 12%



UP TO
35-43
MILES*

(WLTP) in full electric.

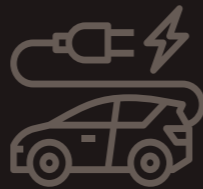
E-TENSE 4x4 300



193-250
MPG

weighted combined fuel consumption (WLTP).

- 4 wheel drive
- 300 hp combined
- Front and rear electric motor
- 200 hp petrol engine
- BIK: from 12%



UP TO
38-42
MILES*

(WLTP) in full electric.


E-TENSE 4x4 360



161
MPG

weighted combined fuel consumption (WLTP).

- 4 wheel drive
- 360 hp combined
- Front and rear electric motor
- 200 hp petrol engine
- BIK: from 12%



UP TO
36
MILES*

(WLTP) in full electric.

* The electric range you achieve in real life conditions will depend upon a number of factors including the starting charge of the battery, accessories fitted (post-registration), variations in weather, driving styles and vehicle load. Only compare fuel consumption and CO₂ figures with other cars tested to the same technical standard.

REGENERATIVE BRAKING

(B)

The Braking Mode can be selected with the push of a button, located on the gear lever, meaning your vehicle will use a higher level of regenerative braking and slow-up faster when your foot is off the accelerator. Regenerative braking slows the vehicle while harnessing the kinetic energy back into the battery, thus helping to maximise range. Around town, the range can be increased up to 20% with regenerative braking.



WHAT AFFECTS THE RANGE?

Driving style, driving speed, use of heating & air conditioning, acceleration or load are several factors that will affect the range of your car. Limiting the impact of the above factors will maximise range.

The predicted range gauge on our vehicles utilises recent driving history, as well as remaining battery charge and current driving conditions to estimate the range available.



BOOK A TEST DRIVE



ORDER ONLINE



FIND A DEALER



FOLLOW US

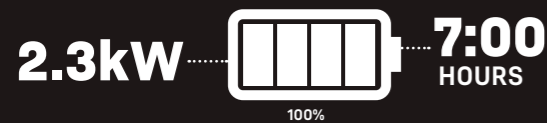
CHARGING



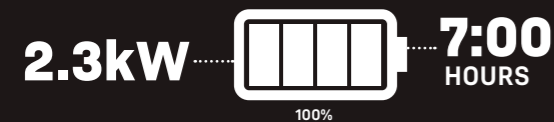
DOMESTIC CHARGING

Charge your DS 7 from a standard UK 3-pin socket. The Domestic Charging cable from DS is available as an accessory from your local DS Retailer.

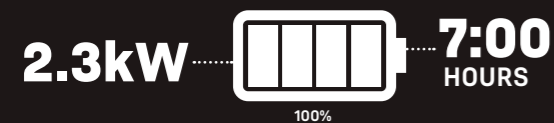
E-TENSE 225



E-TENSE 4X4 300



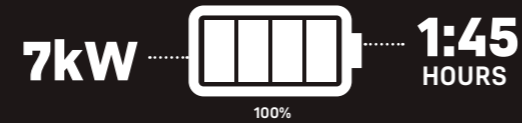
E-TENSE 4X4 360



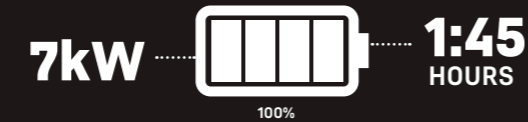
ACCELERATED CHARGING

Your DS 7 comes with an Accelerated Charging cable as standard. Speak to your DS Retailer about installing a home charging unit through our partner Pod Point.

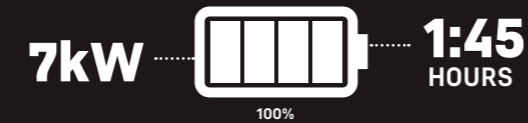
E-TENSE 225



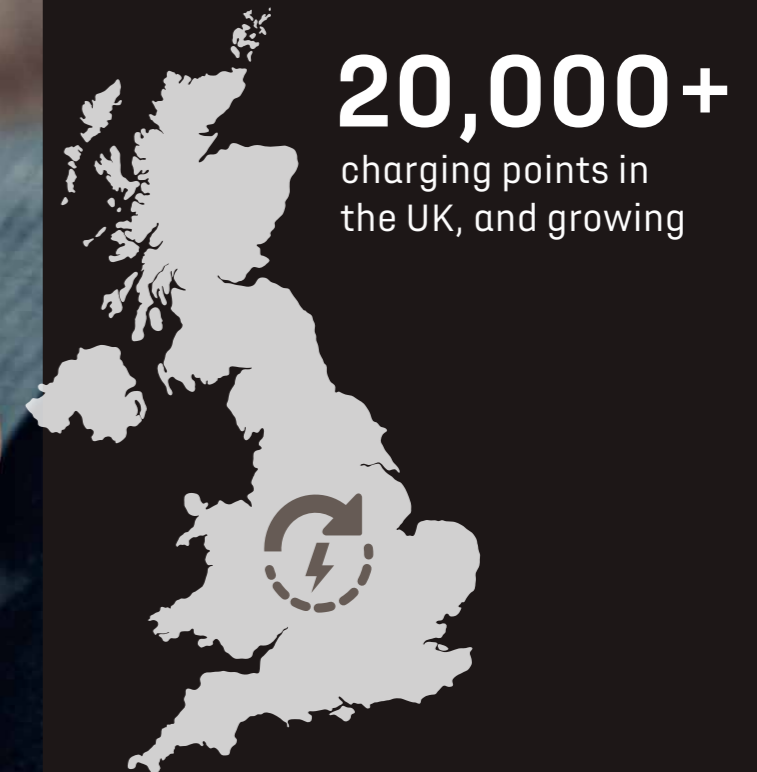
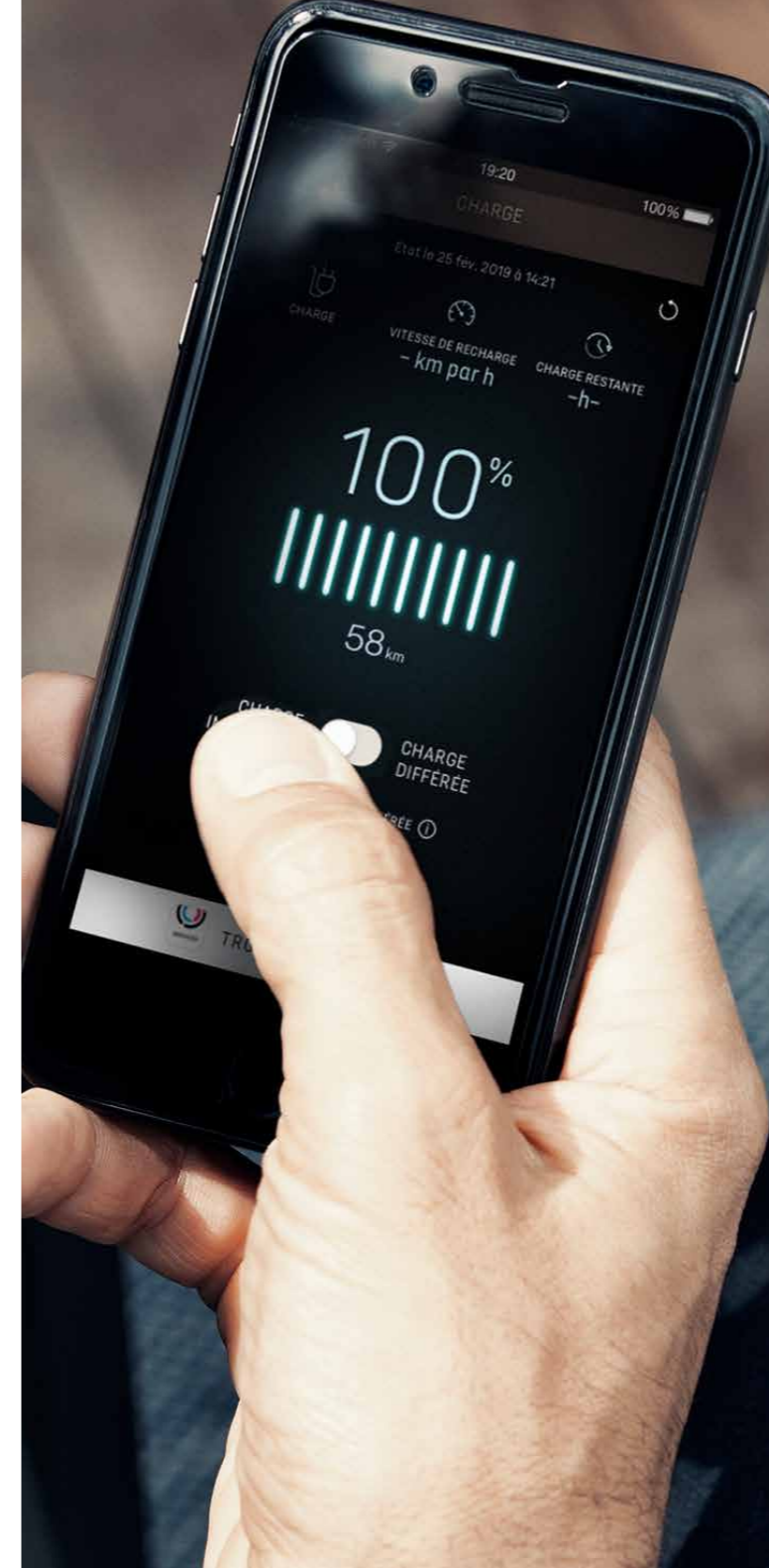
E-TENSE 4X4 300



E-TENSE 4X4 360




To take advantage of Accelerated charging, install a home charging unit at your home. Our approved charging partner Pod Point can assist with installation. They are fully approved under the government's Homecharge scheme, so if you have off-street parking, you could be eligible for a grant towards the cost of your charger. Speak to your DS Retailer about installing a home charging unit.



MyDS APP

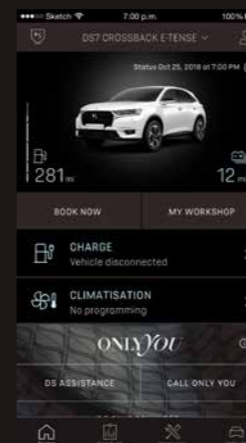
E-TENSE EXCLUSIVE FEATURES.

CONTROL YOUR ELECTRIC CAR FROM YOUR SMARTPHONE WITH THE MyDS APP.



RANGE INFORMATION

With the MyDS smartphone app, you can see your car's current state of charge and approximate remaining range. When your car is plugged in, the speed and expected remaining charging time are also shown.



REMOTE CHARGING

With control of remote charging you can use the MyDS app to commence charging or initiate a programmed charge. A programmed charge enables you to use the most beneficial energy rates to replenish your battery.



REMOTE AIR CONDITIONING

This feature allows you to programme the heating or air conditioning of your car while it's still charging. Your car will be set to your preferred temperature when you get in, without diminishing the range available.



BOOK A TEST DRIVE



ORDER ONLINE



FIND A DEALER



FOLLOW US



ONLY YOU

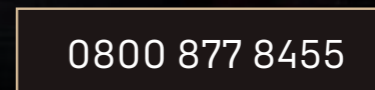
THE DS EXPERIENCE

MAKE THE CHOICE OF DS EXCELLENCE

Inspired by you and created for you, Only You is an exclusive programme offering services tailored to your personal needs. Enjoy a tailor-made programme for a unique DS experience.



Your Only You services are directly accessible via MyDS App, or by using the dedicated telephone number*.



Available Monday to Saturday 8am to 6pm.
A DS representative will answer your questions and deal with your requests.

*Calls are free from a landline. For mobiles please refer to your service provider for charges.

TEL 0800 877 8455 MyDS APP

TECHNICAL SPECIFICATION

*Official Government test fuel consumption figures
 **Please note: the maximum plated weights must not be exceeded

TECHNICAL SPECIFICATION* (DIESEL)

BlueHDi 130 Automatic

ENGINE		
Capacity (cc)	1499	
Cylinders	4	
Maximum power CEE (hp/kW/rpm)	131/96/3750	
Maximum torque CEE (Nm/rpm)	300/1750	
Bore & Stroke (mm)	75x84.8	
Fuel system	Direct injection turbocharged	
Euro status	6.3	
TRANSMISSION		
EAT8 (Efficient Automatic Transmission 8 speed)	•	
Stop and Start function	•	
(ALL FIGURES DRIVER ALONE) PERFORMANCE		
	Vehicle Low	
Max speed (mph)	121	
0-62mph (secs)	10.7	
Standing 1000m (secs)	32.2	
FUEL CONSUMPTION (WLTP)*		
	Vehicle Low	Vehicle High
Combined (L/100km)	5.3	5.8
Combined (mpg)	53.3	48.7
CO ₂ EMISSIONS (NEDC CONVERTED)		
	Vehicle Low	Vehicle High
CO ₂ EMISSIONS (g/km)	100	106
CO ₂ EMISSIONS (NEDC CONVERTED)		
	Vehicle Low	Vehicle High
Combined (g/km)	140	153
WEIGHTS (kg)**		
Kerb Weight (exc. Driver)	1500	
Payload	622	
Maximum laden weight (Gross vehicle weight)	2050	
TOWING (kg)		
Max towing weight braked/unbraked	1430/750	
Gross train weight	3480	
Maximum tow hitch download	64	
BRAKES		
	Front: 304x28 mm ventilated discs. Rear : 290x12 mm discs	
SUSPENSION		
	Front: MacPherson type front suspension. Rear: Multi-arm rear suspension	
STEERING		
	Variable power assisted steering	
Turning circle between kerbs (m)	10.45	
Number of turns lock to lock	3	
FUEL TANK CAPACITY LITRES (gallons)		
	55 (14.53)	
EXTERIOR DIMENSIONS (mm)		
Length	4595	
Width (inc. mirrors/excl. mirrors)	2096/1906	
Height with/without roof rail	1625/1620	
BOOT VOLUMES		
Seats folded down - up to roof (L)	1752	
Seat up - below parcel shelf (L)	555	

DIMENSIONS



BOOK A TEST DRIVE



ORDER ONLINE



FIND A DEALER



FOLLOW US

TECHNICAL SPECIFICATION

* Driver only
 **Official Government test fuel consumption figures
 ***Please note: the maximum plated weights must not be exceeded

TECHNICAL SPECIFICATION E-TENSE						
	E-TENSE 225		E-TENSE 4x4 300		E-TENSE 4x4 360	
ENGINE						
Capacity (cc)	1598		1598		1598	
Cylinders	4		4		4	
Maximum power CEE (hp/kW/rpm)	180/133/6000		200/147/6000		200/147/6000	
Maximum torque CEE (Nm/rpm)	300/3000		300/3000		300/3000	
Fuel system	Direct injection turbocharged		Direct injection turbocharged		Direct injection turbocharged	
Euro status	6.2		6.2		6.2	
ELECTRIC MOTOR AND BATTERY						
Maximum power ECE (hp/kW)	110/80		110/80 + 113/83		110/80 + 113/83	
Maximum torque ECE (Nm)	320		320 + 166		320 + 166	
Charging Time 0 to 100% (Charging via a standard domestic socket)	7 hours		7 hours		7 hours	
Charging Time 0 to 100% (7kW Accelerated charging via Wallbox)	1 hour 45 mins		1 hour 45 mins		1 hour 45 mins	
Total Battery Capacity	14.2 kWh Lithium-Ion		14.2 kWh Lithium-Ion		14.2 kWh Lithium-Ion	
ELECTRIC ENERGY CONSUMPTION						
	Vehicle Low	Vehicle High	Vehicle Low	Vehicle High	Vehicle Low	Vehicle High
Electric Energy Consumption Weighted Combined (Wh/km)	199	229	201	222	238	238
HYBRID POWERTRAIN PERFORMANCE						
Combined maximum power CEE (hp/kW/rpm)	225/167/6000		296/221/6000		355/265/6000	
Maximum torque CEE (Nm)	360		520		520	
0-62 mph* (seconds)	8.9		5.9		5.6	
0-1000m* (seconds)	28.4		25.9		25.9	
Maximum speed* (mph)	140		146		146	
TRANSMISSION						
EAT8 (Efficient Automatic Transmission 8 speed)	•		•		•	
FUEL CONSUMPTION (WLTP)**						
	Vehicle Low	Vehicle High	Vehicle Low	Vehicle High	Vehicle Low	Vehicle High
Combined (L/100km)	1.1	1.6	1.1	1.5	1.8	1.8
Combined (mpg)	250.0	177.9	249.8	193.1	161.1	161.1
Electric mode range combined (miles)	43	35	42	38	36	36
CO₂ EMISSIONS (WLTP)						
	Vehicle Low	Vehicle High	Vehicle Low	Vehicle High	Vehicle Low	Vehicle High
CO ₂ EMISSIONS (g/km)	26	36	26	33	40	40

TECHNICAL SPECIFICATION E-TENSE						
	E-TENSE 225		E-TENSE 4x4 300		E-TENSE 4x4 360	
WEIGHTS (kg)***						
Kerb Weight (exc. Driver)	1760		1825		1885	
Payload	575		564		515	
Maximum laden weight (Gross vehicle weight)	2350		2400		2470	
TOWING (kg)						
Max towing weight braked/unbraked	1250/750		1200/750		1200/750	
Gross train weight			3600			
Maximum tow hitch download			55			
Maximum roof bar weight			55			
BRAKES						
Front	304x28 mm ventilated discs		304x28 mm ventilated discs		380x28 mm ventilated discs	
Rear	290x12 mm discs		290x12 mm discs		290x12 mm discs	
SUSPENSION						
Front			MacPherson type			
Rear			Multi-arm			
STEERING						
Type			Variable power assisted steering			
Turning circle between kerbs (m)			10.45			
Number of turns lock to lock			3			
FUEL TANK CAPACITY LITRES (GALLONS)						
Capacity Litres (gallons)			43 (9.5)			
EXTERIOR DIMENSIONS (MM)						
Length			4595			
Width (inc. mirrors/excl. mirrors)			2096/1906			
Height with/without roof rail			1625/1620			
BOOT VOLUMES						
Seats folded down - up to roof (L)			1752			
Seat up - below parcel shelf (L)			555			
ELECTRIC ENERGY CONSUMPTION						
	Vehicle Low	Vehicle High	Vehicle Low	Vehicle High	Vehicle Low	Vehicle High
Electric Energy Consumption Weighted Combined (Wh/km)	199	229	201	222	238	238
E-TENSE BATTERY WARRANTY						
8 years / 100,000 miles (whichever comes first)						



BOOK A TEST DRIVE



ORDER ONLINE



FIND A DEALER



FOLLOW US

DS CARE FOR CAR AND DRIVER

COMPREHENSIVE WARRANTY

Every new DS car offers the benefit of a three year¹ warranty package, plus a 12 year anti-perforation² warranty and a three year paint warranty. The E-Tense versions come with 8 years' or 100,000 miles battery warranty, whichever comes first, if the charging capacity of the batteries fall below 70%.

¹ Two years' unlimited mileage manufacturer's warranty. No-fee customer option of one year's Retailer provided warranty, only on cars sourced from DS AUTOMOBILES. Note: Retailer provided warranty is limited to 60,000 miles for cars and 100,000 miles for light commercial vehicles (excluding motorhomes and other converted vehicles).

² Against all internal to external perforation to bodywork or underbody on condition the car undergoes an inspection by a DS franchised Retailer every two years from its fourth anniversary.

DS ASSISTANCE

In response to a free telephone call in the UK, DS Assistance brings rapid expert roadside assistance to you in an emergency. It comes free of charge for three years, from date of vehicle registration, and operates 24 hours a day in all parts of the UK and Europe. Services include nationwide recovery for both car and passengers, a home call service, replacement vehicle, hotel accommodation and vehicle storage if required. You can also purchase additional DS Assistance via your local DS dealer at any time. DS Assistance applies to incidents covered by the new vehicle warranty, and non-vehicle faults, such as running out of fuel or mis-fuelling, instances where keys have been locked inside the vehicle or lost/stolen, road traffic accidents and punctures / wheel changes.

The On the Road MRRP featured includes the following:

TAX BAND	CO2 (G/KM)	FIRST YEAR			ANNUAL TAX		FIRST REG FEE	DELIVERY CHARGE*	VAT @ 20% ON DELIVERY	TOTAL OTR COSTS PETROL	TOTAL OTR COSTS DIESEL	TOTAL OTR COSTS HYBRID
		VED - PETROL	VED - DIESEL	VED - HYBRID	PETROL / DIESEL	HYBRID						
A	0	£0.00	£0.00	£0.00	£0.00	£0.00	£55.00	£583.33	£116.67	£755.00	£755.00	£755.00
B	1 to 50	£10.00	£0.00	£0.00	£165.00	£155.00	£55.00	£583.33	£116.67	£765.00	£765.00	£755.00
C	51 to 75	£25.00	£25.00	£15.00	£165.00	£155.00	£55.00	£583.33	£116.67	£780.00	£780.00	£770.00
D	76 to 90	£120.00	£120.00	£110.00	£165.00	£155.00	£55.00	£583.33	£116.67	£875.00	£875.00	£865.00
E	91 to 100	£150.00	£150.00	£140.00	£165.00	£155.00	£55.00	£583.33	£116.67	£905.00	£905.00	£895.00
F	101 to 110	£170.00	£170.00	£160.00	£165.00	£155.00	£55.00	£583.33	£116.67	£925.00	£925.00	£915.00
G	111 to 130	£190.00	£190.00	£180.00	£165.00	£155.00	£55.00	£583.33	£116.67	£945.00	£945.00	£935.00
H	131 to 150	£230.00	£230.00	£220.00	£165.00	£155.00	£55.00	£583.33	£116.67	£985.00	£985.00	£975.00
I	151 to 170	£585.00	£585.00	£575.00	£165.00	£155.00	£55.00	£583.33	£116.67	£1,340.00	£1,340.00	£1,330.00
J	171 to 190	£945.00	£945.00	£935.00	£165.00	£155.00	£55.00	£583.33	£116.67	£1,700.00	£1,700.00	£1,690.00
K	191 to 225	£1,420.00	£1,420.00	£1,410.00	£165.00	£155.00	£55.00	£583.33	£116.67	£2,175.00	£2,175.00	£2,165.00
L	226 to 255	£2,015.00	£2,015.00	£2,005.00	£165.00	£155.00	£55.00	£583.33	£116.67	£2,770.00	£2,770.00	£2,760.00
M	Over 255	£2,365.00	£2,365.00	£2,355.00	£165.00	£155.00	£55.00	£583.33	£116.67	£3,120.00	£3,120.00	£3,110.00

TERMS AND CONDITIONS

Every endeavour has been made to ensure that the information, details and descriptions set out in this literature are correct, at the time of going to print. We reserve the right to modify our vehicles price, specification (including colour), equipment, accessories and characteristics or to discontinue any model, without notice, at any time. To avoid any misunderstandings you are advised to check with your Dealer the specification (including colour), equipment accessories and equipment relating to any vehicle and the exact cost and availability prior to ordering.

*The delivery charge includes all miscellaneous charges, including the supply and fitment of registration plates etc.

OCTOBER 2022 DESIGNED AND PRODUCED BY WEAREACQUITY.COM



BOOK A TEST DRIVE



ORDER ONLINE



FIND A DEALER



FOLLOW US