



DS AUTOMOBILES
Spirit of Avant-Garde

DS 9



BOOK A TEST DRIVE



ORDER ONLINE



FIND A DEALER



FOLLOW US


*“ A REAL CAR FOR LIVING,
DS 9 INVITES YOU
TO CRUISE FIRST CLASS ,*



DS 9 E-TENSE 225 RIVOLI +, Pearl Crystal, 19" VERSAILLES alloy wheels

 BOOK A TEST DRIVE

 ORDER ONLINE

 FIND A DEALER

    FOLLOW US

Created as a plug-in hybrid, DS 9 has been designed to deliver technical excellence, remarkable comfort and unprecedented refinement

POWER

DS 9 brings the DS Automobiles DNA to life with an expressive front face, iconic DS Wings and parametric three-dimensional grille showing its distinguished personality.

One of the brand's truly distinctive points, DS ACTIVE LED VISION projector headlamps come alive with a crimson light before the modules swivel through 180 degrees.



DS 9 E-TENSE 225 RIVOLI +, Pearl Crystal, 19" VERSAILLES alloy wheels

Rubis Red OPERA interior



With DS LOUNGE, DS Automobiles offers first-class savoir-faire to every DS 9 passenger.

Image not representative

6
D S 9

POWER OF ELEGANCE
7



BOOK A TEST DRIVE



ORDER ONLINE



FIND A DEALER



FOLLOW US



With a nod to the DS from 1955,
DS 9 features DS CORNETS
on the rear edges of the roof.
These innovations act
as parking lights.

The flanks are smooth with a crisp line that stretches from the headlamps at the front to the lights at the rear. This is emphasised by the flush fitting door handles and a black roof which enhance DS 9's elegant shape.

At the rear, the same fluidity moves between the wings, the badge and the boot lid.

The sculpted lights contrast with this by creating the impression of scales to give a three-dimensional effect. They are highlighted by strips 'sabres' at the side, a tribute to design features from the great French coachbuilders of the 1930s.

ELEGANCE

DS 9 E-TENSE 225 RIVOLI +, Pearl Crystal, 19" VERSAILLES alloy wheels



— DS 9
POWER
OF ELEGANCE

DS 9 E-TENSE 225 RIVOLI +, Pearl Crystal, 19" VERSAILLES alloy wheels

10

DS 9

POWER OF ELEGANCE

11



BOOK A TEST DRIVE



ORDER ONLINE



FIND A DEALER



FOLLOW US

REFINEMENT

— — DS 9

*UNIQUE QUALITY
OF FRENCH
EXPERTISE*



BOOK A TEST DRIVE



ORDER ONLINE



FIND A DEALER



FOLLOW US

As a direct connection to our two most recent concept cars, we've finished off the centre line of the bonnet with a metal 'Clous de Paris' sabre. Exclusive to DS 9, it's an identifying feature.

1

THE OBSESSION WITH DETAIL

1. 'Clous de Paris' embossed sabre
2. Nappa leather seats
Rubis Red watchstrap design
3. 'Pearl' stitching
4. DS logo embossed on head restraints

2

3

4



BOOK A TEST DRIVE



ORDER ONLINE



FIND A DEALER



FOLLOW US



- 1. Swivelling B.R.M R180 time piece
- 2. Backlit metal front door sill protectors
- 3. Crystal inlays on the controls beneath the central screen
- 4. 'Clous de Paris' chrome embossed strips



SOUND AT ITS PUREST

For DS 9, our experts came up with a concept for acoustic comfort. Laminated windows with an acoustic film combine with a bond-welded body that eliminates vibrations, to create a genuine atmosphere of peace and quiet. This work of craftsmanship enhances the purity of sound delivered by the 14 speakers of the FOCAL Electra® audio system.

EVERYONE HAS THEIR OWN SPACE

DS 9 has been designed so each occupant enjoys the same level of comfort. In the front, as in the back, the seats are heated, cooled and massaging. With its long 2.90 metre wheelbase, DS 9 offers rear passengers a vast amount of room. The Lounge armrest contributes to the overall comfort. It offers storage fitted with USB ports and features controls for the seats' massage function.



DS 9 redefines individual comfort.

Rubis Red Lounge armrest



BOOK A TEST DRIVE



ORDER ONLINE



FIND A DEALER



FOLLOW US

DS DESIGN STUDIO PARIS
was always driven by
the desire to come up
with a large saloon in
the finest traditions of
French coachbuilding.



BOOK A TEST DRIVE



ORDER ONLINE



FIND A DEALER



FOLLOW US

— DS 9
ADVANCED
TECHNOLOGY

TECHNOLOGY



BOOK A TEST DRIVE



ORDER ONLINE



FIND A DEALER



FOLLOW US

Leather covered steering wheel with integral controls



12" touchscreen



A COCKPIT GENUINELY FULL OF TECHNOLOGY

DS 9's 12 inch digital instrument panel with stylish graphics can be fully personalised. It lets you see all the driving information you need by using a scrolling menu controlled via the steering wheel.

Six modes can be accessed including DS DRIVE ASSIST and even DS NIGHT VISION.



NAVIGATION



DS NIGHT VISION

ONBOARD YOU'RE IN CONTROL

The 12 inch HD central touchscreen lets you operate all the vehicle's functions with a series of 'virtual' pushes as well as with a chrome and crystal controller.

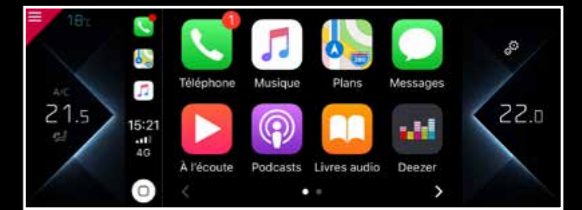
This set of controls gives you immediate access to the features of the E-TENSE hybrid system: energy flow, consumption figures, deferred charging, eSave function.

Other features are just a click away: comfort, media and connectivity, safety (SOS & assistance), maintenance (via telemaintenance), connected navigation and entertainment (Mirror Screen*: Android Auto™, Apple CarPlay™...).

* Available with compatible smartphones



TELEPHONE



APPLE CARPLAY™
(Also available in Android Auto™)



BOOK A TEST DRIVE



ORDER ONLINE



FIND A DEALER



FOLLOW US

DS DRIVE ASSIST

Tackle long journeys with complete confidence thanks to DS DRIVE ASSIST technology. This innovative system, active up to 110 mph, positions your car perfectly in its lane and keeps it there with technology that reads road markings. The Adaptive Cruise Control with Stop & Go function drives your car automatically, keeping a safe distance from the vehicle in front. When the traffic slows, DS DRIVE ASSIST will also stop and restart your car.

** Depending on the traffic laws of the country you're in*



DS PARK PILOT

With the DS PARK PILOT system, your car will park itself without you touching the steering wheel or pedals. To park, you just have to do one thing: keep the Park button pressed and wait for the magic to happen. Our system finds a parking place that DS 9 will fit into just by driving past at up to 18 mph, it then performs the manoeuvre, either parallel to the kerb or in an angled bay.



DS 9 PureTech 225 Automatic, PERFORMANCE Line +, Midnight Blue, 19" MONACO alloy wheels



BOOK A TEST DRIVE



ORDER ONLINE



FIND A DEALER



FOLLOW US

DS SAFETY

DS 9 PureTech 225 Automatic, PERFORMANCE Line +, Midnight Blue, 19" MONACO alloy wheels



DS NIGHT VISION

By helping you to see better in the dark, DS NIGHT VISION enables you to read the road ahead and all its hazards better. An infra-red camera in the grille detects pedestrians and animals in the road up to 100m in front. You'll see the road ahead in the digital instrument display with potential threats highlighted in yellow and then red supplemented by an audible alert depending on how close these are. This enables you to anticipate danger and react accordingly.



DS DRIVER ATTENTION MONITORING

DS DRIVER ATTENTION MONITORING detects any loss in driver concentration. An infra-red camera above the steering wheel works with a camera at the top of the windscreen to constantly monitor your eyes, face, and head movements for distraction, as well as the trajectory of the vehicle according to road markings or your steering inputs. The moment DS DRIVER ATTENTION MONITORING spots something unusual, it automatically sounds an audible alert and a warning flashes up on the central screen. Whether it's day or night.



BOOK A TEST DRIVE



ORDER ONLINE



FIND A DEALER



FOLLOW US



DS 9 PureTech 225 Automatic, PERFORMANCE Line +, Midnight Blue, 19" MONACO alloy wheels

DS ACTIVE LED VISION

DS ACTIVE LED VISION brings together design and technology. Three swivelling LED units work with a main LED unit. Depending on the angle of the steering wheel, the speed of the car and weather conditions, these move from side to side and up and down. The range of lighting is either reduced or increased. Depending on what's required, the beam of light is widened or positioned better to illuminate the sides of the road more or less.

SIX MODES ARE OFFERED:

- **PARKING**
- **TOWN BEAM**
The width of the beam is increased to enable you to identify hazards at the side of the road.
- **COUNTRY BEAM**
Activated from 31 mph, this mode focuses on looking straight ahead (most suitable for country roads), but wide enough to take in the sides of the road to illuminate hazards.
- **MOTORWAY BEAM**
Above 68 mph the brightness of the lighting units is more intense.

The headlight and LED units rise slightly to increase the beam's range.

- **ADVERSE WEATHER**
When the windscreen wipers are on, the beam adapts to enable you to pick out white lines more easily while the main headlight reduces its intensity to prevent any chance of dazzling.
- **HIGH BEAM**
This mode is activated whenever you want by the automatic main beam function. The power and range of the light are set to maximum to illuminate the length and breadth of the carriage-way.



BOOK A TEST DRIVE



ORDER ONLINE



FIND A DEALER



FOLLOW US



FLUSH FITTING DOOR HANDLES

You'll be amazed by magic FLUSH FITTING DOOR HANDLES that only appear when you need them. The rest of the time they're concealed, fitting neatly into the bodywork to enhance the smooth and refined silhouette of your DS 9.



PROXIMITY KEYLESS ENTRY & START

With PROXIMITY KEYLESS ENTRY & START, your DS 9 recognises you from a distance, transforming locking and unlocking into moments of magic. When you are less than 3 metres away, the car automatically turns its lights on. At 1.5 metres the car unlocks itself and the flush fitting door handles - invisible up to that point - appear automatically. When you walk away, it's a similar principle: at 2 metres the door handles disappear and the car locks itself without you doing anything.



DS 9 PureTech 225 Automatic, PERFORMANCE Line +, Midnight Blue, 19" MONACO alloy wheels



BOOK A TEST DRIVE



ORDER ONLINE



FIND A DEALER



FOLLOW US



DS ACTIVE SCAN SUSPENSION

Anticipation is key with DS ACTIVE SCAN SUSPENSION. To do this, the camera (located in the windscreen and electronically linked to the suspension), as well as four attitude sensors and three accelerometers continually analyse the road surface in addition to DS 9's behaviour (speed, steering wheel angle, braking etc..).

They then transmit this data instantly to a computer which independently controls each wheel. Depending on the information received, this can continually make the suspension harder or softer. Its swift, precise reactions make travelling in this incredible saloon even more relaxing.



BOOK A TEST DRIVE




ORDER ONLINE



FIND A DEALER



FOLLOW US



BOOK A TEST DRIVE



ORDER ONLINE



FIND A DEALER



FOLLOW US

THE JOY OF DRIVING

DS 9 was first offered with an E-TENSE 225 plug-in hybrid power unit comprising a PureTech turbo petrol engine and an electric motor with a combined 225 horsepower, capable of covering up to 30 miles (WLTP) in Zero Emissions mode courtesy of an 11.9kWh battery.

The electric motor, connected to an eight-speed automatic gearbox, has a maximum power of 81kW (110 horsepower) and 320Nm. This is used to get the car moving, to boost the car's acceleration and to drive in zero emissions mode at up to 84 mph.

DS 9 uses an energy recovery system that replenishes the battery on the move as you coast and brake. In addition, an E-Save function enables

you to save battery charge to do part of your journey in Zero Emissions mode (several levels to choose from) for example when you know that you'll be driving into a town centre. The 7.4kW onboard charger enables you to charge the battery in 1hr 45 at a domestic or public charging point with the cable that's supplied as standard.

Our E-TENSE
plug-in hybrid models unite
the best expertise in technology
for exceptional performance.



BOOK A TEST DRIVE



ORDER ONLINE



FIND A DEALER



FOLLOW US



Thanks to the titles we've won in Formula E since 2018, DS 9 E-TENSE 4x4 360 features an intelligent integrated transmission which combines two electric motors of 110 (81kW) and 113 horsepower (83kW) plus a 200 horsepower PureTech engine for a combined output of 360 horsepower and maximum torque of 520Nm. The package is completed by DS PERFORMANCE branded brake callipers and special 20" MUNICH alloy wheels.

DS 9 E-TENSE 4x4 360 PERFORMANCE Line +, Midnight Blue, 20" MUNICH alloy wheels



BOOK A TEST DRIVE



ORDER ONLINE



FIND A DEALER



FOLLOW US

DRIVING MODES

Choose the drive mode that suits you

The electric motor, partnered with an 8-speed automatic gearbox, is used to move off and up to 84 mph with the E-TENSE 225 power unit. When it is triggered depends on the selected driving mode.

ELECTRIC MODE

Zero Emissions mode, always selected by default, lets you do most of your commuting, without consuming fuel.

HYBRID MODE

Hybrid mode automatically manages how the electric motor or internal combustion engine are used depending on your route and how you're driving.

SPORT MODE

By altering the mapping of the accelerator, gearbox, steering and active suspension, this mode enables you to enjoy DS 9's mechanical potential to the full.



BOOK A TEST DRIVE



ORDER ONLINE



FIND A DEALER



FOLLOW US

INSTALLING YOUR HOME CHARGING UNIT

DS Automobiles recommends using the company Pod Point to install your home charging unit, in order to get the best service and back-up possible for your home charging solution. You'll be guaranteed a quality installation that's fast and within eligibility criteria for government grants. After an assessment* of your electrical set-up, your home charging unit will be installed through experienced technicians.

** If your location is unsuitable, you will be able to cancel your order.*

DIFFERENT KINDS OF CHARGING

With the cables that come with the car, you can use any public or home charging point.

DS Automobiles uses a recommended partner to install a home charging unit.

An Accelerated Charging Cable (for use with home charging unit) and a Domestic Charging Cable (for occasional use with a standard UK 3-pin socket) are supplied with the car.



DOMESTIC CHARGING CABLE (FOR OCCASIONAL USE). SUPPLIED AS STANDARD.



STANDARD 3-PIN SOCKET

- Domestic charging
- CHARGING TIME: 100% between 7 and 8hrs



ACCESSORY



HOME CHARGING UNIT

- Accelerated charging
- CHARGING TIME: 100% in 1hr 45



ACCELERATED CHARGING CABLE. SUPPLIED AS STANDARD.

DS 9 E-TENSE 225 RIVOLI +, Pearl Crystal, 19" VERSAILLES alloy wheels



BOOK A TEST DRIVE



ORDER ONLINE



FIND A DEALER



FOLLOW US

E-TENSE REMOTE CONTROL

E-TENSE REMOTE RANGE INFORMATION

With the MyDS smartphone app, see your car's current state of charge or the estimated remaining range. At a glance view the state of charge and pre-set your car's temperature.

REMOTE CHARGING

While your car is charging, see the speed of charge and estimated charging time. You can also programme the start time for deferred charging, for example during the hours of cheap-rate electricity.

TEMPERATURE PRE-SET

Configuring the cockpit temperature pre-set enables you to programme your car's heating* or air conditioning*. Designed for your comfort, this feature is available whether your car is plugged in or not.

* Ambient temperature 21°C.



SEAMLESS MOBILITY

PUBLIC CHARGING


With Charge My Car, available with the FREE2MOVE SERVICES app, you can access the largest network of public charging points across Europe. It's easy to take advantage of this network! Create an account on FREE2MOVE SERVICES, subscribe to the offer, start the app in your car, and get your charging card.

JOURNEY PLANNER

Included in the Charge My Car scheme, a planning feature enables you to prepare for long journeys depending on the actual range of your car. Work out the true length of your trip (including charging time), select the perfect itinerary and send it to your car's navigation system.



To use Charge My Car, download the MyDS app



E-TENSE SERVICES

Enjoy the dynamic feeling
of the PureTech 225 Automatic
with its eight-speed gearbox.

DS 9 PureTech 225 Automatic, PERFORMANCE Line +, Midnight Blue, 19" MONACO alloy wheels



BOOK A TEST DRIVE



ORDER ONLINE



FIND A DEALER



FOLLOW US

DS 9 PureTech 225 Automatic, PERFORMANCE Line +, Midnight Blue, 19" MONACO alloy wheels

— DS 9
BESPOKE
PERSONALISATION

POWER OF ELEGANCE

51

50

DS 9



BOOK A TEST DRIVE



ORDER ONLINE



FIND A DEALER



FOLLOW US

A celebration of Paris, DS 9's interior is faithful to the DS design philosophy: personalisation and refinement.



BOOK A TEST DRIVE



ORDER ONLINE



FIND A DEALER



FOLLOW US



OUR COLLECTION

Shape your car
around yourself
by choosing from
our Interior collection.



BOOK A TEST DRIVE



ORDER ONLINE



FIND A DEALER



FOLLOW US

OUR COLLECTION

Dashboard in Art Rubis Red Nappa leather
Headlining and rear shelf in black Alcantara®



RUBIS RED OPERA INTERIOR



BOOK A TEST DRIVE



ORDER ONLINE



FIND A DEALER



FOLLOW US

OUR COLLECTION

*Dashboard in Basalt Black Nappa leather
Headlining and rear shelf in black Alcantara®*



ART BASALT BLACK OPERA INTERIOR



BOOK A TEST DRIVE



ORDER ONLINE



FIND A DEALER



FOLLOW US

OUR COLLECTION

Basalt Black Nappa leather trim with diamond design



**BASALT BLACK
LEATHER
INTERIOR**



BOOK A TEST DRIVE



ORDER ONLINE



FIND A DEALER



FOLLOW US

OUR COLLECTION

Dashboard in Alcantara®

Black Alcantara® trim



ALCANTARA®
BLACK
INTERIOR



BOOK A TEST DRIVE



ORDER ONLINE



FIND A DEALER



FOLLOW US

Seats in combined Black Alcantara®/leatherette with Carmin and Gold stitching (Black Alcantara® interior)



Seats in Basalt Black grain leather (Interior Basalt Black leather)



Seats in Art Basalt Black Nappa leather watchstrap design (Art Basalt Black OPÉRA interior)



UPHOLSTERY



Image not representative

Seats in Rubis Red Nappa leather with watchstrap design



BOOK A TEST DRIVE



ORDER ONLINE



FIND A DEALER



FOLLOW US

COLOURS / ALLOY WHEELS



DS 9 PureTech 225 Automatic, PERFORMANCE Line +, Midnight Blue, 19" MONACO alloy wheels

PEARL WHITE (P)



PLATINIUM GREY (M)



PEARL CRYSTAL (P)



PERLA NERA BLACK (P)



MIDNIGHT BLUE (P)



(M) = Metallic, (P) = Pearlescent

19" MONACO alloy wheel



19" VERSAILLES alloy wheel



20" MUNICH alloy wheel*/**



* Only with E-TENSE 4x4 360 power unit
** Carmin centre caps with E-TENSE 4x4 360 PERFORMANCE LINE +



BOOK A TEST DRIVE



ORDER ONLINE



FIND A DEALER



FOLLOW US

ONLY YOU

A WEALTH OF ATTENTIONS

MyDS App

Inspired by you, created for you; Only You is a bespoke programme that makes owning a DS unique.

ONLY YOU SERVICES ⁽¹⁾

MyDS App - THE KEY TO YOUR DS WORLD

Your essential everyday assistant, MyDS App lets you access the wide range of exclusive Only You services and keeps you permanently connected with your DS. Compatible with every DS ⁽²⁾, MyDS App is at your side before, during and after your trip ⁽³⁾.

DS ASSISTANCE - DRIVING WITH PEACE OF MIND

FREE FOR LIFE ⁽⁴⁾, AVAILABLE 24/7 IN CASE OF BREAKDOWN OR ACCIDENT

So you can drive with complete peace of mind, DS has made every effort to make your life easier and keep you constantly on the move ⁽⁵⁾. Accident, breakdown, lost keys or misfuelling are all covered by DS ASSISTANCE with free 24/7 support in mainland France or abroad, available by pushing the 'DS' button in your car, via the MyDS App, or by calling 00 800 24 24 07 07 ⁽⁶⁾.

DS VALET - A VALET MAKES LIFE EASIER

As time is our most precious asset, DS has created the DS VALET experience for you ⁽⁷⁾. When you purchase your DS, you can have your car delivered to the address of your choice. When scheduling an appointment at our workshops, you can ask the DS VALET to collect and return your car.

RENT A DS - SHORT TERM DS HIRE

To continue enjoying driving a DS and use your travels to try a new car from the DS range, book one from your smartphone using MyDS App or from your retailer.

DS CLUB PRIVILÈGE ⁽⁸⁾ - SPECIAL ACCESS TO UNIQUE EXPERIENCES

By driving a DS you've chosen to experience the best in French expertise and sophistication. To give you an unforgettable experience, we've created DS CLUB PRIVILEGE. To become a member for five years you simply apply via MyDS App. Available straight from your smartphone, this world of privilege has been designed to put what you want at the heart of everything.

DISCOVER THE WORLD OF DS THROUGH UNIQUE EVENTS AND ENJOY EXCLUSIVE BENEFITS: private events, exhibition previews, cookery courses with a celebrity chef, or even meeting experts in French savoir-faire... Private sales of gourmet foods, getaways, shopping and other special activities.

Calls free from a landline. With a mobile, tariffs may vary according to network provider (most customers have unlimited calls).

⁽¹⁾ Depending on availability in the authorised DS network

⁽²⁾ Models equipped with Bluetooth that's compatible with journey feedback enables you to enjoy all the driving functionality (journeys, consumption, distance, range)

⁽³⁾ From your smartphone with a working internet connection and navigation

⁽⁴⁾ For all brands of car up to 20 years old. The offer is valid for incidents occurring within 12 months of regular maintenance, a technical procedure or bodywork attention within the authorised DS network, carried out

after 1st January 2019.

⁽⁵⁾ For conditions go to DSautomobiles.co.uk

⁽⁶⁾ Free calls from a landline in Europe

⁽⁷⁾ The physical boundaries for the DS VALET service are specified by each DS retailer and this is a chargeable service

⁽⁸⁾ In the six months after the purchase of your vehicle



BOOK A TEST DRIVE



ORDER ONLINE



FIND A DEALER



FOLLOW US

CONNECTED SERVICES

DS Connect Box

With DS CONNECT BOX and its SOS & Assistance pack, travel with peace of mind. If you have an accident, the emergency call system pinpoints your location automatically (if it feels a heavy impact) or you can operate it manually (by pressing the SOS button for three seconds), and the appropriate rescue service will be contacted immediately.

Télmaintenance

The Telemaintenance service can recognise the due date for a service or the need for work to be carried out on your DS. As soon as one of these is identified, DS will contact you, tell you the condition of your car and suggest an appointment that suits you at the retailer of your choice where the necessary work will be prepared for and carried out thanks to the information that's already been received. This service is free and without a contract***.

DS Connect Nav

DS Connect Nav is a 3D connected navigation system with voice recognition in partnership with TomTom. It guides you to your destination with a pack that includes real-time traffic reports by TomTom services (with features such as real-time traffic updates, the location of fuel stations, car parks, weather and Points Of Interest) as well as Danger Zones by TomTom Services that sends you audible and visual warnings where extra vigilance is required and alerts for all types of speed control* (fixed and mobile). To give more peace of mind, the electric charging station service instantly tells you the availability of charging stations in the vicinity**** that are compatible with your car.

Mirror Screen**

Once your smartphone is connected, Mirror Screen reproduces compatible apps. To give you a wider range of compatible smartphones, Mirror Screen works with Android Auto™ and Apple CarPlay™ (Apple).

Scan MyDS

Access your user manual digitally. Scan MyDS is a free app, designed to be used when the car is stationary.

** This service is available depending on the traffic laws of the country*

*** Depending on the model*

**** Contract valid for 10 years*

***** Only available on hybrid models, displays information of partner charging stations*



BOOK A TEST DRIVE



ORDER ONLINE



FIND A DEALER



FOLLOW US

ENGINES (VALID JANUARY 2020)

PLEASE VISIT DSAUTOMOBILES.CO.UK

ENGINES	CONSUMPTION	POWER (HP)	CONSUMPTION* COMBINED MPG (L/100KM) MINIMUM TO MAXIMUM	CO ₂ EMISSIONS* (G/KM)	BENEFIT IN KIND (BIK) %
HYBRID					
E-TENSE 225		225	157.2 (1.8) - 176.6 (1.6)	33 - 35	11
E-TENSE 4x4 360		360	TBC**	TBC**	TBC**
PETROL					
PureTech 225 Automatic		225	40.4 (7.0) - 40.9 (6.9)	155 - 159	35

*Type approved according to Worldwide Harmonised Light-Duty Vehicles Test Procedure (WLTP). Two values are shown for consumption and CO₂. Actual CO₂ may vary according to options fitted but other than in exceptional circumstances will be between the two figures shown. Fuel consumption and CO₂ in real world conditions will depend on a number of factors, including accessories fitted (post registration), variations in weather, driving style and vehicle load.

** To Be Confirmed



SERVICE PLANS & WARRANTY

SERVICE PLANS

To keep you DS performing at its best, it's important to service your vehicle in line with our recommendations. By paying a fixed monthly amount, all of your scheduled services will be carried out by an official DS workshop. Alternatively pay the full amount upfront if that suits you better. The price of your DS service plan depends on how many miles you cover, as well as the length of your contract. Contact your DS retailer for a personal quote.

WARRANTY

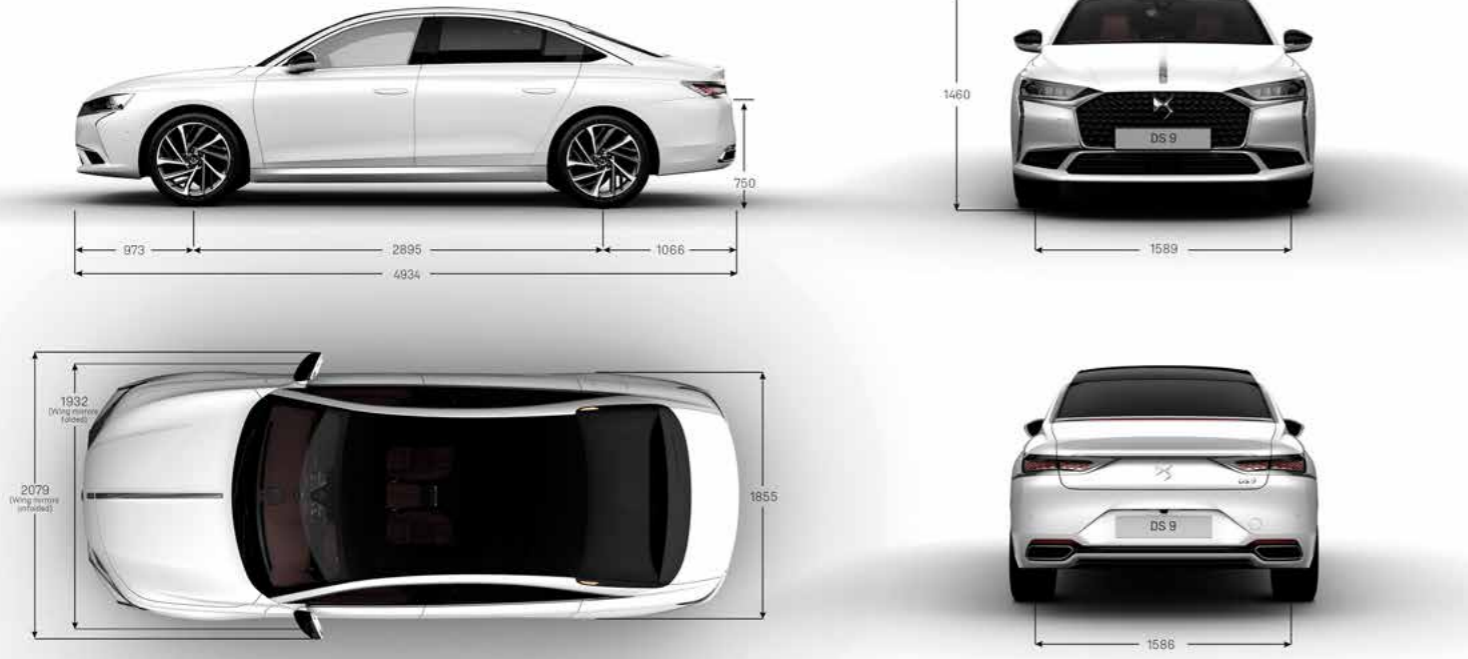
Every DS has the benefit of a 3 year* warranty, plus a 12 year anti-perforation** warranty and a 3-year paint warranty. To extend your vehicle warranty to 4 or 5 years, ask your retailer about an extended warranty.

* 2 years unlimited warranty. No-fee customer option of 1 year dealer provided warranty, only on cars supplied by the DS dealer network.

Note: Dealer provided warranty is limited to 60,000 miles.

** Against all internal to external perforation to bodywork or underbody.

DIMENSIONS



BOOK A TEST DRIVE



ORDER ONLINE



FIND A DEALER



FOLLOW US

74

TO DISCOVER *THE WHOLE DS RANGE*

VISIT [DSAUTOMOBILES.CO.UK](https://dsautomobiles.co.uk)

Note: Images and specification descriptions are dependent on trim level and options specified. Images used are for illustrative purposes only. Please refer to the price and specification guide for the most up to date detail on specifications. Every endeavour has been made to ensure that the detail and information was accurate at the time of publishing. However, the company reserves the right, whilst preserving the essential characteristics of the models described, to introduce at any time modifications, changes of details, equipment or accessories. Every effort will be made to maintain the accuracy of this brochure but to avoid any misunderstanding, please refer to your DS retailer. The DS website includes full details of DS models and offers at [DSautomobiles.co.uk](https://dsautomobiles.co.uk). You can also contact DS via the website.

January 2021

Design and Production: Emmanuel Rouyer / Laurent Nivalle (Style DS)
Photos: William Crozes, Gear Productions, Laurent Nivalle, Arnaud François, Astuce Productions



POWER OF ELEGANCE

75



BOOK A TEST DRIVE



ORDER ONLINE



FIND A DEALER



FOLLOW US



DS AUTOMOBILES
Spirit of Avant-Garde

D S a u t o m o b i l e s . c o . u k



BOOK A TEST DRIVE



ORDER ONLINE



FIND A DEALER



FOLLOW US



DS AUTOMOBILES
Spirit of Avant-Garde

DS 9
PRICE & SPECIFICATION GUIDE
SEPTEMBER 2022



BOOK A TEST DRIVE



ORDER ONLINE



FIND A DEALER



FOLLOW US

PERFORMANCE LINE +

Available with:
E-TENSE 250
E-TENSE 4x4 360



- 1. **Black Alcantara® Interior** – Black Alcantara® seats with leather effect vinyl, Black Alcantara® decor
- 2. **19 inch 'MONACO' alloy wheels** (20 inch MUNICH alloy wheels on E-TENSE 4x4 360 version)

- 3. **FLUSH FITTING DOOR HANDLES**
- 4. **DS ACTIVE LED VISION**
- 5. **12.3 inch Digital Instrument Cluster**
- 6. **12 inch HD Touchscreen**
- 7. **Keyless Entry & Start**

- 8. **Perforated Leather Steering Wheel** with Performance Line stitching
- 9. **Electrically adjustable front seats**
- 10. **Heated Front Seats**
- 11. **Front and Rear Parking Sensors**
- 12. **Reversing Camera - 180° Vision**



DS 9 3

2

DS 9

BOOK A TEST DRIVE

ORDER ONLINE

FIND A DEALER

FOLLOW US


RIVOLI +

Available with:
E-TENSE 250
E-TENSE 4x4 360



- 1. **Basalt Black Leather Interior** – Basalt Black grained leather seats with Basalt Black Diamond-shaped Nappa leather decor
- 2. **19 inch 'VERSAILLES' alloy wheels** (20 inch MUNICH alloy wheels on E-TENSE 4x4 360 version)
- 3. **DS DRIVE ASSIST** – Semi-autonomous driving, Adaptive Cruise Control with Stop & Go, Lane Positioning Assist
- 4. **Ventilated Front Seats**

- 5. **Massaging Front Seats**
- 6. **Reversing Camera - 360° Vision**
- 7. **Polyambient Interior Lighting**
- 8. **Air Quality System**



DS 9
5

4

DS 9

 BOOK A TEST DRIVE

 ORDER ONLINE

 FIND A DEALER

    FOLLOW US

PRICES

Engine	LCDV Code	CO ₂ g/km WLTP	First Year VED*	Basic M.R.R.P.	V.A.T.	Total M.R.R.P.	'On The Road' M.R.R.P.*	P11D Value	INS Group	B.I.K. Tax Rate	B.I.K. per month	
										20%		40%
PERFORMANCE LINE +												
E-TENSE 250	1SXCA4KRIATOAOB1	26	£0	£43,454.17	£8,690.83	£52,145.00	£52,900.00	£52,845.00	TBC	8%	£70	£141
E-TENSE 4x4 360	1SXCA4KRI2T09PB1	41	£0	£49,287.50	£9,857.50	£59,145.00	£59,900.00	£59,845.00	TBC	14%	£140	£279
RIVOLI +												
E-TENSE 250	1SXCA4SRIATOAOB1	26	£0	£46,037.50	£9,207.50	£55,245.00	£56,000.00	£55,945.00	TBC	8%	£75	£149
E-TENSE 4x4 360	1SXCA4SRI2T09PB1	41	£0	£51,870.83	£10,374.17	£62,245.00	£63,000.00	£62,945.00	TBC	14%	£147	£294



DS DELIVERY VALET

YOUR TIME IS OUR PRIORITY

DS DELIVERY VALET allows you to benefit from the delivery of your new or used DS to the address of your choice and collection of your old vehicle.

PRICE: £195 inc. VAT



From January 2019 all models are Type Approved according to Worldwide Harmonised Light-Duty Vehicles Test Procedure (WLTP). WLTP is the new official test regime and replaces the New European Driving Cycle (NEDC). The CO₂ data has been converted from WLTP back to NEDC-equivalent values in accordance with current vehicle tax and Company Car Tax (CCT) legislation. Two values for CO₂ are shown per version, these are the 'Vehicle High' (1) value and the 'Vehicle Low' (2) value. For transparency and clarity, the 'Vehicle High' value has been used to calculate the first year taxation in the prices shown above. The actual CO₂ value of a version may vary according to optional equipment fitted but, other than in exceptional circumstances, will be between 'Vehicle High' and 'Vehicle Low'.

For full information, including WLTP fuel consumption data, please see technical specification pages, or refer to your nearest DS retailer.

(1) Vehicle High = High specifications vehicle fitted with maximum available options.

(2) Vehicle Low = Standard specifications vehicle fitted with minimal options.

Please note: an additional annual tax rate applies in years 2 to 6 for vehicles with a list price (which includes basic price, VAT, delivery cost and additional options) in excess of £40,000.



BOOK A TEST DRIVE



ORDER ONLINE



FIND A DEALER



FOLLOW US

TECHNOLOGY

DS ACTIVE LED VISION

IN BRIEF

The headlights on DS 9 feature full LED technology. Each one comprises three rotating modules with an animated “Magic 3D” function and a main LED projector. They also include the Adaptive Front System (AFS), a function designed to adapt the lighting to the road. This modern technology contributes to both comfort and safety through its variable power, clear visibility and immediate activation with clear, automatic signals.

At night, the Adaptive Front System function manages different lighting modes for each driving situation. For each one, the angle and intensity of the main headlights and modules vary in order to increase or reduce the range of the beam. The modules swivel and dip to widen or direct the beam to light up the roadside to a greater or lesser extent. This function is active only if the lighting is in automatic mode and can be deactivated via the central touchscreen.



TOWN BEAM

The projector beams are of medium intensity with the modules turned outwards. This makes the beam wider, enabling the driver to see potential hazards (such as pedestrians, junctions, etc.) on the roadside more easily. The beam range is 280m. This lighting mode is activated after three seconds at a speed below 30mph.

COUNTRY BEAM

The beam is straighter with intensity increased for the projectors and reduced for the modules. In this way, the field of vision is directed towards the front (better suited to country roads), while being sufficiently wide to see any potential sources of danger on the roadside. The beam range is 330m. This lighting mode is activated after two seconds at a vehicle speed of over 30mph.

MOTORWAY BEAM

The projectors and modules create a cone of light with a raised beam, suitable for fast roads. Although similar to Country Beam, the modules create a more intense beam. The projectors and modules are raised slightly in order to increase range. The beam range is 370m. This lighting mode is activated after five seconds at a vehicle speed of 70mph.

LIGHTING

HIGH BEAM

This lighting mode can be activated at any time by the Automatic High Beam function, independently of the Adaptive Front System functions. It adapts automatically to the vehicle speed and angle of the steering wheel.

The power and range of the beam are set to maximum in order to effectively light up the length and breadth of the road. The modules are raised and positioned centrally, in line with the vehicle. At the same time, their range is increased. The beam range is 520m.

ADVERSE WEATHER

This lighting mode is activated automatically at any time, when the wipers are activated. The beam is wider. The power of the modules is increased to enable the driver to see the white lines on the road more easily.

The intensity of the main beam is reduced in order to improve the driver's vision, taking into account possible reflections from the wet road. The beam range is 330m.

WELCOME LIGHTING

LOCKING/UNLOCKING

When the driver unlocks the vehicle using the plip or keyless access function, the vehicle initiates a “Welcome” sequence. The headlights and modules give off a purple light, as if the car were waking up.

FOLLOW ME HOME

The automatic ‘Follow me Home’ lighting function leaves the headlights illuminated for a short time after the vehicle is locked, in order to light a path for passengers at night.

LOCATION

This lighting function allows you to activate the headlights and indicators to help you find your car, for instance in a crowded car park.

MARKER LIGHTS

When stopping at the road side, this lighting function makes sure other road users can see you clearly. The LED Daytime Running Lights and 3D rear lights are activated on the road side.

SCROLLING INDICATORS

These distinctive, high-tech features underline the expressive looks of DS 9's light signature. They comprise a line of LEDs scrolling in segments towards the outside, in the direction of travel. They also include a one-touch activation function.



BOOK A TEST DRIVE



ORDER ONLINE



FIND A DEALER



FOLLOW US


E-TENSE 250



218-305
MPG

weighted combined fuel consumption (WLTP).

- Front wheel drive
- 250 hp combined
- Front electric motor
- 200 hp petrol engine
- BIK: from 8%



UP TO
41-46
MILES*

(WLTP) in full electric.

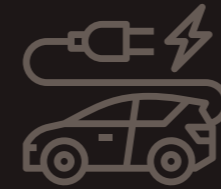
E-TENSE 4x4 360



156-156
MPG

weighted combined fuel consumption (WLTP).

- 4 wheel drive
- 360 hp combined
- Front and rear electric motors
- 200 hp petrol engine
- BIK: from 12%



UP TO
29-31
MILES*

(WLTP) in full electric.

* The electric range you achieve in real life conditions will depend upon a number of factors including the starting charge of the battery, accessories fitted (post-registration), variations in weather, driving styles and vehicle load. Only compare fuel consumption and CO₂ figures with other cars tested to the same technical standard.

REGENERATIVE BRAKING

(B)

For Braking Mode can be selected on the gear selector, meaning your vehicle will use a higher level of regenerative braking and slow-up faster when your foot is off the accelerator. Regenerative braking slows the vehicle while harnessing the kinetic energy back into the battery, thus helping to maximise range. Around town, the range can be increased up to 20% with regenerative braking.



WHAT AFFECTS THE RANGE?

Driving style, driving speed, use of heating & air conditioning, acceleration or load are several factors that will affect the range of your car. Limiting the impact of the above factors will maximise range.

The predicted range gauge on our vehicles utilises recent driving history, as well as remaining battery charge and current driving conditions to estimate the range available.



BOOK A TEST DRIVE



ORDER ONLINE



FIND A DEALER



FOLLOW US

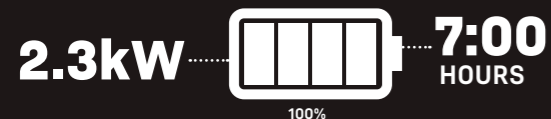
CHARGING



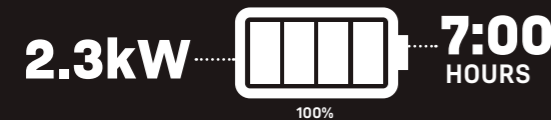
DOMESTIC CHARGING

DS 9 E-TENSE comes with a domestic charging cable as standard, allowing you to charge from a standard UK 3-pin socket.

E-TENSE 250



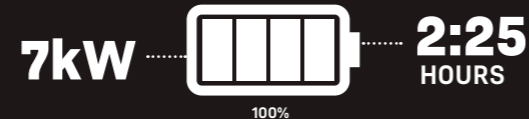
E-TENSE 4X4 360



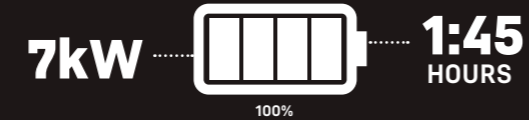
ACCELERATED CHARGING

Install a home charging unit to access Accelerated charging at home. Accelerated charging cable: £250.

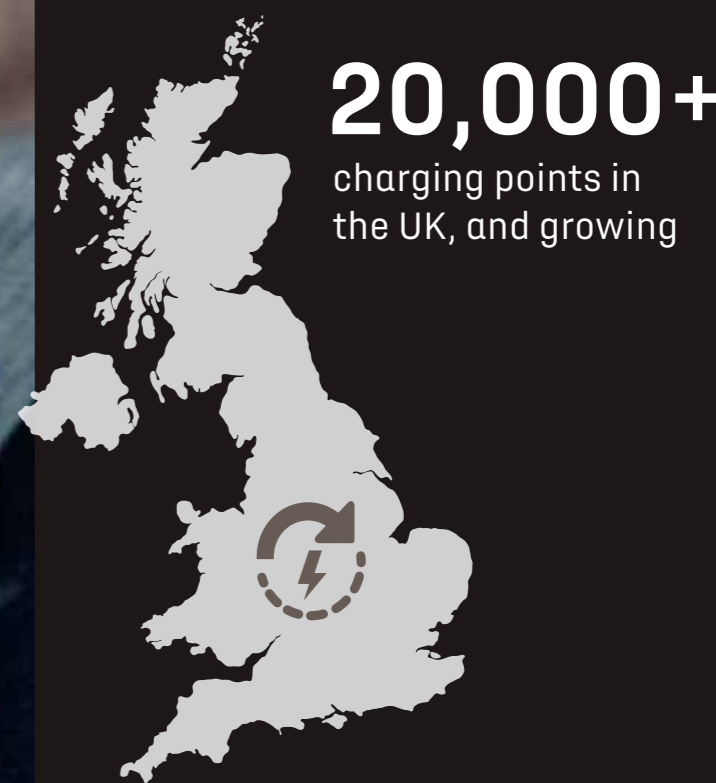
E-TENSE 250



E-TENSE 4X4 360



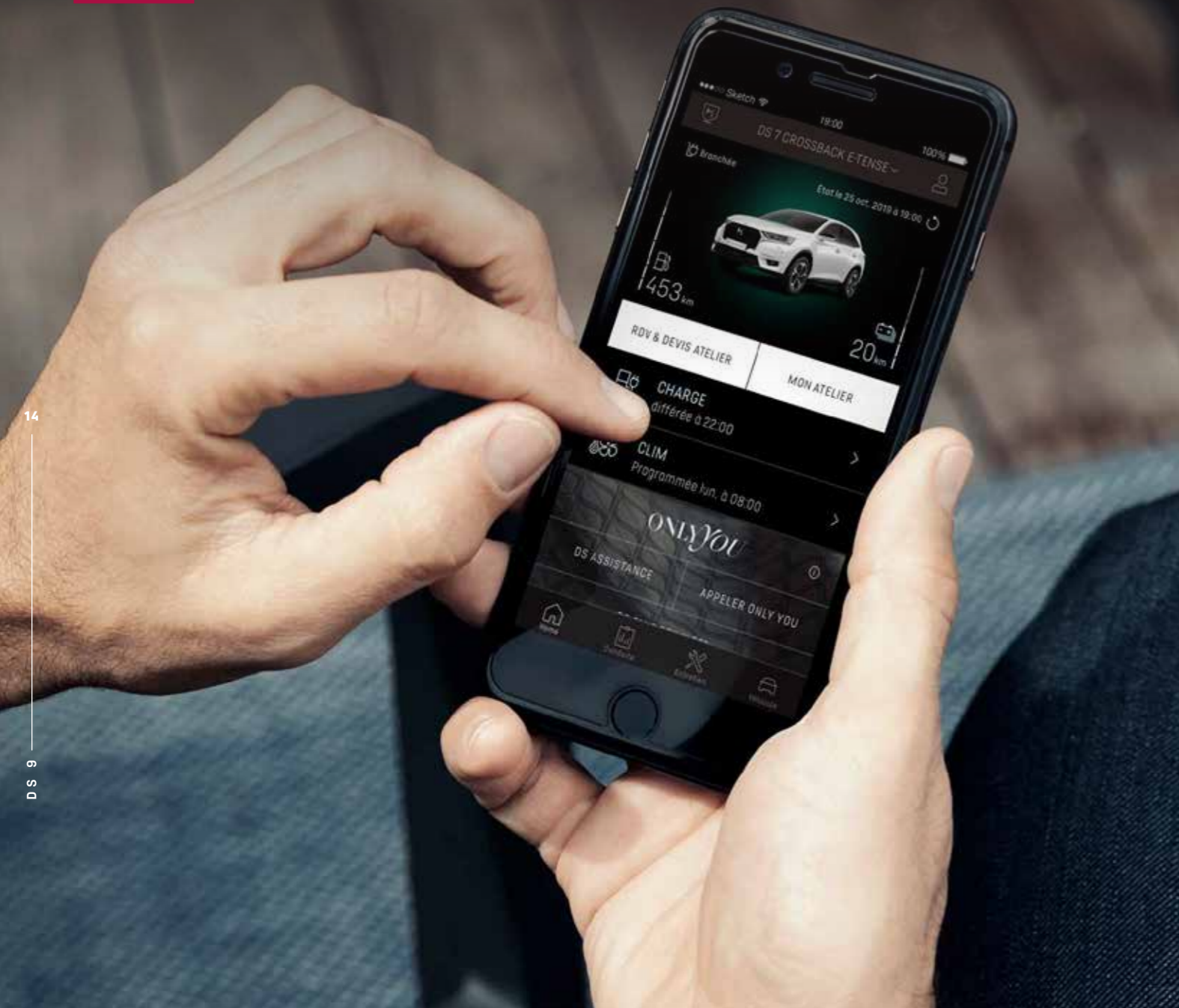
To take advantage of Accelerated charging, order the optional Accelerated charging cable, and install a home charging unit at your home. Our approved charging partner Pod Point can assist with installation. They are fully approved under the government's Homecharge scheme, so if you have off-street parking, you could be eligible for a grant towards the cost of your charger. Speak to your DS Retailer about installing a home charging unit.



MyDS APP

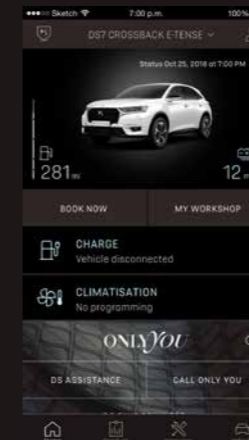
E-TENSE EXCLUSIVE FEATURES.

CONTROL YOUR ELECTRIC CAR FROM YOUR SMARTPHONE WITH THE MyDS APP.



RANGE INFORMATION

With the MyDS smartphone app, you can see your car's current state of charge and approximate remaining range. When your car is plugged in, the speed and expected remaining charging time are also shown.



REMOTE CHARGING

With control of remote charging you can use the MyDS app to commence charging or initiate a programmed charge. A programmed charge enables you to use the most beneficial energy rates to replenish your battery.



REMOTE AIR CONDITIONING

This feature allows you to programme the heating or air conditioning of your car while it's still charging. Your car will be set to your preferred temperature when you get in, without diminishing the range available.



BOOK A TEST DRIVE



ORDER ONLINE



FIND A DEALER



FOLLOW US

TECHNOLOGY

PROXIMITY KEYLESS ENTRY AND START

IN BRIEF

PROXIMITY KEYLESS ENTRY AND START accurately recognises your arrival at the car and conveniently deploys the FLUSH FITTING DOOR HANDLES to welcome you as you approach.

DETAILS

By keeping the vehicle key with you, you can enter the car and start/stop the engine with a simple push of the start/stop button on the dashboard.

When leaving the car, a simple touch on one of the front/rear door handles or on the rear tailgate's push button is enough to lock the vehicle.

Should you forget and leave the key inside, the car will prevent itself from being locked. Also, if you leave the vehicle while the engine is still running, a warning signal will ring to alert you.

The PROXIMITY KEYLESS ENTRY AND START gives you hands-free access through automated deployment of the FLUSH FITTING DOOR HANDLES and unlocking of the doors as you approach the car (in addition to the keyless entry and start function). Conversely, when you walk away from the car FLUSH FITTING DOOR HANDLES will retract and lock automatically.

HOW IT WORKS

At a distance of 3m, your DS 9 detects the key, unfolds the door mirrors and illuminates the headlights in anticipation of your arrival.

When you are within 1.5m of the car, the FLUSH FITTING DOOR HANDLES deploy to reveal themselves and unlock your DS 9 automatically.

When leaving the car the door handles will retract at a distance of 2m away from the car, accompanied by an audible and visual confirmation that your DS 9 is locked.



DS DRIVE ASSIST

IN BRIEF

Travel long distances with peace of mind thanks to DS DRIVE ASSIST, the advanced driving aid that brings you a step closer to autonomous driving. This system combines the new Active Cruise Control Stop and Go and Lane Keeping Assist to manage driving in semi-autonomous mode, in specific conditions. DS DRIVE ASSIST helps manage steering and speed and is active at speeds between 40mph and 110mph.

DETAILS

A reference speed is entered into the Active Cruise Control Stop and Go (from 20 mph). At the same time Lane Keeping Assist is activated using a button on the right of the dashboard (from 40 mph).

The system then registers your DS 9's position on the road (in the centre, on the left or on the right, in line with your driving habits). From this point on, your DS 9 will help control speed and steering.

This system is particularly well suited to major roads and motorways, provided that the white lines are clearly visible. The system will help to drive the car but does not replace the driver who must remain focused, vigilant and in control of the car at all times.

NOTES

To remain active, DS DRIVE ASSIST requires you to keep your hands on the steering wheel at all times even if you are not actively steering the car.

You can take back control at any time by:

- Applying torque to the steering wheel (to cancel Lane Keeping Assist).
- Braking (to cancel Active Cruise Control Stop and Go).
- Pressing the button to deactivate the function.



This feature does not reduce the need for absolute driver vigilance.

EQUIPMENT SPECIFICATION

Option availability varies according to version/engine/trim level. Some options are only available as part of a pack. Please refer to the options section for further information.

● Standard equipment ○ Optional equipment

	PERFORMANCE Line +	RIVOLI +
	E-TENSE	E-TENSE
DS INTERIORS		
Black Alcantara® Interior – Black Alcantara® seats with leather effect vinyl, Black Alcantara® decor	●	
Basalt Black Leather Interior – Basalt Black grained leather seats with Basalt Black Diamond-shaped Nappa leather decor		●
OPERA Interior - Basalt Black – Basalt Black nappa watchstrap leather seats, Basalt Black nappa leather decor, pearl stitching and Black Alcantara® headliner		○
OPERA Interior – Rubis red nappa watchstrap leather seats, Rubis red nappa leather decor, pearl stitching and Black Alcantara® headliner		○
For more details about DS Interiors (colours, material), please refer to the 'DS Interiors' page.		
WHEELS		
19 inch 'VERSAILLES' alloy wheels		●
19 inch 'MONACO' alloy wheels	●	
20 inch 'MUNICH' alloy wheels - standard on E-TENSE 4x4 360 versions	●	●
For more details about alloy wheels (design, colours), please refer to the 'Wheels' page.		
EXTERIOR STYLE		
FLUSH FITTING DOOR HANDLES	●	●
Chrome DS WINGS	●	●
Dark Tinted Rear Windows	●	●
Chrome window surrounds	●	●
Chrome sabre on bonnet with 'Clous de Paris' embossing	●	●
DS badge on bonnet	●	●
DS Monogram on rear tailgate	●	●
E-TENSE Badge on bonnet	●	●
E-TENSE Monogram on rear tailgate	●	●
Gloss Black exterior door mirrors	●	●
INTERIOR STYLE		
Leather Steering Wheel		●
Perforated Leather Steering Wheel with Performance Line stitching	●	
B.R.M R180 Timepiece	●	●
Aluminium sports pedals	●	●
Backlit Front Door Sill	●	●
Front Central Armrest	●	●
1/3 2/3 split rear bench seat	●	●
Ski Hatch Replaced by optional RIVOLI Lounge Pack.	●	●
Full LED Ambient Interior Lighting	●	
Polyambient Interior Lighting Customisable lighting on door panels, under Central Touchscreen and passenger side dashboard.		●

	PERFORMANCE Line +	RIVOLI +
	E-TENSE	E-TENSE
IN-CAR ENTERTAINMENT		
12.3 inch Digital Instrument Cluster	●	●
12 inch HD Touchscreen	●	●
DS Connect Nav 3D Connected Navigation	●	●
8 Speakers	●	●
Mirror Screen with Apple CarPlay™, Android Auto® and MirrorLink	●	●
Wireless Charging for Smartphone	○	●
Bluetooth® handsfree and media streaming with USB socket	●	●
DAB digital radio	●	●
Voice recognition	●	●
COMFORT AND CONVENIENCE		
DS ACTIVE SCAN SUSPENSION	○	●
Keyless Entry & Start	●	●
Extended bi-zone automatic air-conditioning	○	○
Stop & Start function	●	●
Electrically folding and heated door mirrors with LED spotlight	●	●
Door mirrors with reverse gear angle memorisation	●	●
Auto-dimming electrochromic door mirrors		●
Odour Filter	●	●
Air Quality System Capable of filtering out fine particles as small as 2.5 microns in diameter for cleaner air inside the cabin.		●
Automatic Windscreen Wipers	●	●
Frameless electrochromic, auto-dimming interior rear view mirror	●	●
Laminated front and rear side windows	●	●
Front and Rear Floor Mats	●	●
Height & depth adjustable steering wheel	●	●
Grab handles	●	●
Sunvisors with LED courtesy mirror and ticket holder	●	●
Electric parking brake	●	●
SEATING		
Heated Front Seats	●	●
Electrically adjustable front seats	●	●
Electrically adjustable lumbar support	●	●



BOOK A TEST DRIVE



ORDER ONLINE



FIND A DEALER



FOLLOW US

EQUIPMENT SPECIFICATION

Option availability varies according to version/engine/trim level. Some options are only available as part of a pack. Please refer to the options section for further information.

● Standard equipment ○ Optional equipment

	PERFORMANCE Line +	RIVOLI +
	E-TENSE	E-TENSE
SEATING		
Memory function for driver's seat	●	●
Massaging Front Seats		●
Ventilated Front Seats		●
Front seats with rear pocket	●	●
LIGHTING & VISIBILITY		
DS ACTIVE LED VISION	●	●
DS 3D LED rear lights	●	●
LED Daytime Running Lights	●	●
Automatic Headlights	●	●
High Beam Assist	●	●
Dynamic Bending Light function <small>DS ACTIVE LED VISION headlights follow the direction of the steering wheel through corners.</small>	●	●
Scrolling Indicators	●	●
Automatic 'Welcome' lighting at car unlocking	●	●
'Follow me Home' lighting	●	●
DS Cornets	●	●
SAFETY AND SECURITY		
Front and Rear Parking Sensors	●	●
Reversing Camera - 180° Vision	●	
Reversing Camera - 360° Vision		●
Extended Emergency Braking System	●	●
Blind Spot Detection	●	●
Extended Traffic Sign Recognition	●	●
Speed Limit Advisor	●	●
Intelligent Speed Adaptation	●	●
Driver Attention Alert	●	
Driver Attention Monitoring	○	○
Cruise control with speed limiter	●	●
DS DRIVE ASSIST - Semi-autonomous driving, Adaptive Cruise Control with Stop & Go, Lane Positioning Assist	○	●
Lane Keeping Assist	●	●
Lane Positioning Assist		●
DS Connect Box - emergency & assistance system	●	●

	PERFORMANCE Line +	RIVOLI +
	E-TENSE	E-TENSE
SAFETY AND SECURITY (continued)		
Driver, front passenger, front lateral, and front curtain airbags	●	●
Rear curtain airbags	●	●
Remote control central locking with deadlocks	●	●
Front and Rear Isofix mounting points	●	●
Puncture Repair Kit	●	●
Automatic door locking while driving	●	●
ESP	●	●
Hill Start Assist	●	●
STORAGE		
Front closed storage	●	●
Front central armrest with storage	●	●
Front and rear door storage	●	●
CONNECTED SERVICES		
TomTom SpeedCam / Danger Zones - 3 years' subscription. Activation through the DS Connected Services. Store required. <small>*Available with DS Connect Nav Fixed Speed Cameras, Average Speed Cameras, Traffic Light Cameras, Traffic Light Speed Cameras, Mobile Speed Cameras (requires other TomTom user interaction), Accident Blackspots, Danger Zones Visit: services-store.dsautomobiles.co.uk</small>	●	●

E-TENSE

	PERFORMANCE Line +	RIVOLI +
	E-TENSE	E-TENSE
ON BOARD SOCKETS		
Domestic Charging Cable (compatible with UK 3-pin socket) <i>for occasional use only</i>	●	●
Accelerated Charging Cable (Type 2) <small>Home Charging Unit not included. Speak to your DS Retailer for more information about charging solutions</small>	○	○
7kW On-Board Charger	●	●



BOOK A TEST DRIVE



ORDER ONLINE



FIND A DEALER



FOLLOW US

OPTIONS

Please note: the price of packs may vary depending on trim level, as some equipment may become standard on higher trim levels.

OPTIONS	Order Code	PERFORMANCE Line +	RIVOLI +
		E-TENSE	E-TENSE
UPHOLSTERY			
OPERA Interior – Basalt Black nappa watchstrap leather seats, Basalt Black nappa leather decor, pearl stitching and Black Alcantara® headliner Also includes – Sunroof, Rear Lounge armrest, Heated rear seats, Ventilated rear seats, Massaging rear seats	4HF0		£3,000
OPERA Interior – Rubis red nappa watchstrap leather seats, Rubis red nappa leather decor, pearl stitching and Black Alcantara® headliner Also includes – Sunroof, Rear Lounge armrest, Heated rear seats, Ventilated rear seats, Massaging rear seats	4HFJ		£3,000
SEATING			
Rivoli Lounge Pack – Includes Rear Lounge armrest, Heated rear seats, Ventilated rear seats, Massaging rear seats	AL02		£2,000
IN-CAR ENTERTAINMENT			
FOCAL Electro® HiFi system – 515-watt amplifier, 14 speakers, 8 inch subwoofer	UN02	£990	£990
Wireless Charging for Smartphone	E301	£250	
SAFETY & SECURITY			
ADVANCED SAFETY PACK – Includes DS DRIVE ASSIST, semi-autonomous driving, Driver Attention Monitoring	ZVBU	£700	£250
DS PARK PILOT – autonomous parking system, includes 360° vision	WY36	£700	£400
Spare Wheel	RS02		
LIGHTING & VISIBILITY			
DS NIGHT VISION Includes 360° vision	N101	£1,400	£1,100
Sunroof Electrically opening spoiler sunroof	TC07	£1,300	£1,300
EXTERIOR STYLE			
Textured Black DS WINGS	GV07	£295	
COMFORT & CONVENIENCE			
DS ACTIVE SCAN SUSPENSION	VU02	£1,000	
Extended bi-zone automatic air-conditioning	HJ03	£250	£250
Electric Tailgate With Loaded-arm access	M005	£400	£400
Ashtray and Cigarette Lighter	AD01	£50	£50
Accelerated Charging Cable (Type 2) Home Charging Unit not included. Speak to your DS Retailer for more information about charging solutions	7S02	£250	£250



DS 9

23

22

DS 9



BOOK A TEST DRIVE



ORDER ONLINE



FIND A DEALER



FOLLOW US

EXTERIOR COLOURS

BODY COLOUR	BODY CODE	PERFORMANCE Line +	RIVOLI +
STANDARD METALLIC PAINT			
Midnight Blue (M)	M0AP	•	•
METALLIC PAINT			
Perla Nera Black (M)	M09V	£625	£625
Platinum Grey (M)	M0VL	£625	£625
Pearl Crystal (M)	M0PY	£625	£625
PEARLESCENT PAINT			
Pearl White (P)	M6N9	£825	£825

WHEELS

ALLOY WHEELS	Order Code	PERFORMANCE Line +	RIVOLI +
		E-TENSE	E-TENSE
19 INCH			
19 inch 'MONACO' alloy wheels	ZHMQ	•	
19 inch 'VERSAILLES' alloy wheels	ZHMP		•
20 INCH			
20 inch 'MUNICH' alloy wheels <i>*Standard on E-TENSE 4x4 360 versions</i>	ZHWX	•*	•*



MIDNIGHT BLUE (M)



PERLA NERA BLACK (M)



PLATINUM GREY (M)



PEARL CRYSTAL (M)



PEARL WHITE (P)



MONACO
ALLOY WHEELS



VERSAILLES
ALLOY WHEELS



MUNICH
ALLOY WHEELS

• Standard equipment (M) Metallic (P) Pearlescent



BOOK A TEST DRIVE



ORDER ONLINE



FIND A DEALER



FOLLOW US

DS INTERIORS

INTERIOR	UPHOLSTERY	ORDER CODE	PERFORMANCE Line +	RIVOLI +
Black Alcantara®	Black Alcantara® seats with leather effect vinyl, Black Alcantara® decor	56FV	•	
Basalt Black Leather	Basalt Black grained leather seats with Basalt Black Diamond-shaped Nappa leather decor	57F0		•
OPERA Interior – Basalt Black	Basalt Black nappa watchstrap leather seats, Basalt Black nappa leather decor, pearl stitching and Black Alcantara® headliner	4HF0		£3,000
OPERA Interior – Rubis Red	Rubis red nappa watchstrap leather seats, Rubis red nappa leather decor, pearl stitching and Black Alcantara® headliner	4HFJ		£3,000



DS BLACK ALCANTARA® INTERIOR
PERFORMANCE LINE +



DS BASALT BLACK LEATHER INTERIOR
RIVOLI +



DS OPERA RUBIS RED INTERIOR
RIVOLI +



DS OPERA BASALT BLACK INTERIOR
RIVOLI +



BOOK A TEST DRIVE



ORDER ONLINE



FIND A DEALER



FOLLOW US

ONLY YOU

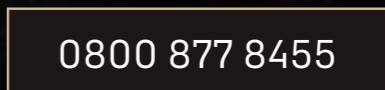
THE DS EXPERIENCE

MAKE THE CHOICE OF DS EXCELLENCE

Inspired by you and created for you, Only You is an exclusive programme offering services tailored to your personal needs. Enjoy a tailor-made programme for a unique DS experience.



Your Only You services are directly accessible via MyDS App, or by using the dedicated telephone number*.



Available Monday to Saturday 8am to 6pm.
A DS representative will answer your questions and deal with your requests.

*Calls are free from a landline. For mobiles please refer to your service provider for charges.

TEL 0800 877 8455 MyDS APP



BOOK A TEST DRIVE



ORDER ONLINE



FIND A DEALER



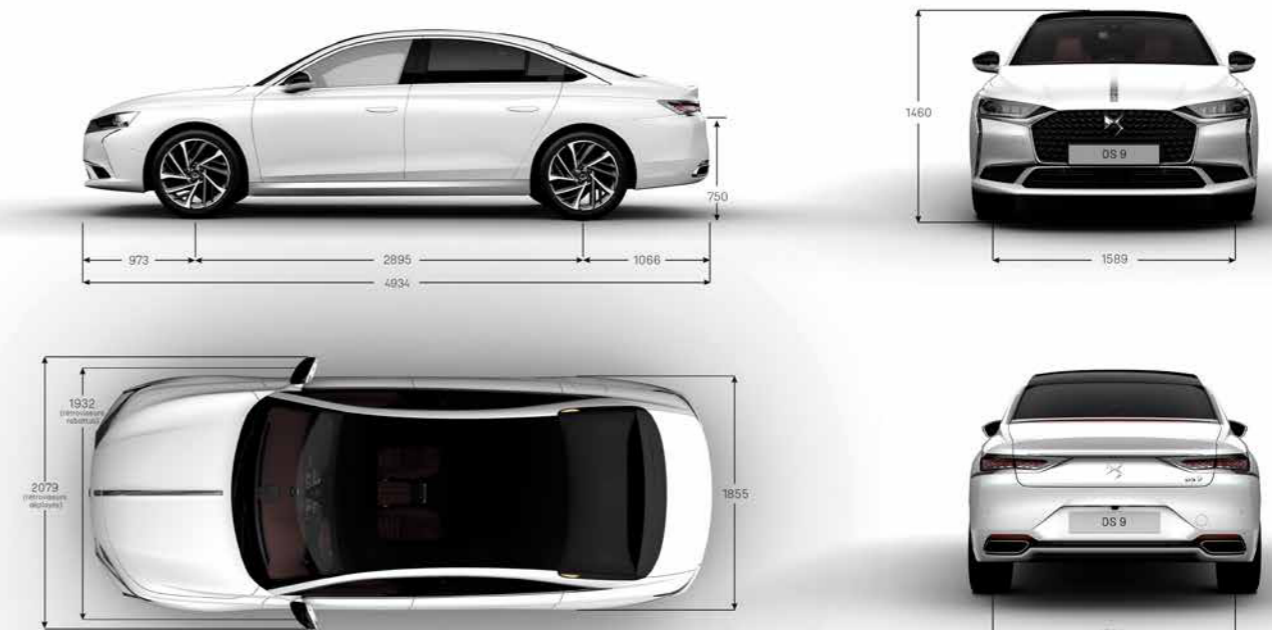
FOLLOW US

TECHNICAL SPECIFICATION

* Driver only
 **Official Government test fuel consumption figures
 ***Please note: the maximum plated weights must not be exceeded

PLUG-IN HYBRID VERSION				
	E-TENSE 250		E-TENSE 4x4 360	
ENGINE				
Capacity (cc)	1598		1598	
Cylinders	4		4	
Maximum power CEE (hp/kW/rpm)	200/147/6000		200/147/6000	
Maximum torque CEE (Nm/rpm)	300/3000		300/3000	
Fuel system	Direct injection turbocharged		Direct injection turbocharged	
Euro status	6		6	
ELECTRIC MOTOR AND BATTERY				
Maximum power ECE (hp/kW)	110/80		110/80 + 113/83	
Maximum torque ECE (Nm)	320		320/166	
Charging Time 0 to 100% (7kW Accelerated charging via Wallbox)	2 hours 25 mins		1 hour 45 mins	
Battery	15.6 kWh Lithium-Ion		11.9 kWh Lithium-Ion	
Battery - number of cells	TBC		88	
Electric Energy Consumption Weighted Combined (Wh/km)	TBC		153	
HYBRID POWERTRAIN PERFORMANCE				
Combined maximum power CEE (hp/kW/rpm)	250/186/6000		360/268/6000	
Maximum torque CEE (Nm)	360		520	
0-62 mph* (seconds)	8.1		5.6	
0-1000m* (seconds)	27.7		25.4	
Maximum speed* (mph)	149		155	
TRANSMISSION				
EAT8 (Efficient Automatic Transmission 8 speed)	•		•	
FUEL CONSUMPTION (WLTP)**				
	Vehicle Low	Vehicle High	Vehicle Low	Vehicle High
Combined (L/100km)	0.9	1.3	1.8	1.8
Combined (mpg)	305.4	218.6	156.5	156.5
Electric mode range combined (miles)	46	41	31	29
CO₂ EMISSIONS (WLTP)				
	Vehicle Low	Vehicle High	Vehicle Low	Vehicle High
CO ₂ EMISSIONS (g/km)	26	27	41	43
WEIGHTS (kg)***				
Kerb Weight (exc. Driver)	1839		1909	
Payload	486		486	
Maximum laden weight (Gross vehicle weight)	2325		2395	
TOWING (kg)				
Max towing weight braked	1300		1230	
Gross train weight	3625		3625	
BRAKES				
	Front: 330x30 mm ventilated discs. Rear: 290x12 mm discs		Front: 380x32 mm ventilated discs. Rear: 290x12 mm discs	
SUSPENSION				
	Front: MacPherson axle with wishbone lower arms, coil springs, piloted telescopic hydraulic shock absorbers and anti-roll bar			
	Rear: Multi-link rear axle, coil springs, telescopic piloted hydraulic shock absorbers and anti-roll bar			
STEERING				
	Variable power assisted steering			
Turning circle between kerbs (m)	11			
Number of turns lock to lock	3			
FUEL TANK CAPACITY LITRES (gallons)				
	42 (9.2)			
WHEELS				
	19 Inch Wheels			
Electric Energy Consumption Weighted Combined (Wh/km)	TBC			
BATTERY WARRANTY				
	8 year 160,000km			

DIMENSIONS



EXTERIOR DIMENSIONS (mm)	
Length	4,934
Width	1855
Width (inc. mirrors folded/unfolded)	1932 (2079)
Height (unladen)	1,460
BOOT VOLUMES	
Seats folded down - up to roof (L)	TBC
Seat up - below parcel shelf (VDA/L)	211/510

*473 litres for versions with electric boot, Focal Hi-Fi or fitted with ventilated rear seats.

32

33

DS 9

DS 9

DS CARE FOR CAR AND DRIVER

*The delivery charge includes all miscellaneous charges, including the supply and fitment of registration plates etc.

COMPREHENSIVE WARRANTY

Every new DS car offers the benefit of a three year¹ warranty package, plus a 12 year anti-perforation² warranty and a three year paint warranty. The E-Tense versions come with 8 years' or 100,000 miles battery warranty, whichever comes first, if the charging capacity of the batteries fall below 70%.

¹ Two years' unlimited mileage manufacturer's warranty. No-fee customer option of one year's Retailer provided warranty, only on cars sourced from DS AUTOMOBILES. Note: Retailer provided warranty is limited to 60,000 miles for cars and 100,000 miles for light commercial vehicles (excluding motorhomes and other converted vehicles).

² Against all internal to external perforation to bodywork or underbody on condition the car undergoes an inspection by a DS franchised Retailer every two years from its fourth anniversary.

DS ASSISTANCE

In response to a free telephone call in the UK, DS Assistance brings rapid expert roadside assistance to you in an emergency. It comes free of charge for three years, from date of vehicle registration, and operates 24 hours a day in all parts of the UK and Europe. Services include nationwide recovery for both car and passengers, a home call service, replacement vehicle, hotel accommodation and vehicle storage if required. You can also purchase additional DS Assistance via your local DS dealer at any time. DS Assistance applies to incidents covered by the new vehicle warranty, and non-vehicle faults, such as running out of fuel or mis-fuelling, instances where keys have been locked inside the vehicle or lost/stolen, road traffic accidents and punctures / wheel changes.

The On the Road MRRP featured includes the following:

Tax Band	CO ₂ (g/km)	First Year			Annual Tax		First Reg Fee	Delivery Charge*	VAT @ 20% on Delivery	Total OTR Costs Petrol	Total OTR Costs Diesel	Total OTR Costs Hybrid
		Petrol Cars	Diesel ³ Cars (RDE2 Compliant)	Alternative Fuel Cars (Hybrid)	Petrol / Diesel	Hybrid						
A	0	£0.00	£0.00	£0.00	£0.00	£0.00	£55.00	£583.33	£116.67	£755.00	£755.00	£755.00
B	1 to 50	£10.00	£10.00	£0.00	£165.00	£155.00	£55.00	£583.33	£116.67	£765.00	£765.00	£755.00
C	51 to 75	£25.00	£25.00	£15.00	£165.00	£155.00	£55.00	£583.33	£116.67	£780.00	£780.00	£770.00
D	76 to 90	£120.00	£120.00	£110.00	£165.00	£155.00	£55.00	£583.33	£116.67	£875.00	£875.00	£865.00
E	91 to 100	£150.00	£150.00	£140.00	£165.00	£155.00	£55.00	£583.33	£116.67	£905.00	£905.00	£895.00
F	101 to 110	£170.00	£170.00	£160.00	£165.00	£155.00	£55.00	£583.33	£116.67	£925.00	£925.00	£915.00
G	111 to 130	£190.00	£190.00	£180.00	£165.00	£155.00	£55.00	£583.33	£116.67	£945.00	£945.00	£935.00
H	131 to 150	£230.00	£230.00	£220.00	£165.00	£155.00	£55.00	£583.33	£116.67	£985.00	£985.00	£975.00
I	151 to 170	£585.00	£585.00	£575.00	£165.00	£155.00	£55.00	£583.33	£116.67	£1,340.00	£1,340.00	£1,330.00
J	171 to 190	£945.00	£945.00	£935.00	£165.00	£155.00	£55.00	£583.33	£116.67	£1,700.00	£1,700.00	£1,690.00
K	191 to 225	£1,420.00	£1,420.00	£1,410.00	£165.00	£155.00	£55.00	£583.33	£116.67	£2,175.00	£2,175.00	£2,165.00
L	226 to 255	£2,015.00	£2,015.00	£2,005.00	£165.00	£155.00	£55.00	£583.33	£116.67	£2,770.00	£2,770.00	£2,760.00
M	Over 255	£2,365.00	£2,365.00	£2,355.00	£165.00	£155.00	£55.00	£583.33	£116.67	£3,120.00	£3,120.00	£3,110.00

TERMS AND CONDITIONS

Every endeavour has been made to ensure that the information, details and descriptions set out in this literature are correct, at the time of going to print. We reserve the right to modify our vehicles price, specification (including colour), equipment, accessories and characteristics or to discontinue any model, without notice, at any time. To avoid any misunderstandings you are advised to check with your Dealer the specification (including colour), equipment accessories and equipment relating to any vehicle and the exact cost and availability prior to ordering.

SEPTEMBER 2022 DESIGNED AND PRODUCED BY WEAREACUITY.COM



BOOK A TEST DRIVE



ORDER ONLINE



FIND A DEALER



FOLLOW US