

1 | 9 | 9 | 4
CHRYSLER
LH

*THE
AMERICAN
LUXURY CAR
IS NOW IN
THE FAST LANE*







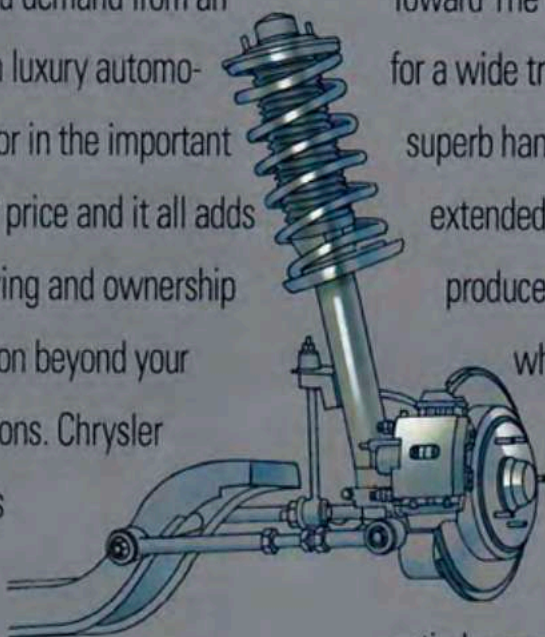
*THE AMERICAN
LUXURY CAR IS NOW
IN THE FAST LANE.*

CHRYSLER LHS

Chrysler has formulated an exciting new equation to meet the requirements of today's personal luxury car drivers: The all-new LHS. It embodies the performance engineering and the level of quality you expect of a prestigious European or Japanese road car—along with the style, ride, room, comfort and safety you demand from an American luxury automobile. Factor in the important aspect of price and it all adds up to driving and ownership satisfaction beyond your expectations. Chrysler engineers created this extraordinary new package by reshaping the architecture of the automobile. The LHS is an unparalleled personal luxury sedan: With it, fresh and vital terminology is introduced into

the lexicon of automotive engineering.

The phrases are elementary: Cab-Forward, and Wheels Toward The Corners. Cab-Forward rakes the windshield, moving its base far forward to expand interior volume, which also aids aerodynamics to a startling degree. Wheels Toward The Corners makes for a wide track, hence superb handling, and an extended wheelbase to produce a between the wheels, "cradle" ride. Something words cannot describe is an entirely new driving experience. The fully independent front and rear suspension is but one reason LHS is so road-worthy. It provides a supple, compliant ride and superb cornering adhesion. The LHS




reflects a Chrysler engineering guideline: M&M — Maximum space for Man, Minimum for Machine. The same aerodynamics, for example, that lowers the hoodline also compresses the overall area of the engine compartment.

Chrysler engineers responded with an all-new engine to fit perfectly, the 3.5-liter, 24-valve OHC V6 that delivers 214 horsepower. A high-output performance engine, it is strong, smooth, responsive, and clean-burning. On the road, it's clear within the first mile that this is a sedan with exceptional ride and handling

quality, one with an impressive interior featuring leather-faced seating that coddles driver and passengers. Interior air management, for example, is sufficient to chill a 1,500-square foot house, but with infinitely greater precision. Preselected temperatures are electronically confirmed once each second, with 23 settings. The new Chrysler LHS. It's the first five-passenger sedan to encapsulate three heretofore mutually exclusive elements: Uncommon interior room and comfort. Superb handling. And style and luxury in the contemporary idiom.

• U.S. content 72 percent, assembled by Chrysler Canada.



ENGINE SPECIFICATIONS

Engine ¹	V6 SMPI OHC 24-Valve
Displacement	3.5-liter (216 CID)
Compression Ratio	10.5:1
Bore and Stroke	3.78" x 3.19"
Fuel System	Dual throttle body sequential multipoint electronic fuel injection
Horsepower	214 @ 5,800 rpm
Torque (lb-ft)	221 @ 2,800 rpm

¹Operates on midgrade fuel.

SELECTED STANDARD EQUIPMENT

Air Bag Supplemental Restraint System*—
Driver-Side: Integral with steering wheel; **Front Passenger-Side:** Located in the instrument panel

Air Conditioning, Automatic Temperature Control—
 With three main outlets in the center of the instrument panel

Alternator—90-ampere

Antenna—Power

Brakes, Antilock—Power-assisted, four-wheel disc; system split diagonally

Cargo Net—Luggage compartment

Child-Protection Rear Door Locks

Clock, Digital—Integral with all radios

Coat Hooks—Rear, two; integral with rear grab handles and courtesy lights

Console, Center—Floor-mounted with integral cup holders, storage bin with folding cover armrest, graphic PRNDL display

Corrosion Protection—Antichip protective coating on lower body panels and hood facing; extensive use of galvanized steel, protective bodyside cladding

Deck Lid Release—Power switch located in glove box

Defroster—Rear window, electric

Demisters—Front door windows

Door Locks—Power

Door Seals—Dual, full perimeter, with third seal on door upper frame

Engine—3.5-liter 24-valve sequential multipoint electronic fuel injection 60-degree OHC V6

Exhaust System—Stainless steel with dual chrome tips

Fascias—Front and rear, body-color (or two-tone) with bright insert. Depending on exterior color. See color availability

Floor Mats—Front and rear, carpeted

Glass, Solar-Control—All windows

Headlights—Automatic, on/off/delay feature†

Heat/A/C Outlets, Rear Seat—Adjustable, located in the back of center console

Illuminated Entry System

Message Center—Graphic displays for low washer fluid, door ajar and deck lid ajar, ABS warning, traction control indicator lights

Mirrors—Exterior: dual power heated, foldaway, body-color

Mirrors—Interior: dual illuminated visor vanity

Mirror—Automatic electrochromic, day/night inside†

Moldings, Exterior—Bodyside cladding, body color (or accent color) with bright insert; belt, black; side window, black; windshield (black) and backlight (body color), flush-mounted; hood and headlight bezels, body color; sill, body color (or accent color). Depending on exterior color. See color availability

Moonroof—Power; with tilt-up and slide-open features, includes sliding sun shade (late availability)

Overhead Console—Includes dual map courtesy/reading lights; compass, outside temperature, travel trip computer

Pockets—Front seatbacks

Radio—Chrysler/Infinity Spatial Imaging™ Cassette Sound System (also available with Integral Compact Disc Player)

Remote Keyless Entry System

Seats—**Front:** leather-faced buckets with eight-way power driver and passenger seats, includes driver-side manually adjustable lumbar support, two-way adjustable head restraints, seatback map pockets; **Rear:** leather-faced contoured bench with center armrest

Security System, Vehicle Theft Alarm†

Speed Control—Electronic

Steering Column—Tilt

Steering—Power-assisted

Steering—Speed-sensitive, variable assist, power†

Suspension, Road Touring—**Front:** includes gas-charged MacPherson struts and stabilizer bar; **Rear:** independent multilink with Chapman struts and stabilizer bar

Tires—P225/60R16 steel-belted radial black sidewall, touring (set of four); conventional spare

Traction Control

Transaxle—Four-speed electronically controlled automatic with lockup torque converter

Wheels—16" "Spiralcast" aluminum, color-keyed (set of four)


Windshield Wipers—Wet arm with speed-sensitive intermittent feature

Windows—Power, with driver-side one-touch-down feature

*Always wear your seat belts.
 †Available fall of 1993. See your dealer for details.

OPTIONAL EQUIPMENT

So completely equipped is the LHS that there are but two options to specify: the Chrysler/Infinity Spatial Imaging™ Sound System with Integral Compact Disc Player, and the Mobile or Portable Cellular Telephones (dealer-installed). Cloth seating and interior trim are also available, but as a delete option.



The Owner's Choice Protection Plan.

Now you have a choice of protection plans to suit your needs. When you purchase a new

1994 Chrysler LHS, you can choose one of two limited warranty plans. See your dealer for details.

EXTERIOR/INTERIOR COLORS

Black Cherry Pearl Coat
 Interior Colors: Quartz, Driftwood

Metallic Red Clear Coat†
 Interior Colors: Quartz, Driftwood, Agate

Light Driftwood Satin Glow†
 Interior Colors: Quartz, Driftwood, Agate

Char Gold Satin Glow†
 Interior Colors: Quartz, Driftwood, Agate

Teal Pearl Coat
 Interior Colors: Quartz, Driftwood, Agate

Sapphire Blue Satin Glow
 Interior Colors: Quartz, Driftwood, Agate, Blue

Emerald Green Pearl Coat†
 Interior Colors: Quartz, Driftwood, Agate

Black Clear Coat
 Interior Colors: Quartz, Driftwood, Agate

Bright White Clear Coat
 Interior Colors: Quartz, Driftwood, Agate, Blue

Bright Platinum Metallic Clear Coat‡
 Interior Colors: Quartz, Driftwood, Agate

‡When ordered in these exterior colors, LHS models have body color fascias and bodyside cladding. For all other exterior colors, LHS models have accent color (Dark Quartz) fascias and bodyside cladding.
 †Available fall of 1993.



Advantage: Chrysler
 A DIVISION OF THE CHRYSLER CORPORATION



1-800-4-A-CHRYSLER FOR MORE INFORMATION