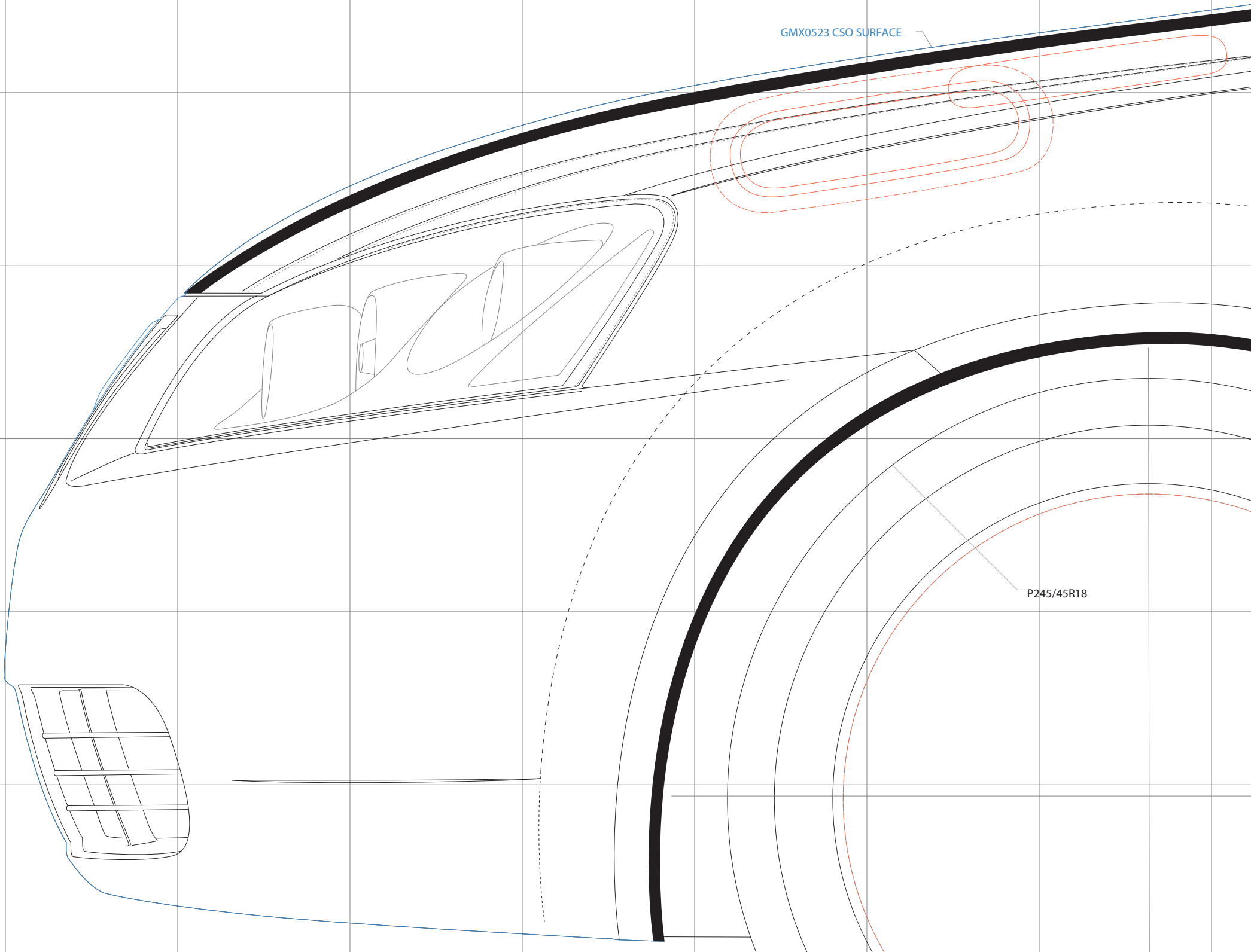


2006 PONTIAC **G6**





GMX0523 CSO SURFACE

P245/45R18

**G6** is more than a new Pontiac. It is a new way of thinking. Innovation by innovation, and detail by detail, G6 reshaped old standards to create a new and more personal definition of performance for the 21st century. Its design is taut and contemporary, shaped to outlast fickle twists of style. Its responses are crisp and immediate, but always instinctive and composed. Its functional systems are technically advanced, tuned to feel solid and rewarding at first drive. A machine that makes the refinement formerly exclusive to expensive imports accessible to an entirely new group of driving enthusiasts.

06

An exclamation point to a powerful idea.

More assertive. More powerful. More advanced. The 2006 Pontiac G6 GTP is more of everything the concept is meant to be. This year, the evolution continues with the heartbreaking style of a new Sport Coupe and the new high-performance GTP series. Rest assured, the attraction is mutual.



G6 GTP COUPE SHOWN IN ELECTRIC BLUE METALLIC. GTP SEDAN SHOWN IN LIQUID SILVER METALLIC.  
Some photos shown in this catalog contain optional equipment.

## The element of surprise.

To be overtaken by something new is a rare event. This is one of them. Introducing the first-ever G6 GTP Sport Coupe, the latest in a line of emotionally compelling Pontiac coupes. Every line draws you in closer, flowing from one perfect arc to the next. This organic shape flexes over standard flangeless forged 18" alloy five-spoke wheels, set flush to the body sides for an unmistakably powerful presence. The performance is as athletic as its style, with a 240-horsepower 3.9L V6, an interactive, electronically controlled automatic or available 6-speed manual, and the StabiliTrak Sport stability control system. Yet its intentions remain discreet, with simple chrome accents and dual chrome exhaust tips as pleasing to the eyes as they are to the ears.





## Drawn to the edge of possibility.

A four-door in function; a sports car in practice. That's the G6 GTP Sport Sedan. Stretched over a 112" wheel-base, G6 features the fluid shapes and dramatic angles usually found only in sport coupes. While its interior dimensions give it impeccable credentials for a sedan, its attitude is far from sedate. Proven in the punishing world of Europe's fastest and most challenging roads, its underbody structure resists road inputs with the grace of machines costing several times more. This in turn creates a more balanced platform for the fully independent sport suspension, yielding polished, predictable responses, even when the road has other intentions.

The first four-door to own the sky.



Nowhere is the G6's refusal to compromise enjoyment for function clearer than with the available Panoramic Roof. The first and only four-panel sliding glass roof in its class, or on the North American continent, its innovative design holds multiple international patents. Significantly larger than

a conventional sunroof, one touch of the switch gives the G6 sedan the feel of open-air freedom. Tinted for comfort and tempered for safety, the scrolling sunshade and four glass panels retract sequentially in a matter of seconds. So you can share the road, and still keep the sky to yourself.





All its seating is preferred.


Every touch point in the G6 is designed to stimulate your senses. The wraparound cockpit and performance seating give the driver the intimate feel of a sports car, while the long wheelbase and gently reclined rear seating help to provide exceptional passenger comfort.

SHOWN WITH AVAILABLE TAUPE LEATHER-APPOINTED SEATS.  
Three-spoke steering wheel available starting May 2005.



## The driving environment that repays your attention.

Take your seat and the G6 willingly conforms. With a tilt/telescope wheel, adjustable lumbar supports, the optional six-way power driver's seat, and optional power adjustable pedals, the number of potential driving positions is virtually infinite. Under way, G6's refinement is obvious. From the texture of the fabrics and optional leather appointments to the weave of the headliner, every shape is perfected and every surface is tailored to enrich your driving experience. Controls and switches work in precise harmony. Even the sounds are tuned, with advanced insulation strategically placed to minimize unwanted feedback. All the better to enjoy the optional XM Satellite Radio\* and 200-watt, eight-speaker AM/FM/CD Monsoon® audio system. XM lets you hit the road without hitting any commercials, featuring 67 channels of 100% commercial-free music included in its over 150 channels of the best in music, news, sports, talk, comedy, XM Instant Traffic & Weather, and more. As if you needed any more reasons to get in and keep driving.



## Larger. Smarter. Faster. Pick three.

Selecting the ideal powertrain for the G6 is easy. Just drive one. New for 2006 is a 240-horsepower 3.9L V6 with sequential fuel injection, standard and only available in the G6 GTP. Proving the adage "there's no replacement for displacement," its specialty is a wide power band, thanks to an advanced variable intake system. Around town, incoming air is routed through a tract tuned for maximum economy and responsiveness. Put your foot down, and a second, larger intake tract opens, while the intake valve timing is changed to an aggressive high-performance profile for a very habit-forming surge of acceleration. This two-for-one technology lets the 3.9L provide 85% of its 240 lb-ft of torque from 1600 rpm to 6000 rpm, and the kick to accelerate from 0 to 60 in 6.6 seconds. GT models feature the 201-horsepower 3.5L V6 and more standard power than Audi A4 or BMW 323i. Also new this year in the G6 is a highly refined 167-horsepower 2.4L Ecotec 16V engine. Its rating of 162 lb-ft of torque is greater than any engine of its power in the class,\* for responses that feel anything but standard.

<b>ENGINE</b>	<b>HP @ RPM</b>	<b>TORQUE @ RPM</b>
3.9L V6 Std. GTP	240 @ 6000	241 @ 2800
3.5L V6 Std. GT; Opt. G6 Sedan	201 @ 5600	223 @ 3200
2.4L L4 16V Std. G6 Sedan	167 @ 6300	162 @ 4500

\*All class claims based on J.D. Power and Associates 2005 Entry Midsize Car class and latest information available at the time of printing.



For once, transmissions that engage the driver.

There is a difference between riding in a car and truly controlling it. The G6 has a choice of transmissions that define the difference. Standard in both the GT and GTP is an electronic automatic with driver-interactive manual shift mode. On the way to work, it is precise and responsive, automatically adapting to your driving style. On the way home, it is a driver-selectable manual, with tap-up/down shifting that lets you click through the gears with a flick of the wrist. The new 6-speed manual available in the GTP has ratios chosen to extract maximum performance from the engine and maximum enjoyment for the driver. If you've never driven a manual before, one test drive will make you wonder why you waited so long.



## Responds at the speed of thought.

G6 suspension and braking systems are designed to keep you ahead of the curves. Even its basic design is oriented to handling and control, using the inherent stability of a wide track and long wheelbase to the driver's advantage. Generously sized four-wheel disc brakes with ABS are standard on GT and GTP, with front rotors vented to resist fade. The suspension is fully independent, with direct-acting stabilizer bars that control body roll and keep each wheel squarely in contact with the road. Ride motion is managed by the G6's robust structure. Built with integral reinforcing brackets and a large magnesium cross beam, G6 resists road-induced bending and twisting as stoically as some of the finest performance machines from abroad. Which makes it right at home on the most challenging roads you can find.

It is impossible to overrate control.

One of the most important things a car can do is help the driver handle demanding situations with added confidence. That is why every G6 model has safety technologies to help the driver instinctively respond to the challenges of the road. The Electronic Traction System (ETS) is standard on G6. It electronically compares vehicle speed to wheel speed, and if it senses a loss of traction, reduces power to restore

grip. In the GT, the Traction Control System (TCS) is standard, adding braking assist for more control. New this year on GTP is StabiliTrak, one of the world's most advanced vehicle dynamic control systems. It constantly measures vehicle forces, and if it senses an impending loss of control, selectively manipulates braking and accelerator inputs to help you—and your G6—maintain composure.





## Travel with your own security detail.

For the rare situation when events are beyond control, G6 is layered with multiple safety systems. It has a robust steel safety cage body structure, with side protection beams, special welded reinforcements, and a stout magnesium cross-bar for exceptional rigidity. Front and rear crush zones are engineered to evenly disperse impact energy, while the hydroformed steel lower engine cradle surrounds the powertrain to minimize passenger compartment intrusion. Safety belt pretensioners and driver/passenger air bags\* with smart deployment suppression are standard in all models; upper and lower side air bag restraints, the roof rail air bag, and seat-mounted side air bag to protect the head and upper body are optional.

GT and GTP models offer one-year of OnStar® Safe and Sound<sup>SM</sup> service. OnStar is a fully integrated in-vehicle system offering an unparalleled combination of safety, security, and convenience features, plus unlimited access to highly trained OnStar Advisors. OnStar also provides access to the added convenience of built-in, Hands-Free Voice-Activated calling.\*\* Your dealer has all the information about subscription plans, services, and prices, or click on [onstar.com](http://onstar.com).

\*Always use safety belts and proper child restraints, even with air bags. Children are safer when properly secured in a rear seat. See the Owner's Manual for more safety information.

\*\*Prepaid calling charges apply. Available in most markets. OnStar voice recognition system may not work with all voices. See back of the catalog and go to [onstar.com](http://onstar.com) for more information.



## The future is unfolding before you.

There was a time when convertibles lived at the mercy of the weatherman. This was before the first-ever G6 Convertible. Coming in early 2006, it is the first in its class with a fully automatic retractable steel hardtop, and one of the few outside of premium ultra-luxury roadsters. With the flip of a switch, its stunning steel roof folds away to reveal a sleek four-seat roadster. And just as quickly, it banishes the old convertible compromises to history. Click on [pontiac.com](http://pontiac.com) to receive regular updates and information.



**EXTERIOR COLORS**




67 Liquid Silver Metallic

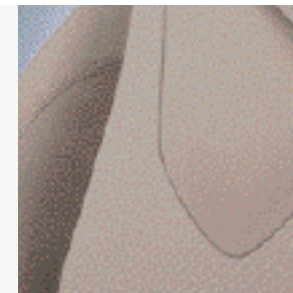
56 Fusion Orange (only available on GT)

27 Crimson Red


**INTERIORS  
G6 6-CYLINDER**



Link Cloth—Ebony



Link Cloth—Taupe



Impression Cloth—Ebony



Impression Cloth—Taupe



46 Stealth Gray Metallic (only available on GT)

91 Electric Blue Metallic (only available on GT and GTP)

63 Sedona Beige Metallic (not available on GT or GTP)

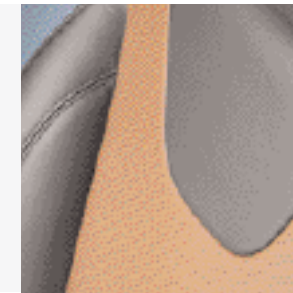
**GT  
LEATHER-APPOINTED SEATS**



Ebony



Taupe



Morocco



41 Black

59 Granite Metallic

40 Ivory White

38 Emerald Green Metallic

**GTP  
LEATHER-APPOINTED SEATS**



Ebony



Taupe



Morocco

## G6 COUPE EQUIPMENT AND OPTIONS

INTERIOR	GT	GTP
Air bags, dual-stage, frontal, driver and right front passenger	S <sup>1</sup>	S <sup>1</sup>
Air bags, side roof rail and side-impact, front	A <sup>1</sup>	A <sup>1</sup>
Air conditioning, front manual	S	–
Air conditioning, front automatic, electronic	–	S
Cargo net	S	S
Console, front center floor, includes floor shifter, integral armrest, lighted shift indicator, park brake, and storage compartment	S	S
Cruise control, electronic with set and resume speed	S	S
Defogger, rear-window, electric	S	S
Door locks, power programmable, includes lockout protection and delayed locking	S	S
Floor mats, carpeted, front and rear	S	S
Instrumentation, analog, includes speedometer, temperature, fuel, tachometer, and trip odometer	S	S
Keyless entry, remote, includes illuminated entry	S	S
LATCH system for child safety seats	S	S
Lighting, interior, includes illuminated entry and theater dimming	S	S
Map pocket, seatback, driver and front passenger side	S	S
Mirror, inside rearview, manual day/night	S	S
<b>OnStar</b> 1-year Safe & Sound Service, includes automatic notification of air bag deployment, emergency services, roadside assistance, stolen vehicle tracking, Accident Assist, remote door unlock, remote diagnostics, online concierge, and remote horn and lights. Drivers can also opt for other available OnStar services. See back page and visit onstar.com or call 1-888-4ONSTAR (1-888-466-7827) for system limitations and details. Includes front center-mounted roof antenna.	A	A
Pedals, power adjustable gas and brake pedals (not available with 6-speed manual transmission)	A	S
<b>Premium Value Package</b> includes 17" Chrome Tech (PFE) wheels, power sunroof, ETR AM/FM stereo with 6-disc in-dash CD changer, and OnStar with 1-year Safe & Sound Service (GTP Premium Value Package includes 18" alloy (NW2) wheels)	A	A
Remote vehicle starter system, included in key fob (not available with 6-speed manual)	A	A
Seat adjuster, 4-way driver with power height adjustment and ratcheting lumbar	S	–
Seats, rear 60/40 split-folding; front 45/45 bucket reclining	S	S
Seats, leather-appointed front bucket seats, includes driver and front passenger heated seats; driver's power 6-way seat adjuster; leather-wrapped steering wheel rim, shift knob, and brake handle; and steering-wheel-mounted radio controls. Available in Ebony, Morocco, or Taupe interior trim.	A	–
Seats, GTP-embossed front and rear leather-appointed with two-tone leather inserts, includes driver's power 6-way seat adjuster; leather-wrapped steering wheel rim, shift knob, and brake handle; and steering-wheel-mounted radio controls. Available in Ebony, Morocco, or Taupe interior trim.	–	A
Sound system (UN0), ETR AM/FM stereo with CD player, includes Radio Data System, seek-and-scan, speed-compensated volume, TheftLock, equalizer, and Driver Information Center	S	S
Sound system (UC6), ETR AM/FM stereo with in-dash 6-disc CD changer, includes Radio Data System, seek-and-scan, digital clock, auto-tone control, TheftLock, graphic equalizer, and Driver Information Center	A	A
Sound system feature, 6 speakers	S	–
Sound system feature, Monsoon 8-speaker 200-watt high-performance, includes high-mounted tweeters and subwoofer	S	S
<b>XM Satellite Radio</b> is over 150 channels of digital-quality sound that goes everywhere you go, coast to coast. Displays song title, artist, and entertainment genre. Requires UN0 or UC6 sound systems. Includes rear center-mounted roof antenna. Service fees apply. Available in the 48 contiguous United States. Visit gm.xmradio.com.	A	A

INTERIOR (continued)	GT	GTP
Steering column, 3-spoke, tilt/telescoping	S	S
Sunroof, power, tilt-sliding, includes sunshade	A	A
Theft-deterrent system, PASSLock	S	S
Trunk release, power	S	S
Visors, illuminated vanity mirrors, driver and front passenger	S	S
Windows, power, includes driver express-down and door glass indexing	S	S
EXTERIOR		
Daytime running lamps	S	S
Exhaust outlet, with chrome tip	S	–
Exhaust outlets, with dual chrome tips	–	S
Fog lamps, front, projector beam, integral in fascia	S	S
Glass, Solar-Ray light tinted, heat rejecting	S	S
Headlamps, reflective optic halogen, includes automatic exterior lamp control and 20-second delay off feature	S	S
License plate bracket, front	A	A
Mirrors, breakaway outside rearview, power, satin Black finish	S	S
Moldings, bodyside, body-color	S	S
Tires, P225/50R17, touring, blackwall	S	–
Tires, P225/50R18, touring, blackwall	–	S
Tires, P225/50R18, summer-only, performance, blackwall (requires NW2 wheels)	–	A
Wheels (PFF), 17" cast aluminum, painted	S	–
Wheels (PFE), 17" cast aluminum Chrome Tech, 5-spoke	A	–
Wheels (NW5), 18" aluminum, painted, 5-spoke, flangeless	–	S
Wheels (NW2), 18" alloy, ultra-bright, 5-spoke, flangeless	–	A
Wipers, intermittent, front, controlled-cycle	S	S
MECHANICAL		
Axle, 3.29 ratio	S	–
Axle, 3.55 ratio (included and only available with 6-speed manual transmission)	–	S
Axle, 3.69 ratio	–	A
Brakes, 4-wheel anti-lock, 4-wheel disc, includes Traction Control System	S	S
Engine block heater	A	A
Engine, 3.5L 3500 V6 SFI (201 hp @ 5600 rpm, 222 lb-ft @ 3200 rpm)	S	–
Engine, 3.9L 3900 V6 SFI (240 hp @ 6000 rpm), 245 lb-ft @ 2800 rpm)	–	S
StabiliTrak, Dynamic Control System, driver controlled	–	S
Steering, electric power steering	S	–
Steering, hydraulic power steering	–	S
Suspension, Sport, with direct acting front stabilizer bar and enhanced steering rack bushing, and thicker rear stabilizer bar	S	S
Traction control, Traction Control System, Full Function	S	–
Transmission (M15), 4-speed automatic, electronically controlled with overdrive, includes manual shift mode	–	S
Transmission (MN5), 4-speed automatic, electronically controlled with overdrive, includes manual shift mode	S	–
Transmission, 6-speed manual (includes 3.55 axle ratio)	–	A

S - STANDARD A - AVAILABLE

<sup>1</sup> Note about child safety: Always use safety belts and proper child restraints, even with air bags. Children are safer when properly secured in a rear seat. See the Owner's Manual for more safety information.

## G6 SEDAN EQUIPMENT AND OPTIONS

INTERIOR Standard Engine	G6 2.4L	G6 3.5L	GT 3.5L	GTP 3.9L
Air bags, dual-stage, frontal, driver and right front passenger	S <sup>1</sup>	S <sup>1</sup>	S <sup>1</sup>	S <sup>1</sup>
Air bags, side roof rail and side-impact, front	A <sup>1</sup>	A <sup>1</sup>	A <sup>1</sup>	A <sup>1</sup>
Air conditioning, front manual	S	S	S	–
Air conditioning, front automatic, electronic	–	–	–	S
Cargo net	A <sup>2</sup>	A <sup>2</sup>	S	S
Console, front center floor includes floor shifter, integral armrest, lighted shift indicator, park brake, and storage compartment	S	S	S	S
Cruise control, electronic with set and resume speed	A <sup>3</sup>	S	S	S
Defogger, rear-window, electric	S	S	S	S
Door locks, power programmable, includes lockout protection and delayed locking	S	S	S	S
Floor mats, carpeted, front and rear	A <sup>2</sup>	A <sup>2</sup>	S	S
Instrumentation, analog, includes speedometer, temperature, fuel, tachometer, and trip odometer	S	S	S	S
Keyless entry, remote, includes illuminated entry	A <sup>4</sup>	S	S	S
LATCH system, for child safety seats	S	S	S	S
Lighting, interior, includes illuminated entry and theater dimming	S	S	S	S
Map pocket, seatback, driver and front passenger side	A <sup>2</sup>	A <sup>2</sup>	S	S
Mirror, inside rearview, manual day/night	S	S	S	S
<b>OnStar</b> 1-year Safe & Sound Service, includes automatic notification of air bag deployment, emergency services, roadside assistance, stolen vehicle tracking, Accident Assist, remote door unlock, remote diagnostics, online concierge, and remote horn and lights. Drivers can also opt for other available OnStar services. See back page and visit onstar.com or call 1-888-4ONSTAR (1-888-466-7827) for system limitations and details. Includes front center-mounted roof antenna.	–	–	A	A
Pedals, power adjustable gas and brake pedals (not available with 6-speed manual transmission on GTP model)	A <sup>2</sup>	A <sup>2</sup>	A	S
<b>Premium Value Package</b> includes 16" cast aluminum (PF9) wheels, power sunroof, ETR AM/FM stereo with 6-disc in-dash CD changer	A	A <sup>4</sup>	–	–
<b>Premium Value Package</b> includes 17" cast aluminum Chrome Tech (PFE) wheels, power sunroof, ETR AM/FM stereo with 6-disc in-dash CD changer and OnStar with 1-year Safe & Sound Service. Sunroof upgradeable to Panoramic Roof. (GTP includes 18" alloy ultra-bright, 5-spoke, flangeless wheels.)	–	–	A	A
Remote vehicle starter system, included in key fob	A <sup>5</sup>	A	A	A <sup>6</sup>
Seat adjuster, 4-way driver with power height adjustment and ratcheting lumbar (not available with leather interior trim)	A <sup>2</sup>	A <sup>2</sup>	S	–
Seats, rear 60/40 split-folding; front 45/45 bucket reclining	S	S	S	S
Seats, leather-appointed front bucket seats, includes driver and front passenger heated seats, driver's power 6-way seat adjuster, leather-wrapped steering wheel rim, shift knob and brake handle and steering-wheel-mounted radio controls. Available in Ebony, Morocco, or Taupe interior trim.	–	–	A	–
Seats, GTP-embossed front and rear leather-appointed with two-tone leather inserts, includes driver's power 6-way seat adjuster, leather-wrapped steering wheel rim, shift knob and brake handle and steering-wheel-mounted radio controls. Available in Ebony, Morocco, or Taupe interior trim.	–	–	–	A
Sound system (U1C), ETR AM/FM stereo with CD player, seek-and-scan, digital clock and Driver Information Center	S	S	–	–
Sound system (UN0), ETR AM/FM stereo with CD player, Radio Data System, seek-and-scan, speed-compensated volume, TheftLock, and Driver Information Center	–	A <sup>2</sup>	S	S

INTERIOR (continued) Standard Engine	G6 2.4L	G6 3.5L	GT 3.5L	GTP 3.9L
Sound system (UC6), ETR AM/FM stereo with in-dash 6-disc CD changer, includes Radio Data System, seek-and-scan, digital clock, auto-tone control, TheftLock, graphic equalizer, and Driver Information Center	A	A	A	A
Sound system feature, 6 speakers	S	S		
Sound system feature, Monsoon 8-speaker 200-watt high-performance, includes high-mounted tweeters and subwoofer	–	–	S	S
<b>XM Satellite Radio</b> is over 150 channels of digital-quality sound that goes everywhere you go, coast to coast. Displays song title, artist, and entertainment genre. Includes rear center-mounted roof antenna. Service fees apply. Available in the 48 contiguous United States. Visit gm.xmradio.com.	–	A <sup>8</sup>	A	S
Steering column, tilt/telescoping	S	S	S	S
Sunroof, power, tilt-sliding, includes sunshade. Not available with Panoramic Roof.	A	A	A	A
Panoramic Roof, 4-panel glass power retractable, multi-position with electric sunshade	–	A	A	A
Theft-deterrent system, PASSLock	S	S	S	S
Trunk release, power	S	S	S	S
Visors, vanity mirrors, driver and front passenger (illuminated on GT & GTP)	S	S	S	S
Windows, power, includes driver express-down and door glass indexing	S	S	S	S
EXTERIOR				
Daytime running lamps	S	S	S	S
Exhaust, stainless steel	S	S	–	–
Exhaust outlet, with chrome tip	–	–	S	–
Exhaust outlets, with dual chrome tips	–	–	–	S
Fog lamps, front, projector beam, integral in fascia	–	S	S	S
Glass, Solar-Ray light tinted, heat rejecting	S	S	S	S
Headlamps, reflective optic halogen, includes automatic exterior lamp control and 20-second delay off feature	S	S	S	S
License plate bracket, front	A	A	A	A
Mirrors, breakaway outside rearview, power, satin Black finish	S	S	S	S
Moldings, bodyside, body-color	S	S	S	S
Spoiler, rear	A	A	S	S
Tires, P215/60R16, touring, blackwall	S	S	–	–
Tires, P225/50R17, touring, blackwall	–	–	S	–
Tires, P225/50R18, touring, blackwall	–	–	–	S
Tires, P225/50R18, summer only, performance, blackwall (requires NW2 Wheels)	–	–	–	A
Wheels (QC1), 16" steel wheel covers	S	S	–	–
Wheels (PF9), 16" cast aluminum, painted	A	A	–	–
Wheels (PFF), 17" cast aluminum, painted	–	–	S	–
Wheels (PFE), 17" cast aluminum Chrome Tech	–	–	A	–
Wheels (NW5), 18" aluminum, painted, 5-spoke, flangeless	–	–	–	S
Wheels (NW2), 18" alloy, ultra-bright, 5-spoke, flangeless	–	–	–	A
Wipers, intermittent, front, controlled-cycle	S	S	S	S

S - STANDARD A - AVAILABLE

<sup>1</sup> Note about child safety: Always use safety belts and proper child restraints, even with air bags. Children are safer when properly secured in a rear seat. See the Owner's Manual for more safety information.

<sup>2</sup> Included and only available with Convenience Package or Driver's Package.

<sup>3</sup> Included and only available with Cruise Control & Remote Keyless Entry Package.

<sup>4</sup> Not available with Driver's Package. Sunroof upgradeable to Panoramic Roof.

<sup>5</sup> Requires Remote Keyless Entry.

<sup>6</sup> Not available with 6-speed manual transmission.

<sup>7</sup> Requires XM Satellite Radio.

<sup>8</sup> Requires UN0 sound system.


**G6 SEDAN EQUIPMENT AND OPTIONS (continued)**

MECHANICAL Standard Engine	G6	G6	GT	GTP
	2.4L	3.5L	3.5L	3.9L
Axle, 3.91 ratio	S	-	-	-
Axle, 3.05 ratio	-	S	-	-
Axle, 3.29 ratio	-	-	S	-
Axle, 3.55 ratio (manual)	-	-	-	A
Axle, 3.69 ratio	-	-	-	S
Brakes, 4-wheel disc	S	-	-	-
Brakes, 4-wheel disc, includes larger front rotors	-	S	-	-
Brakes, 4-wheel anti-lock, 4-wheel disc, includes Enhanced Traction System	A	A	-	-
Brakes, 4-wheel anti-lock, 4-wheel disc, includes Traction Control System	-	-	S	S
Engine block heater	A	A	A	A
Engine (LE5), 2.4L, 4-cylinder (167 hp @ 6300 rpm, 162 lb-ft @ 4500 rpm)	S	-	-	-
Engine (LX9), 3.5L, V6 (201 hp @ 5600 rpm, 222 lb-ft @ 3200 rpm)	-	S	S	-
Engine (LZ9), 3.9L, V6 (240 hp @ 6000 rpm, 241 lb-ft @ 2800 rpm)	-	-	-	S
StabiliTrak, Dynamic Control System, driver controlled	-	-	-	S
Steering, electric power steering	S	S	S	-
Steering, hydraulic power steering	-	-	-	S
Suspension, touring	S	S	-	-
Suspension, Sport, with direct acting front stabilizer bar, enhanced steering rack bushing, and thicker rear stabilizer bar	-	-	S	S
Traction control, Traction Control System, Full Function	-	-	S	-
Transmission (M15), 4-speed automatic, electronically controlled with overdrive, includes manual shift mode	-	-	-	S
Transmission (MN5), 4-speed automatic, electronically controlled with overdrive (includes manual shift mode on GT model)	S	S	S	-
Transmission, 6-speed manual, includes 3.55 rear axle ratio	-	-	-	A

DIMENSIONS (inches) & CAPACITIES	SEDAN	COUPE
Wheelbase	112.3	112.3
Overall length	189.0	189.1
Body width	70.6	70.4
Overall height	57.1	56.4
Track width, front/rear	59.6/60.0	59.8/60.4
Head room, front/rear	39.0/36.5	38.9/36.3
Shoulder room, front/rear	55.4/55.4	54.2/51.1
Hip room, front /rear	52.7/51.9	52.6/49.9
Leg room, front/rear	42.2/37.6	42.2/35.8
Curb weight (lbs.)	3,240 (6-cyl.)	3,415 (GT)
Cargo volume (cubic feet)	14.0	12.0
Fuel capacity (gallons) (approx.)	16	16
Seating capacity (front/rear)	2/3	2/3

EPA ESTIMATED FUEL ECONOMY		
ENGINE	MODEL	CITY/HWY
2.4L (LE5)	G6	23/32
3.5L (LX9)	G6	22/32
3.5L (LX9)	G6 GT	21/29
3.9L (LZ9)	GTP - automatic	18/24
3.9L (LZ9)	GTP - manual	18/26


S - STANDARD A - AVAILABLE



Wind deflector



Rear deck spoiler



Heavyweight floor mats



Chrome exhaust tip



Chrome 17" alloy wheels



Splash guards

## Genuine GM Accessories.

Your Pontiac dealer has the extras that make G6 even more responsive to your tastes. For the record, they are the only accessories tested and verified to meet original equipment standards for performance, appearance, and safety. More are being added monthly. Check [pontiacaccessories.com](http://pontiacaccessories.com) for the latest information and availability.



1. (QC1) 17" STEEL WITH BOLT-ON WHEEL COVERS
2. (PFE) 17" CAST ALUMINUM, CHROME TECH, FIVE-SPOKE
3. (PF9) 16" CAST ALUMINUM, PAINTED, MULTI-SPOKE
4. (PFF) 17" CAST ALUMINUM, PAINTED, FIVE-SPOKE
5. (NW2) 18" ALLOY, ULTRA-BRIGHT, FIVE-SPOKE, FLANGELESS
6. (NWS) 18" ALUMINUM, PAINTED, FIVE-SPOKE, FLANGELESS

**IMPORTANT WORDS ABOUT THE CATALOG** We have tried to make this catalog comprehensive and factual. We reserve the right, however, to make changes at any time, without notice, in prices, colors, materials, equipment, specifications, models, and availability. Specifications, dimensions, measurements, ratings, and other numbers in this catalog and other printed materials provided at the dealership or affixed to vehicles are approximates based upon design and engineering drawings and prototypes and laboratory tests. Your vehicle may differ due to variations in manufacture and equipment. Since some information may have been updated since the time of printing (April 2005), please check with your Pontiac dealer for complete details. Pontiac reserves the right to lengthen or shorten the model year for any product for any reason, or to start and end model years at different times.

**NEW-VEHICLE LIMITED WARRANTY** This warranty is for GM vehicles registered in the U.S.A. See your Pontiac dealer for terms and conditions.

Covered for three years/36,000 miles, whichever comes first:

- The complete vehicle
- Tires
- Towing to your nearest Pontiac dealership
- Cosmetic corrosion resulting from defects
- Repairs made to correct any vehicle defect
- No charge for most warranty repairs

Covered for six years/100,000 miles, whichever comes first:

- Rust-through corrosion

**CORROSION PROTECTION** Pontiac vehicles are designed and built to resist corrosion. All body and sheet metal components are warranted against rust-through corrosion for six years or 100,000 miles, whichever comes first. Application of additional rust-inhibiting materials is not required under the corrosion coverage and none is recommended. See your Pontiac dealer for terms of this limited warranty.

**AN IMPORTANT NOTE ABOUT ALTERATIONS AND WARRANTIES** Installations or alterations to the original equipment vehicle (or chassis) as distributed by General Motors are not covered by the General Motors New-Vehicle Limited Warranty. The special body company, assembler, equipment installer, or upfitter is solely responsible for warranties on the body or equipment and any alterations (or any effect of the alterations) to any of the parts, components, systems, or assemblies installed by GM. General Motors is not responsible for the safety or quality of design features, materials, or workmanship of any alterations by such suppliers.

**UPDATED SERVICE INFORMATION** Pontiac dealers receive useful service bulletins about Pontiac products. You may purchase them from Helm Incorporated by calling 1-800-551-4123 or by visiting [www.helminc.com](http://www.helminc.com).

**ENGINES** Pontiac products are equipped with engines produced by GM Powertrain or other suppliers to GM worldwide. The engines in Pontiac products may also be used in other GM makes and models.

**ASSEMBLY** Pontiac vehicles and their components are assembled or produced by different operating units of General Motors, its subsidiaries, or suppliers to GM worldwide. We sometimes find it necessary to produce Pontiac vehicles with different or differently sourced components than originally scheduled. Since some options may be unavailable when your vehicle is assembled, we suggest that you verify that your vehicle includes the equipment you ordered or, if there are changes, that they are acceptable to you.

**ONSTAR** OnStar services require vehicle electrical system and wireless service to be available and operating for features to function properly. OnStar relies on existing emergency service providers as well as wireless and satellite technologies and is subject to their limitations. The U.S. Federal Communications Commission (FCC) ruled that wireless carriers will no longer be required to support the analog wireless network after February 16, 2008. As of January 1, 2008, OnStar plans to offer service only through equipment that operates on the digital network, which may require the purchase of a system upgrade. Call 1-888-4ONSTAR (1-888-466-7827), see your OnStar Owner's Guide, or visit [onstar.com](http://onstar.com) for system information and details.

**A NOTE ABOUT CHILD SAFETY** Always use safety belts and proper child restraints, even in vehicles equipped with air bags. Children are safer when properly secured in a rear seat. Never place a rear-facing infant restraint in the front seat of any vehicle equipped with an active air bag. See your vehicle Owner's Manual and child safety seat instructions for more information. Pontiac supports the National SAFE KIDS Campaign, a grassroots program dedicated to reducing unintentional childhood injuries.

**ENHANCE YOUR OWNERSHIP EXPERIENCE** The Owner Center at My GMLink is a free online service that helps you make the most of your vehicle ownership.

- Sign up for e-mail reminders about service visits
  - Keep an online history of services performed
  - Read your Owner's Manual, warranty, and more online
  - Receive only the recall notices that apply to your vehicle
  - Watch do-it-yourself videos and much more
- Register today at [www.mygmlink.com](http://www.mygmlink.com).

For more information on G6, visit [pontiac.com](http://pontiac.com) or call the Pontiac Customer Assistance Center at 1-800-2 PONTIAC.

GM, the GM Logo, Pontiac, the Pontiac Logo, OnStar, the OnStar Emblem, and the slogans, emblems, vehicle model names, vehicle body designs, and other marks appearing in this catalog are the trademarks and/or service marks of General Motors Corporation, its subsidiaries, affiliates, or licensors. ©2005 GENERAL MOTORS CORPORATION. ALL RIGHTS RESERVED. LITHO IN U.S.A., APRIL 2005.





**PONTIAC**

**[pontiac.com](http://pontiac.com)**