

Pontiac... a car company
known for innovative styling
and engineering that results
in products with excellent
performance and roadability.

performance and roadability
in products with excellent
and engineering that results
known for innovative styling
Pontiac... a car company





Since the first horseless carriage sputtered crudely about the countryside, Americans have found the lure of the open road irresistible. Suddenly, our endless horizons were reachable, and the idea of mobility became an exciting new dimension in personal freedom.

Through the years, road machines have left a permanent mark on the American scene. Of course, flamboyant sports cars garnered much of the attention. But for many, luxurious and powerful American sedans represented the true zenith of our automotive love affair.

To no one's surprise, Pontiac contributed many of the great cars and much of the magic. From the days of the majestic "Wide-Track" Bonnevilles, to the thundering era of the Grand Am, Pontiac earned a reputation for exciting and innovative performance sedans.

Today this tradition continues. Using the advantages of modern technology, Pontiac has created the definitive American sedan for the '80s. Introducing the 1983 Pontiac 6000 Special Touring Edition: not only the most technically advanced Pontiac ever built, but the new

heir to the luxury performance throne. **IMPORTANT: A WORD ABOUT THIS CATALOG.** We have tried to make this catalog as comprehensive and factual as possible. Since the time of printing, however, some of the information may have been updated. Some of the equipment shown or

described is available at extra cost. Before ordering, you should be brought up to date. Pontiac Motor Division reserves the right to make changes at any time, without notice, in prices, colors, materials, equipment, specifications and models. Check with your Pontiac dealer for complete information.

PONTIAC 6000 STE. Our most exciting high-performance front-wheel-drive sedan is an eloquent rebuttal to those who think driver's sedans are the private domain of Europe.

The subtle but striking tone-on-tone

paint highlights the Pontiac 6000 STE's sophisticated character. Four halogen headlamps, two inboard-mounted driving lamps and the front air dam contribute to its serious road stance.

The 195/70R14 Goodyear

Eagle GT tires are mounted on ventilated cast aluminum wheels. A Pontiac 6000 STE exclusive, these new wheels minimize unsprung weight and aid in brake cooling.

Shock absorbers, springs, bushings, front and rear stabilizers and the power rack

and pinion steering were precisely tuned to take advantage of the tire capabilities and extract an impressive combination of ride and handling.

The result is nothing short of a revelation. Its responsive steering allows you to exploit

its agility to the fullest. And the Pontiac 6000 STE handles road imperfections with ease, keeping its composure even over harsh surfaces. A refined 2.8 liter High Output V-6, combined with a three-speed automatic, imparts smooth effortless

response, eagerly propelling STE down the road.

The 1983 Pontiac 6000 STE. Possibly the most exciting high-performance 4-door sedan to hit America's streets in a long, long time!



The sophisticated look of the new Pontiac 6000 STE extends to the blacked-out tail lamps and the beautiful dual outlet, stainless-steel exhaust pipes.

Pontiac designers reinforced the STE's clean, contemporary appearance with extensive use of black-finished trim, even down to the door lock cylinders. The soft fascia front and rear bumpers of the STE feature integral guards and rub strips,


giving the design total continuity and additional impact protection. Other STE features shown include a locking fuel door and a rear mounted power antenna.

But the beauty of the STE is more than skin deep. Advancements like computer-aided design, robotic welding and comprehensive anti-corrosion treatments emphasize a commitment to technical innovation and engineering thoroughness.





The total design concept of the Pontiac 6000 STE called for the most thoroughly equipped car in Pontiac's history. The moment you operate the door locks from



the driver's door, you'll know this is a very special Pontiac.

The interior of the STE promotes driver efficiency, and the attention to detail indicates just how far Pontiac engineers were willing to go to create a pleasingly comfortable environment. The beautiful carpeting features a low, premium nap that's luxurious without being gaudy. The matching floor mats are edge-bound for a tailored look. And the integrated map pockets on the front door panels are conveniently placed.

A partial list of STE standard features includes air conditioning, tinted



windows, power windows, cruise control, rear window defogger, remote trunk release, intermittent wiper control and electrically controlled twin outside rear-view mirrors.

A true driver's car of the STE's caliber must have comfortable and supportive seating. Pontiac design personnel paid particular attention to every aspect of the



STE's interior environment. International-style headrests are standard on both front and rear seats, fully adjustable in front for comfort. The rear seat also features a center armrest for passenger convenience.

The fully reclining driver's seat, exclusive to the STE, adjusts manually six ways, featuring lumbar support control and fine fabric.



Another STE exclusive is the Accessory Kit, including a flare, a raincoat and a highway emergency packet.



A unique feature of the STE is the Inflator mounted in the trunk. Working off the air-pressure system for the Electronic Ride Control, this unit can be used for checking tire pressures, or inflating recreational equipment.



Dominating the Pontiac 6000 STE's instrument panel is a finely crafted sport steering wheel, eye-catching instrument graphics and optically soothing red lighting. Consistent with its international character, a convenient "flash-to-pass" feature is

LAMP CHECK
HEAD H BEAM
TURN SIGNAL
BRAKE TAIL



FUNCTION
MONITOR
WASHER FLUID
LOW COOLANT
LOW FUEL OIL
TEMP VOLTS
HOOD TRUNK
DOOR AJAR

RESET +

88888

H BEAM



RESET +



RESET +

SERVICE
REMEMBER



RESET +



LOW FUEL

RESET +

ROTATE TIRES
7500

integrated into the STE's turn signal lever. The standard high-performance sound system is a Delco-GM ETR AM/FM stereo cassette with a 5-band graphic equalizer.* An important part of the STE's instrumentation is the Driver Information Center. This system graphically monitors important engine functions, lamp operation, and signals if a door is ajar. A highlight of the Driver Information Center is the Service Interval Display. This display

*May be deleted for credit.

reminds the driver of certain maintenance requirements on the STE. Intervals for oil and filter changes, tire rotation and tune-ups are displayed at the bottom left corner of the panel. The odometer number represents the distance to go before the indicated maintenance should be done. The driver calls up this display by pressing the reset button in the lower right corner. Another advanced feature of the Pontiac 6000 STE is the heating, ventilation and air

conditioning system. This sophisticated control system, designed to keep you comfortable in all seasons, uses advanced electronics, LED (Light Emitting Diode) locators and convenient push buttons for accurate climate control.



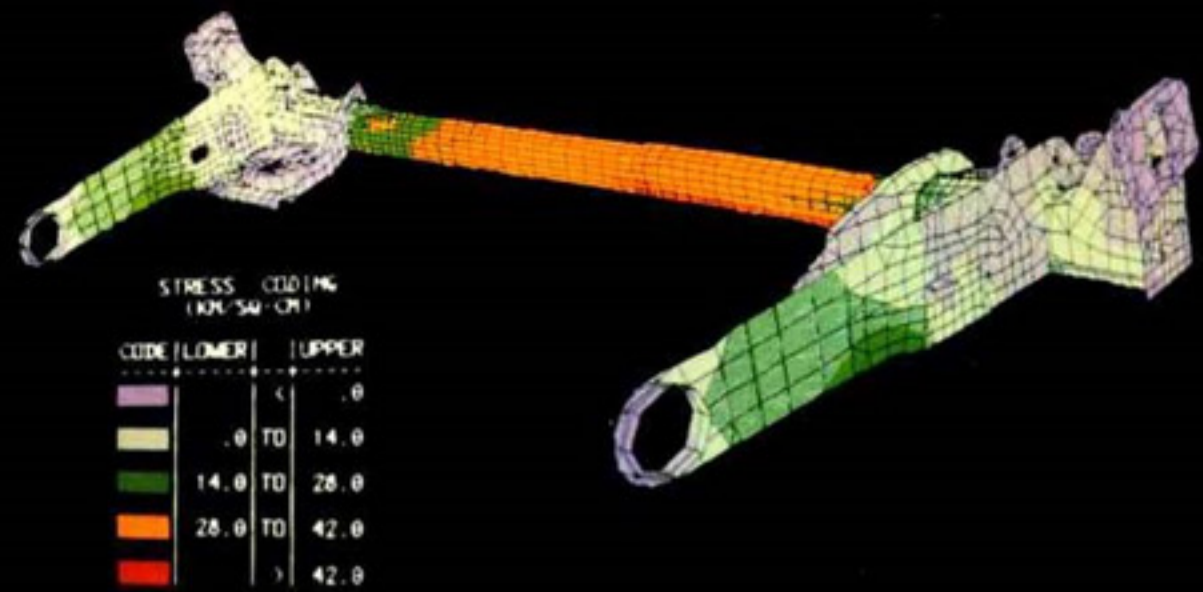
When Pontiac's suspension development engineers set out to "tune" the components for the new Pontiac 6000 STE, they accepted a tremendous challenge. The STE would be one of America's first front-wheel-drive luxury performance sedans, and the most technically advanced Pontiac ever built.

The first crucial decision centered around the Pontiac 6000 STE's wheel and tire combination. After several high-performance radials were evaluated, Goodyear Eagle GT's

were selected. To complement these thoroughbred tires, the first "pore-free" die cast aluminum wheels ever offered on a production car in the U.S. were developed specifically for the STE. Their light weight and extreme strength underline their functional beauty.

The shock absorber valving and spring rates of the Pontiac 6000 STE are tuned for stability without sacrificing comfort. The front stabilizer diameter is increased and the addition of a rear stabilizer keeps the cornering attitude as level as possible. The power rack and pinion steering gear ratio is improved for fast steering response and added sensitivity to driver input. And the ventilated power front disc brakes are assisted by finned aluminum rear drums, for consistent performance.

The most dramatic suspension feature of



the Pontiac 6000 STE is its sophisticated Electronic Ride Control system (ERC). This system automatically maintains the proper ride attitude up to five passengers, plus cargo loadings. The objective of ERC is to maintain consistency in comfort and ride as the loadings are increased.

Pontiac suspension development engineers have achieved their goal in the Pontiac 6000 STE.


Combining the contradictory elements of ride comfort and exhilarating driver-oriented performance, the STE reaches an exciting plateau in ride sophistication formerly reserved for some of the world's costliest sedans.



The secret to any high-performance luxury sedan is a smooth, responsive engine. Pontiac selected a 2.8 liter High Output V-6 to get the job done in the new Pontiac 6000 STE. The lightweight, compact design of this 60 degree V-6 generates substantial power for its size, which is exactly what the engineers were looking for.

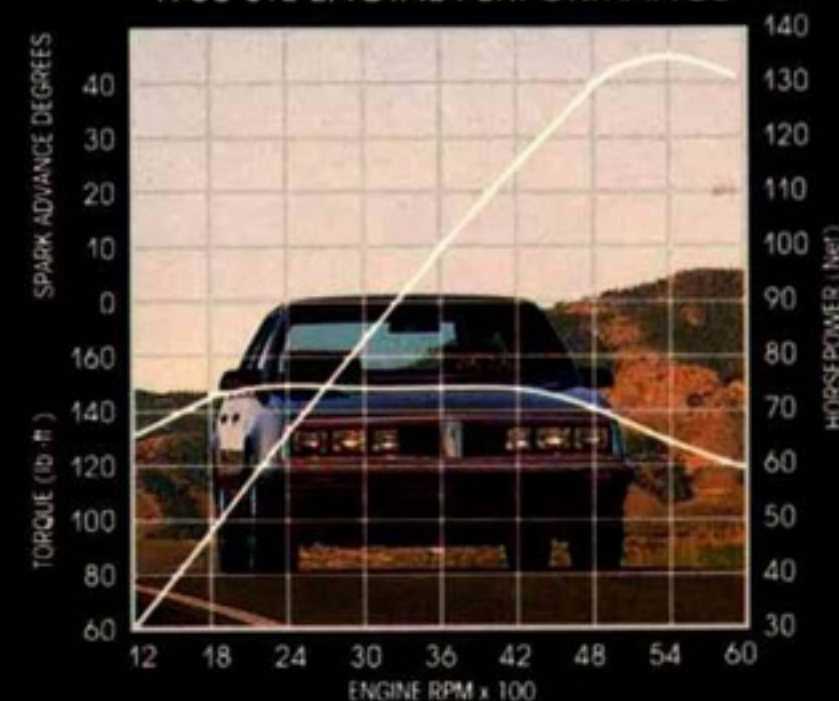
The valve timing is revised with a higher lift, longer duration camshaft for good high RPM performance. Larger intake and exhaust valves are used for better breathing. And a relatively high compression ratio and special pistons help boost performance even further. To top it all off, the STE features a large diameter, low restriction exhaust system.

Like all gasoline-powered Pontiacs, the STE's V-6 benefits from GM's Computer Command Control. The focus of this system is a tiny on-board computer designed to receive inputs from sensors throughout the car. Upon receiving this information, which is updated many times per second, Computer Command Control monitors the precise regulation of the engine's air/fuel mixture in all types of driving conditions, and at all altitudes.



The 2.8 liter High Output V-6 is a sophisticated power source that makes the Pontiac 6000 STE driving experience that much better. You'll appreciate the response on the very first freeway ramp you enter.

1983 STE ENGINE PERFORMANCE



PONTIAC 6000 STE FACTS & FIGURES

The new 1983 Pontiac 6000 Special Touring Edition (STE) is a car with just about every feature you could want as standard equipment. In fact, as you can see by the chart below, the exciting new STE only has two optional features. Popular equipment such as air conditioning, power windows and door locks, power steering and brakes, rear window defogger, Electronic Ride Control, stereo radio with cassette, and cruise control are just the beginning of a long list of standard equipment that help make the STE one of the most exciting cars in the world.

EXTERIOR FEATURES:	STE
Air dams: Front	S
Lower, black-finished	S
Antenna, power, rear mounted	S
Bumpers, soft fascia, front/rear with integral mini-guards and black rub strips	S
Door window frames, black-finished	S
Door handles: Black tape inserts	S
Lock cylinders, black	S
Fuel filler door, locking	S
Grille, specific six-lamp with fog lamps	S
Headlamps, halogen dual rectangular	S
Moldings: Pillar, black-finished	S
Rocker panel, black-finished	S
Body side with black vinyl insert, wide	S
Roof drip, bright on black	S
Windowsill, bright on black	S
Paint, two-tone	S
Rocker panel area, black-finished	S
Tires (radials): 195/70R14 steel-belted blackwall	S
Compact spare tire	S
Wheel, specific cast aluminum, (14" size)	S

INTERIOR FEATURES:	STE
Accessory kit (flare, raincoat, first aid kit)	S
Air conditioning	S
Assist straps, overhead, three	S
Belts, seat/shoulder, custom, color-keyed	S
Carpeting: Floor mats, front/rear	S
Door panels, lower	S
Cigar lighter	S
Console with specific trim plate	S
Control lever, multi-function	S
Cruise control, resume-speed feature	S
Defoggers: Electric rear window	S
Side window	S
Door locks, power, key activated	S
Driver Information Message Center	S
Gages, rally with trip odometer	S
Glass, Soft Ray all windows	S
Glove compartment with lock	S
Headliner, deluxe foam backed	S
Hood release, inside	S
Horns, dual	S
Inflator, spare tire	S
Insulation, deluxe acoustical	S

EXTERIOR FEATURES (CONT.):	STE
Lamps: Door switches, front	S
Dome and reading	S
Lamp group	S
Luggage compartment trim	S
Map pockets:	
Back of front seatbacks	S
Door	S
Mirrors: Day/night rearview	S
Electric-operated LH, RH	S
Visor vanity	S
Radio, Delco-GM ETR AM/FM stereo w/cassette, digital clock, seek and scan and 5-band graphic equalizer (May be deleted for credit)	S
Seats: 45/45 reclining front seats with six-way manual adjustment and lumbar support	S
Rear seat with fold-down center armrest	S
Steering wheel, sport four-spoke, tilt	S
Trim, luxury cloth	S
Windows, power	S
Windshield wipers, controlled cycle	S

MECHANICAL:	STE
Anti-corrosion protection, extensive	S
Battery, Delco-GM Freedom® II	S
Brake system, power, front disc/rear drum	S
Engine coolant recovery system	S
Exhausts, dual outlet	S
Front-wheel drive	S
General Motors Continuous Protection Plan	S
GM Computer Command Control	S
Steering, power rack and pinion with increased steering ratio	S
Suspensions: Electronic ride control	S
MacPherson strut front suspension	S
Rally tuned suspension	S
Trailing arm and beam rear suspension with ride stabilizer bar	S

OPTIONS:	STE
Seating surfaces, leather	A
Vent roof, vista	A

ENGINE/TRANSMISSION	STE
Engine Ordering Code	
LH7 (1)	2.8 liter (173 CID) High Output V-6 2-bbl.
Std./Opt. Engine	Std.
Avail.	Fed. Calif.
Trans.	Auto.
Hwy. Est.	34
EPA Est. MPG	22

Note: All Pontiac 6000 STE models are equipped with standard automatic transmission with torque converter clutch. Produced by GM (1) Chevrolet. Use estimated mpg for comparison. Your mileage may differ depending on speed, distance, weather. Actual highway mileage lower.

DIMENSIONS	STE
	Mm. (in.)
Exterior:	
A Wheelbase	2664 (104.9)
B Overall length	4780 (188.2)
C Width	1732 (68.2)
D Overall height	1394 (54.9)
E Tread, front	1491 (58.7)
F Tread, rear	1447 (56.9)

Interior-front:	STE
G Head room	981 (38.6)
H Leg room	1073 (42.2)
I Shoulder room	1427 (56.2)
J Hip room	1339 (52.4)

Interior-rear:	STE
K Head room	966 (38.0)
L Leg room	909 (35.8)
M Shoulder room	1429 (56.2)
N Hip room	1346 (53.0)
O Trunk capacity liters (cu. ft.)	456 (16.1)
P Fuel tank capacity liters/(gallons)	62.1 (16.4)

Published dimensions are for a Pontiac 6000 STE without optional equipment or accessories. Additional accessories or equipment ordered at the customer's option can result in a minor change in these dimensions.

