



DELTA IS THE UNIVERSAL MEASURE OF DIFFERENCE.







SETTING NEW STANDARDS. EXCEEDING THE LIMITS. ESTABLISHING A DIFFERENCE: DELTA. THE BIRTH OF AN ESSENTIAL NEW STYLE. A DETERMINED FRONT. LOOKING BACK IN ORDER TO REACH FORWARD. NOT SO MUCH AN INVITATION, MORE A **CHALLENGE TO LIFE**. SOMEONE WHO DRIVES A DELTA IS NOT CONTENT WITH JUST EXISTING, HE WANTS TO BE THERE. FLUID, AERODYNAMIC LINES. A CONCENTRATE OF INNOVATION AND DESIGN. THE POETRY OF THE **FLYING BRIDGE** ENCOUNTERS THE TECHNOLOGY OF THE **B-COLOR ROOF** WHICH RESTS DIRECTLY ON THE REAR WINDOW. EVERY LINE IS EMPHASISED BY **CHROME FINISHING DETAILS**. LUXURIOUS, BUT NOT OVER THE TOP: DELTA. ORIGINALITY THAT DOES NOT GIVE WAY TO USELESS EXASPERATION, AND NEVER OVERLOOKS ELEGANCE. A COMBINATION OF SWEEPING HARMONY AND TINY DETAILS, TO ATTRACT AND CAPTIVATE. **DIFFERENT, DELTA.**



THE ELEVATION TO A SUPERIOR LEVEL.







FLYING BRIDGE, B-COLOR ROOF. LOOKING BACK, REACHING FORWARD.

CHROME FINISHING DETAILS. LUXURIOUS, NOT OVER THE TOP.







TO THE DELTA MAN, FORM IS SUBSTANCE. AND IT SHOWS: IT SHOWS FROM THE MODERN REVISITATION OF THE FOUR-SPOKE STEERING-WHEEL THAT ECHOES THE LANCIA LOGO. DELTA IS THE WAY IT LOOKS. IT SHOWS FROM THE FACIA FLOATING ON BLADES ON WHITE LIGHT. MYSTERIOUS AND YET REVEALING. OTHER CUES ARE PROVIDED BY THE **MAGIC PARKING** SYSTEM AND THE FOG LIGHTS WITH CORNERING FUNCTION. AND IT IS ATTESTED BY THE **INSTANT NAV**, THE HIGHLY ADVANCED NAVIGATOR, WITH HIGH RESOLUTION MAPS, WHICH, MATED TO THE BLUE&ME™ SYSTEM, ENABLES YOU TO USE THE BLUETOOTH®, FUNCTIONS – VOICE SMS MESSAGES AND VOICE PHONE CALLS –, AND TOGETHER WITH THE BLUE&ME™ NAV SYSTEM, SUPPLIES A RANGE OF EXCLUSIVE SERVICES. ONE-OF-A-KIND, UNIVERSAL. MUTED, THANKS TO ITS **NOISE ABSORBING ROOF**, THE DELTA WILL NOT GO UNNOTICED, WITH ITS DRIVING, OVERWHELMING PERSONALITY. THANKS TO ITS BOOT WITH **MAGIC BACK BOX** YOU CAN ADJUST THE HEIGHT OF THE LOADING SPACE. **DELTA IS STUNNING. 11 ONE-COLOUR CHOICES AND 10 B-COLOUR VERSIONS** WITH SATIN-TREATED ROOF, **THREE TRIM LEVELS** (FROM ARGENTO, TO ORO TO PLATINO), CHOICE OF FOUR INTERIOR TRIM VARIANTS (TECHNICAL FABRIC, LEATHER AND ALCANTARA®, LEATHER AND ALCANTARA® STARLITE, PELLE POLTRONA FRAU® LEATHER SEATS AND FACIA). FOUR ALLOY WHEEL VARIANTS. MUTABLE, CONSISTENT. **DELTA IS EXALTING.** EVERYTHING SEEMS POSSIBLE. JUST SLIDE THE REAR SEAT FORWARD AND GET A CHAISE LONGUE, JUST LOOK UP AND SEE THE STARS. **GRANLUCE PANORAMIC ROOF.**



FORM, SUBSTANCE.





INSTANT NAV. PARTICULAR, UNIVERSAL.

*SPORTRONIC GEARBOX WITH THE 1.8 DI TURBO-JET ENGINE GENERATING 200 HP





NOISE ABSORBING ROOF. SILENT, IT NEVER GOES UNNOTICED.

GRANLUCE PANORAMIC SUNROOF. MYSTERIOUS, TRANSPARENT.









THE COURAGE OF DARING. THE CERTAINTY OF SELF-AWARENESS, KNOWING EXACTLY HOW FAR TO PUSH ITSELF. SURPASSING AND SURPASSING ITSELF. THE **DRIVING ADVISOR**: A SYSTEM THAT TELLS YOU WHEN YOU LEAVE YOUR LANE AND SUGGESTS HOW TO CORRECT YOUR TRAJECTORY, ACTING ON THE STEERING. EGOCENTRIC, IT KEEPS TO THE RIGHT. THE **ABSOLUTE HANDLING SYSTEM**, ESP INTERPRETED BY THE DELTA. A SYSTEM THAT SUGGESTS THE MANOEUVRES TO PERFORM FOR PERFECT ROADHOLDING THANKS TO THE **DRIVING STEERING TORQUE**, AND AVOIDS UNDERSTEER THANKS TO THE **TORQUE TRANSFER CONTROL** SYSTEM. FLEETING, STABLE. FOR ABSOLUTE CONTROL, EVEN IF YOU REALLY PUT YOUR FOOT DOWN. **DECISIVE, DELTA.**

WITH A HOST OF INNOVATIVE AND SOPHISTICATED TECHNOLOGICAL DEVICES, THE DELTA HAS BEEN AWARDED THE HIGHEST POSSIBLE '5-STAR' SAFETY RATING BY THE EUROPEAN NEW CAR ASSESSMENT PROGRAMME (EURONCAP). AN IMPRESSIVE ACHIEVEMENT IN RECOGNITION OF LANCIA'S COMMITMENT TO PROTECTING DRIVER AND PASSENGERS.





INSTINCT, SELF-CONTROL.

DRIVING ADVISOR. EGOCENTRIC, IT KEEPS TO THE RIGHT.





ABSOLUTE HANDLING SYSTEM. FLEETING, STABLE.






READY TO FOLLOW A DREAM, TO CAPTURE AN EMOTION, TO INFLUENCE THE MIND, TO DISTRACT, TO EXCITE.

ALL THE ENGINES ARE TURBO CHARGED. IT RUNS, IT DOES NOT RUN AWAY. **ALL ITS TURBO DIESEL ENGINES AND ITS NEW 1.8 PETROL ENGINE ARE EURO 5.** EGOCENTRIC, ABSOLUTELY ECO-FRIENDLY. POWER OUTPUTS FROM 120 TO 200 HP WITH 6-SPEED GEARBOXES: 1.4 WITH 120 AND 150 HP OUTPUTS, 1.6 MULTIJET DEVELOPING 120 HP AND AVAILABLE WITH SELECTRONIC GEARBOX, WITH STEERING-WHEEL MOUNTED CONTROLS. 165 HP 2.0 MULTIJET: IMPUDENT, NEVER IMPRUDENT. TOP PERFORMANCES AND UNPRECEDENTED FEATURES, SUCH AS THE 190 HP 1.9 TWIN TURBO MULTIJET: TWO TURBOCHARGERS TO BOOST POWER EVEN FURTHER, OR THE 1.8 DI TURBO-JET 200 HP SPORTRONIC PETROL ENGINE WITH DIRECT INJECTION MATED FOR THE FIRST TIME TO A 6-SPEED AUTOMATIC TRANSMISSION. BEST IN CLASS PERFORMANCES. SHEER FUN. DELTA MAKES LIGHT AND TAKES THE LIMELIGHT WITH ITS **XENON HEADLAMPS**, USING THE **ADAPTIVE XENON LIGHT** SYSTEM THAT ADJUSTS THE ORIENTATION OF THE LIGHT BEAMS SO AS TO ADAPT IT AUTOMATICALLY TO CHANGES IN THE ROAD. WITH ITS 20-LED **ADAPTIVE DAYTIME LED** SYSTEM, SHINING NIGHT AND DAY. LUMINOUS DELTA. COMFORT-MAKING TECHNOLOGY EMBODIED IN THE **CONTROLLED DAMPING SUSPENSION SYSTEM**, THAT YOU CAN SET TO 'SPORT' OR 'COMFORT' MODE AS YOU WISH. THE **REACTIVE SUSPENSION SYSTEM** ENSURES STABILITY AND PERFECT CONTROL AT ALL TIMES: IT FOLLOWS THE ROAD AND DOMINATES IT, AT ALL TIMES, WITH UNPARALLELED SELF-ASSURANCE. LEADING-EDGE SOLUTIONS. IT LIKES TO APPEAR. **IT ENJOYS BEING. DELTA.**

FROM 4,6 TO 7,8 L/100KM (COMBINED CYCLE). CO₂ EMISSIONS: FROM 120 TO 185 G/KM.



P O W E R F U L N O T O V E R P O W E R I N G .



**ALL THE ENGINES ARE TURBO CHARGED. IT RUNS, IT DOES NOT RUN AWAY.
ITS TURBODIESEL ENGINES AND THE NEW 1.8 PETROL ENGINE ARE EURO 5. EGOCENTRIC, ABSOLUTELY ECO-FRIENDLY.**





XENON HEADLIGHTS, WITH THE ADAPTIVE XENON LIGHT SYSTEM. LIGHTS THE WAY AND DRAWS ATTENTION.





INTERIOR CLOTH



173 BLACK




144 BLUE

INTERIOR ALCANTARA® / LEATHER



648 BLACK




612 BLUE

INTERIOR SPORTY IN LEATHER / ALCANTARA® STARLITE




633 BLACK




652 BLUE


INTERIOR POLTRONA FRAU® LEATHER



402 BLACK



449 BEIGE



403 BLUE

MONO-COLOR BODY COLORS

PASTEL



296 ZENIT WHITE

PASTEL EXTRA



601 ECLISSI BLACK

METALLESCENT



422 OCEANO BLUE



283 LUNA PIENA IVORY

METALLESCENT



620 VENTO GREY



284 TEMPESTA GREY



617 TEMPORALE GREY

MICALISED



106 BOREALE RED



487 ORIZZONTE BLUE



150 TRAMONTO BORDEAUX



279 NADIR PEARL

B-COLOR BODY COLORS

PASTEL



910 ZENIT WHITE +
LAVA MAT BLACK ROOF

PASTEL EXTRA



924 ECLISSI BLACK +
LAVA MAT BLACK ROOF

METALLESCENT



937 OCEANO BLUE +
LAVA MAT BLACK ROOF



944 LUNA PIENA IVORY +
LAVA MAT BLACK ROOF

METALLESCENT



905 VENTO GREY +
LAVA MAT BLACK ROOF



935 TEMPESTA GREY +
LAVA MAT BLACK ROOF



933 TEMPORALE GREY +
LAVA MAT BLACK ROOF

MICALISED



929 ORIZZONTE BLUE +
LAVA MAT BLACK ROOF



940 TRAMONTO BORDEAUX +
LAVA MAT BLACK ROOF



902 NADIR PEARL +
LAVA MAT BLACK ROOF



Delta



www.lancianewdelta.com

The illustrations and descriptions in this brochure are provided only as a guide. Lancia reserves the right to make any changes to the cars that seem useful, to improve them for manufacturing or market-related reasons, at any time and without notice.