

TATA MOTORS



MADE TO CONQUER



TATA
XENON

Single Cab 4x2
Single Cab 4x4

Push It To The **MAX**



DRB-HICOM Commercial Vehicles

A Member of



Stylish Interior



Bucket Seats



Longer Cargo Deck

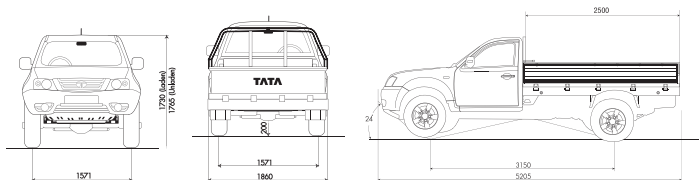
TATA Xenon Single Cab



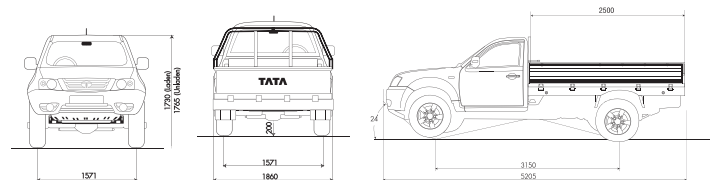
Designed to provide max loading capacity, powered by 2.2L common rail engine that delivers 147hp with a max torque of 320Nm at 1700-2000rpm. Cost effective pickup, you can really push to the max.

- Power Up** Turbo charged engine gives you more power with better fuel efficiency.
- Load Up** Get more done with longer cargo deck.
- Style Up** Internationally-acclaimed cabin design for ride comfort and extended driving.
- Save Up** Tough and durable build for long-term savings.

SPECIFICATIONS	SC 4X4	SC 4X2		SC 4X4	SC 4X2
ENGINE			SUSPENSION		
Model	TATA 2.2L, Direct Injection Common Rail, Turbo Charged Intercooled Diesel Engine		Front / Rear	Double Wishbone Type with Torsion Bar / Semi elliptical leaf Springs	
No. Of Cylinders	4 Inline		Shock Absorber	Hydraulic Double Acting Telescopic Type	
Bore x Stroke (mm)	85.0 x 96.0		Anti roll Bar	At Front	
Capacity	2,179 cc		WHEELS & TYRES		
Max. Engine Output	103 kW(140 Ps) @ 4000 rpm		Tyres - Front, Rear & Spare (Wheels Rims)	215/75 R 16 LT 113/111 S - Tubeless (5.5 J x 16 - Steel wheel rim)	
Max. Torque	320 Nm @ 1700 - 2700 rpm		FUEL TANK		
Compression Ratio	17.2:1		Capacity	65 litres	
Features	Variable Geometry Turbo charger		CAB		
GEAR BOX			Seat	Bucket	
Model	G-76-5/4.1 with Overdrive		Windshield	Laminated	
Gear Ratios - 1st, 2nd, 3rd, 4th, 5th, Rev	4.1, 2.22, 1.37, 1.00, 0.77, 3.75		OTHER FEATURES		
PERFORMANCE				1) Dashboard and Console 2) Black Colored Front & Rear Bumper Outer Rear View Mirror & Grill Finisher 3) One Touch Auto Down for Driver & Co-Driver Window	
Max. speed	160 kmph			1) Rear Fog Lamp with indicator on Dash Board 2) Provision for Trailer socket 3) Ignition Switch with Illumination Ring	
Max. gradeability (at rated GWV)	4x2 Mode - 41%	41%	LOAD BODY		
STEERING			Net Loading space (m) (Len.xWid.xHt.)	2.500 x 1.720 x 0.382	
Type	Power Assistance		WEIGHTS (kg)		
DIMENSION			Complete vehicle kerb weight	1950	1860
Wheel Base (mm)	3,150				
Track Front/Rear (mm)	1,571 / 1571				
Overall Length x Width x Height (mm)	5,205 x1,860 x1,765				
Front/Rear Overhang (mm)	870 / 1,185				
Min. Turning Circle Dia. (m)	12.0				
Ground Clearance (mm)	210				
BRAKES					
Front Brakes	Disc brake. With Twin Pot Caliper				
Rear Brakes	Drum brake				




Single Cab 4x2



Single Cab 4x4

Available Colors



The warranty is subject to whichever comes first. 2 years or 40,000km.

DRB-HICOM Commercial Vehicles Sdn Bhd (44265-U)
(formerly known as HICOM Commercial Automotive Sdn Bhd and USF-HICOM (MALAYSIA) SDN BHD)

EON Head Office Complex, Level 2,
No. 2, Persiaran Kerjaya, Taman Perindustrian Glenmarie,
Seksyen U1, 40150 Shah Alam, Selangor Darul Ehsan.
Tel: 03-7803 2007 Fax: 03-7803 0059

Website: www.tatamotors.com.my

3S Centre

Lot 17498 & 17521, Jalan Ipoh Batu 8,
Selayang Industri, 68100 Batu Caves,
Selangor.

Your authorised dealer

A distributor of **TATA** Vehicles

Visuals and specifications shown here may differ from actual model(s). Please contact our sales consultants to find out more. Terms and conditions applied.

A Member of
DRB-HICOM