

RENAULT 16



16 RANGE

The Renault 16 has already earned itself a special place in the history of the motor-car by its outstanding combination of comfort, performance and versatility.

All Renault 16 models have front-wheel drive, can give high-speed cruising or low-speed flexibility, and in either case use petrol sparingly. The smooth, silent ride is brought about by superbly comfortable seats harmonised with all-round independent torsion-bar suspension and comprehensive sound-proofing. Each version has five doors, and is lavishly equipped for comfort and safety.

The pleasure of owning and driving such luxurious cars won't be marred by expense, either. Renault have a reputation for making a range of cars with remarkably low running costs. This has been earned not just by the design of the cars themselves, but by a very efficient after-sales service offered by a countrywide network of dealers. Each has factory-trained staff, uses the right servicing equipment and carries a comprehensive range of parts, backed up, if necessary, by the Renault 48-hour Parts Delivery Service. A full diagnostic service is only required at intervals of 6-9,000 miles or once a year.

Buying can be made easy through the Renault Loan Plan. Further details are free and supplied on request without obligation.

Details of the range are given as follows:

| | <i>Page</i> |
|---|-------------|
| <i>16TL, description</i> | 2 |
| <i>16TS, description</i> | 9 |
| <i>16TX, description</i> | 14 |
| <i>16TL/TS/TX features</i> | 19 |
| <i>16 range, specifications</i> | 22 |
| <i>Boutique accessories</i> | 24 |

The 16L is referred to only on pages 22-24.



16TL

The Renault 16TL has a 1565 cc engine, with a twin-choke Weber carburettor, developing 65 bhp (DIN). With a top speed of over 95 mph, it can cruise comfortably all day at motorway speeds. 25-30 mpg can be expected.


The cooling system is sealed, there is a thermostatically controlled electric cooling fan, and an alternator charges the battery.

It has a four-speed all-synchromesh gearbox (a computerised automatic transmission system is available as an



optional extra), front-wheel drive, direct action rack and pinion steering, all-round torsion-bar independent suspension and radial-ply tyres. All these combine to give the driver a relaxed feeling of complete control, safe in the knowledge that powerful servo-assisted disc/drum brakes are there when wanted. And there are fine details like a pressure-limiting valve, which operates according to the load in the car to prevent premature rear wheel locking; also headlight beams can be easily adjusted for height; and there are wrap-around bumpers with rubber overriders.






16TL

Controls and switches are easy to reach and instruments easy to see.

On the left of the dished steering wheel is the column-mounted gear lever, below which is the ignition switch which also operates the anti-theft steering lock. Nearby is the knob to adjust the height of the headlight beams. On the right are controls for the direction indicators, horn, lights and dipswitch. The top edge of the dashboard is well padded and on it are the mileage and trip recorder, speedometer, petrol gauge, voltmeter and warning lights for ignition/water

temperature/oil pressure, direction indicators, hazard warning lights, main beam, choke, handbrake and heated rear window. The panel light has a dimmer.

On the left of the panel is the rocker switch for heated rear window and, below, an illuminated cigar lighter, an ashtray and controls for the volume of air to face level or to the feet, including a variable speed booster. At either side of the dashboard are individually adjustable fresh-air vents. Across the bottom of the windscreen are controls for directing warm or cool air on to the windscreen or driver and passengers' faces.



On the right of the panel is a finger-tip stalk for the electric windscreen washer and two-speed wipers. The wiper arms are matt-black against glare. Below is the heater temperature control.

The front floor and scuttle are well soundproofed and carpeted, with a tough heel mat for the driver. There is also a day/night driving mirror, an exterior door mirror, sun visors with passenger vanity mirror, a small oddments shelf and a lockable illuminated glovebox.

The driver has excellent all-round vision and the rear window has a heater element covering its full width.



Car radios and stereo equipment have been specially designed for Renault and are available as accessories – see back.





16TL

The comfort of the Renault 16 is almost legendary. The seats have been carefully designed under medical supervision with springing and padding to support the body correctly and harmonize with the suspension to cut out vibration. In front they are adjustable for leg room, fully reclining and the seating can be arranged in an almost endless number of ways for comfort and carrying capacity (see also page 20). Centre armrests front and rear can be raised or lowered, while between the front seats is an open-topped oddments box.

Upholstery is in soft stretch-back vinyl, while cloth covering (as illustrated) is an optional extra. Front-wheel drive means there is no awkward transmission tunnel, so there is ample leg room as well as shoulder and head room for five adults to travel in comfort. There are also childproof locks on the rear doors.

Passengers will also appreciate the many thoughtful touches of luxury, such as the two-level heating and ventilating system with variable speed booster fan, the courtesy light, three ashtrays, six armrests and grab handles over each passenger door, with coat hooks in the rear.



16TS

This is a high-performance version of the Renault 16, with comfort and safety equipment to match the extra power. The 1565 cc 83 bhp (DIN) engine has a hemispherical cross-flow cylinder head which gives the power for a top speed of 102 mph and a staggering 0-50 mph in 8.5 seconds. And like the 16TL, the engine has a sealed cooling system with a thermostatically controlled electric fan, an alternator to charge the battery, and it can cruise at speed all day using petrol with commendable restraint. All the stopping power you could need comes from servo-assisted disc and drum brakes, with a pressure limiter in the rear to prevent premature wheel locking when the car is only lightly laden.

In addition to the comprehensive list of equipment found in the Renault 16TL, there are such features as an electronic rev counter, an electric clock, a map reading light and 'kangaroo' headlights with built-in long-range iodine vapour beams. As you might expect from Renault, the seats are superbly comfortable and there are thoughtful extra touches like the illumination of the front ashtray, cigar lighter and ignition switch. Optional extra equipment includes an electrically operated sunroof, as shown on page 19.

Although it may outperform many a sports car, the Renault 16TS also puts many a luxury saloon car in the shade when it comes to comfort and equipment for driver and passenger.





16TS

Controls and instruments are comprehensive and well arranged in the Renault 16TS, as befits a high-performance touring car. Starting on the left of the padded sports steering wheel, we have the electric clock and, next to it, the switch console for the electrically operated sunroof (where fitted as optional extra). The next dial shows the petrol gauge, water temperature gauge and voltmeter. On the right of these are the rev counter and speedometer (with mileage and trip recorder) and warning lights for the choke and hazard warning

flashers. Next, there is the cluster of six other warning lights (including main beam, direction indicators and heated rear window). Further still to the right are the switches for the heated rear window and the long-range iodine headlamps and the stalk control for the two-speed wipers with electric washers. Reversing lights are automatic.

The exclusive Renault heating/fresh-air system can give fresh air at face level or on to the screen, supplemented by circular fresh-air vents at either end of the dashboard. With the help of a variable speed booster fan, it can distribute warm



or cool air to the feet or the windscreen, or both. Next to the main ventilation controls is the switch for the hazard warning lights and a knob to adjust the height of the headlight beams.

In addition to all this luxury equipment, the seats illustrated overleaf are shaped and cushioned to give extra comfort on long fast journeys. They have been designed under medical supervision to give the right amount of support in the right places and are sprung to harmonize with the suspension so as to eliminate vibration. Even the oddments box between the front seats has a padded lid.







16TX

The Renault 16TX has been designed for motorists who demand the ultimate in luxury high-speed cruising, but to whom petrol consumption is critical.

Lively acceleration and 102 mph top speed come from a light alloy 1647 cc 93 bhp (DIN) engine with hemispherical crossflow head and twin choke Weber carburettor. A five-speed gearbox means good response under all driving conditions. For instance, the 16TX can reach 0–50 mph in under 9 seconds. Yet at 50 mph in top

gear the engine ticks over at about 2600 rev/min and a good 40 mpg is possible. An AA Road Test reported 31 mpg overall.

Dual-circuit servo-assisted brakes have discs in front and a pressure limiter in the rear brake line. Long wheelbase, all independent suspension and front-wheel drive give straight-line stability at high speed and excellent cornering. The 16TX is distinguishable from the TS by its four separate iodine vapour headlights, Gordini-style sports wheels, drag-reducing aerodynamic spoiler and electrically operated rear wash/wiper system.



16TX

As you'd expect from a car with this specification, the seating leaves nothing to be desired. Fully reclining and adjustable for leg room in front, the seats are specially padded in varying thickness and shaped to give lateral, under thigh and lumbar support. They are as much the work of those who understand the human anatomy as of those who understand cars. Upholstery is in soft vinyl or (as optional extra) in cloth velours.

There are armrests on all four doors, folding armrests between front and rear seats, ashtrays front and rear, and a padded oddsends box between the front seats. There are grab handles for passengers, with coat hooks in the rear. The windscreen is laminated, windows are tinted, electrically operated in front, and there is electromagnetic central door locking for all four doors at one turn of the key from the outside, or a knob from the inside.

In-common with all Renault 16s, the 16TX is a luxurious saloon car with ample length, height and width for five adults, and there is still room for $12\frac{1}{2}$ cu ft of luggage in the boot, even without removing the rear parcel shelf. The boot, of course, has its own courtesy light. The illustrations on page 21 show how, with only the front seats occupied, the luggage space can be increased to $25\frac{1}{2}$ cu ft, merely by folding away the rear seats and loading through the large counter-balanced tailgate.

The powerful heater has a temperature control and a variable speed booster fan. The separate ventilation system means that fresh air can be directed at face level, while warm air is heating the car or demisting the windscreen.







16TX

The Renault 16TX gives the driver a relaxed feeling of being in complete control. The rev counter, speedometer, mileage and trip recorder are all immediately in front of the driver. The petrol gauge, voltmeter and water temperature gauge are grouped together, and a third dial contains warning lights for direction indicators, main beam, heated rear window, handbrake/brake wear and oil pressure/ignition. In the centre of the dashboard is an electric clock. Controls for front and rear washers and wipers, hazard warning lights, heated rear window, electric front

windows, headlight beam adjustment and the electric sunroof (optional extra) are also all on the dashboard. Reversing lights are automatic. On the steering column are the controls for direction indicators, horn, lights and headlamp flasher. There is a day/night driving mirror, an exterior door mirror and twin sun visors with a passenger vanity mirror. The dished steering wheel has a padded rim and there is an anti-theft steering lock.

The cigar lighter, ashtray, ignition switch, wiper control and lockable glovebox are all illuminated, while the panel light can be dimmed with a rheostat.



16TL/TS/TX

An electrically operated sunroof is optional extra on the TS and TX.

On the TL and TX, automatic transmission is an optional extra. This exclusive system is designed and built by Renault. Gears are selected electronically, which is faster and more accurate than conventional systems and makes better use of power. It has a kick-down and 1st and 2nd gear hold.

For towing with automatics, a transmission fluid cooler must be fitted.





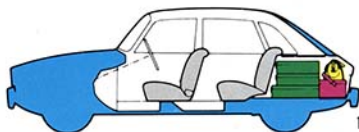
16TL/TS/TX

All models in the Renault 16 range are designed as luxury saloon cars, each with performance and equipment carefully tailored to suit slightly differing needs. As a saloon car seating up to five adults, every Renault 16 has an ample 12½ cu ft boot for week-end luggage, quite apart from interior parcel shelves front and rear and an oddments box between the front seats.

The tailgate is spring counter-balanced, and when being opened, automatically operates a courtesy light in the boot. Part of the rear parcel shelf lifts with the tailgate for easy access, or it may be completely

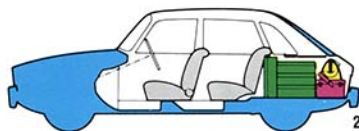
removed to give extra height to the boot. Extra length may be added to the boot by moving the rear seat forward, still leaving just enough leg room for children. By sliding the front seats right back, a padded 'playpen' can be formed (vinyl and cloth upholstery are both washable and hard-wearing). The diagrams opposite show just a few of the possible seating and luggage arrangements.

Few estate cars even can match this sort of versatility, yet the Renault 16 is one of the most comfortable and well-equipped saloon cars you can find.



Saloon car luggage

1



Holiday luggage

2



Extra bulky luggage

3



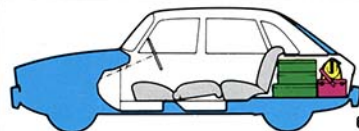
Playpen

4



Rally resting

5



Fully reclined

6



Specification - Renault 16

L & TL (R1152) TS (R1151)

COACHWORK AND CHASSIS

The coachwork is an all-steel semi-monocoque construction, the body shell being welded to a rigid chassis-platform. The front wing units are bolted on for easy removal and replacement. The bodywork is dipped in anti-corrosive paint up to waist level during production, and underbody compound is applied later.

ENGINE

Front mounted light alloy engine.

Cylinders: 4 in-line. Detachable wet liners.

1,565 cc (1,647 cc in TX).

Hemispherical combustion chamber in TS/TX.

Valvegear: overhead (inclined in a 'V' in TS/TX) pushrods and rockers, chain-driven camshaft.

| | 16L/TL | 16TS |
|---------------------------|-------------------------------------|--------------------------------|
| Capacity: | 1,565 cc | 1,565 cc |
| Bore and stroke: | 77 x 84 mm | 77 x 84 mm |
| Compression ratio: | 8.0:1 (L) 8.6:1 (TL) | 8.6:1 |
| Max. power (DIN): | 65 bhp at 5,100 rev/min (TL) | 83 bhp at 5,750 rev/min |
| | 55 bhp at 5,000 rev/min (L) | |
| Max. torque (DIN): | 83.2 lb.ft at 3,000 rev/min (TL) | 88.2 lb.ft at 3,500 rev/min |
| | 78.8 lb.ft at 2,500 rev/min (L) | |

| | 16TX | 16TX Auto |
|---------------------------|--------------------------------|--------------------------------|
| Capacity: | 1,647 cc | 1,647 cc |
| Bore and stroke: | 79 x 84 mm | 79 x 84 mm |
| Compression ratio: | 9.25:1 | 9.25:1 |
| Max. power (DIN): | 93 bhp at 6,000 rev/min | 90 bhp at 6,000 rev/min |
| Max. torque (DIN): | 94.8 lb.ft at 4,000 rev/min | 95.5 lb.ft at 3,500 rev/min |

Fuel supply: twin choke Weber 32 DIR manual choke (Weber 32 DAR automatic choke in TX). Camshaft-driven pump.

Cooling system: sealed system containing water, glycol and rust inhibitor. Protection down to -35°C. Electric, thermostatically controlled cooling fan.

Crankshaft: 5 bearings.

Battery: 12-volt, 36 amp hr, charged by 50 amp alternator.

Maintenance: central diagnostic plug.

TRANSMISSION

Front-wheel drive.

| | 16L/TL/TS | 16TX |
|---|---|---|
| Manual Gearbox: | four-speed, all synchromesh | five-speed, all synchromesh |
| Final drive ratio: | 3-778:1 (9 x 34) hypoid bevel | 3-875:1 (8 x 31) hypoid bevel |
| Overall ratios: | 1st 14-42; 2nd 8-44; 3rd 5-58; 4th 3-91; rev 11-65 | 1st 14-42; 2nd 8-66; 3rd 5-73; 4th 4-02; 5th 3-33; rev 11-95 |
| Road speed at 1,000 rev/min in top gear: | 17.1 mph (L/TL) 17.6 mph (TS) | 20.7 mph |

Clutch: single dry plate with diaphragm spring operation.

Automatic (Optional extra on 16TL/TX)

Three-speed epicyclic gearbox with hydraulic torque converter (maximum multiplication 2.3:1).

| | 16TL | 16TX |
|---|--|---|
| Final drive: | 3-778:1 (9 x 34) hypoid bevel | 3-556:1 (9 x 32) hypoid bevel |
| Overall ratios: | 1st 9-05; 2nd 5-6; 3rd 3-88; rev 7-76 | 1st 8-75; 2nd 5-41; 3rd 3-73; rev 7-50 |
| Road speed at 1,000 rev/min in top gear: | 17.2 mph (TL) | 18.5 mph |

BRAKES

Hydraulics: Servo assistance with pressure limiter on rear brake line. Dual circuit on TX.

Front brakes: 10 in diameter discs. Braking area 180 sq in.

Rear brakes: 9 in diameter drums. Braking area 89 sq in.

SUSPENSION

Independent torsion-bar suspension on all four wheels. Hydraulic, telescopic shock absorbers. Anti-roll bars front and rear.

TYRES

Radial ply 145 x 14 on 4-50 J 14 rims (L/TL)
155 x 14 on 4-50 J 14 rims (TS)
155 x 14 on 4-50 J 14 Gordini-styled wheels (TX).

STEERING

Rack and pinion.

Reduction ratio: 23:1.

Turning circle: 33½ ft between kerbs.

SAFETY FEATURES

Padded fascia. Padded, dished steering wheel. Anti-theft steering lock. Good all-round visibility. Hazard warning lights.

INSTRUMENTS AND CONTROLS

Instruments in a cowlled panel include: speedometer with mileage and trip recorder, electronic rev counter (TS/TX), fuel gauge, water temperature gauge (TS/TX), voltmeter. **Warning lights for:** ignition/oil pressure/water temperature, direction indicators, headlights, main beam/iodine beam (TS/TX), heated rear window (TL/TS/TX), hand-brake/brake pad wear, hazard warning lights, choke (except TX).

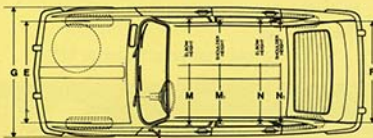
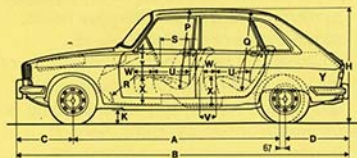
The hand controls for lights, horn, headlamp flasher and self-cancelling indicators are on the steering column.

TL Auto (R1153) TX (R1156) TX Auto (R1156)

EQUIPMENT

| | 16L | 16TL | 16TS | 16TX |
|---|-----|------|------|------|
| Heater and demister | • | • | • | • |
| Variable speed booster | • | • | • | • |
| Fresh-air vents on fascia | • | • | • | • |
| Interior courtesy light | • | • | • | • |
| Twin sun visors | • | • | • | • |
| Passenger vanity mirror | • | • | • | • |
| Electrically operated windscreen washer | • | • | • | • |
| Two-speed wipers | • | • | • | • |
| Headlamp flasher | • | • | • | • |
| Engine bonnet lock | • | • | • | • |
| Glove compartment open | • | • | • | • |
| closed | • | • | • | • |
| lockable | • | • | • | • |
| Glove box between seats | • | • | • | • |
| Individual front seats fixed | • | • | • | • |
| reclining | • | • | • | • |
| Front ashtray | • | • | • | • |
| Rear ashtrays | • | • | • | • |
| Armrests on all doors | • | • | • | • |
| Centre armrests, front and rear | • | • | • | • |
| Childproof locks on rear doors | • | • | • | • |
| Passenger grab handles, front and rear | • | • | • | • |
| Coat hooks in rear | • | • | • | • |
| Hazard warning lights | • | • | • | • |
| Exterior door mirror | • | • | • | • |
| Height adjustable headlights | • | • | • | • |
| Cigar lighter | • | • | • | • |
| Bright metal exterior trim | • | • | • | • |
| Day/night mirror | • | • | • | • |
| Heated rear window | • | • | • | • |
| Map-reading light | • | • | • | • |
| Electric clock | • | • | • | • |
| Rev counter | • | • | • | • |
| Oil long range lamps | • | • | • | • |
| Courtesy light in boot | • | • | • | • |
| Reversing lights | • | • | • | • |
| Panel light dimmer | • | • | • | • |
| Cloth upholstery | o | o | o | o |
| Automatic transmission | o | o | o | o |
| Electric sunroof | o | o | o | o |

* = standard o = optional



DIMENSIONS

A 8' 8½" B 13' 10½" C 2' 4" D 2' 8" E 4' 4½" F 4' 3" G 5' 4" H 4' 9" H (laden) 4' 5½" K 8" K (laden) 4" M 4' 5½" M, 4' 4" N 4' 6½" N, 4' 2½" P 3' 7½" Q 3' 7½" R 3' 5½" S 1' 4½" T 5½" U 1' 6½" U, 1' 5½" V 8" W 10" W, 6" X 1' 0½" X, 1' 1" Y 12½ cu ft (min); 25½ cu ft (max).

CAPACITIES

| | |
|----------------------------------|---|
| Engine:* | 7 pints (4 litres) |
| Cooling system: | 11 pints (6.3 litres) (L/TL) 12 pints (6.8 litres) (TS/TX) |
| Manual gearbox/ differential: | 3 pints (1.64 litres) |
| Auto transmission: | 10½ pints (6 litres) |
| Petrol tank: | 11 gallons (50 litres) |
| Kerb weights: | 2,227 lb (1,010 kg) (L/TL) 2,304 lb (1,045 kg) (TL Auto) 2,337 lb (1,060 kg) (TS/TX) 2,381 lb (1,080 kg) (TX Auto) |
| Maximum towing weights: | 2,204 lb (1,000 kg) (L/TL) 2,314 lb (1,050 kg) (TL Auto) 2,403 lb (1,090 kg) (TS/TX) |

(Transmission fluid cooler, for towing with Automatic, optional extra)

This brochure was finalised for printing on 31st July, 1975. La Regie Nationale des Usines Renault has reserved the right to modify or alter the specification of any Renault model at any time. This brochure does not show modifications or alterations introduced in the U.K. after the above date. Body and trim colours illustrated are intended only as a guide.



Renault Limited

Western Avenue London W3 0RZ

*RENAULT RECOMMEND ELF OIL

Printed in England

16TX only: Electrically operated front windows, electromagnetic central door locking system, laminated windscreen, tinted windows, electrically operated rear window wash/wipe, aerodynamic spoiler, Gordini style sports wheels.

RENAULT Boutique

All Renault 16's come amply equipped to meet most people's everyday needs, so the choice of more specialised equipment is best left to the discretion of the individual owner. And so as not to spoil your new Renault with ill-fitting or otherwise unsuitable items, Renault Boutique accessories are thoroughly tested and approved by Renault, for Renault cars.

You may feel that your Renault 16 is

good looking enough as it is. But perhaps the extra touch of a sports stripe appeals to you particularly. The Renault 16 below also has light alloy wheels, heavy-duty mud flaps, fog lamps and extra wing mirrors for caravan towing. Specially designed head restraints are also available.

In-car entertainment is fully catered for with a range of radios – manual push-button, stereo cartridge or cassette players. Each has a fitting kit developed and tested for each Renault 16 model. A long list of other items is all in the colourful Accessories Brochure available from the Boutique at your Renault dealer.

