

# SCÉNIC & GRAND SCÉNIC



**RENAULT SCÉNIC**  
**MAKES LIFE EASIER.**  
**RESPONSIVE, FOR TRUE DRIVING PLEASURE.**  
**WELCOMING, IT REDEFINES SPACE AND COMFORT.**  
**WITH INTELLIGENT, PRACTICAL TECHNOLOGY.**  
**WHY MAKE THINGS COMPLICATED**  
**WHEN YOU CAN MAKE THEM SCÉNIC?**





# SLEEK STYLING AND DRIVING PLEASURE

Family life has different demands - just as well that the new Scénic comes in two different versions: Grand Scénic 7 Seat and Scénic 5 Seat. As well as being easy to manoeuvre and a pleasure to drive, new Scénic also looks good. The central grille is flanked by satin-effect chrome finish air intakes. These stylish looks are reinforced by the sleek and elegant headlights. And the front bumper, with its strong, dynamic design, accentuated by side protective mouldings and a high beltline is a tell-tale sign of its outstanding safety.



Features mentioned may vary and be optional according to model.



**THE RENAULT GRAND SCÉNIC 7 SEAT:  
A CAR FOR THE WHOLE FAMILY.  
AND IF ITS SIZE WEREN'T ENOUGH TO PERSUADE YOU,  
THE GRAND SCÉNIC EMBODIES INNOVATION AND TECHNOLOGY,  
WITH UP TO SEVEN SEATS AND ENDLESS STORAGE OPTIONS.  
A CAR FOR ALL JOURNEYS.**





## **A GRAND DESIGN WITH ALL THE SPACE YOU NEED.**

**WITH FLEXIBILITY & COMFORT... GRAND SCÉNIC HAS IT ALL.**

With its striking lines and fluid design, the new Grand Scénic has dynamic, distinctive styling. Its sloping roofline and boomerang-shaped rear lighting add to its overall streamlined looks. And the new Grand Scénic stands out as one of the roomiest compact seven-seat people carriers on the market.





# RESPONSIBLE PERFORMANCE

WITH ROADHOLDING TO KEEP YOU ON TRACK.

Exceptional roadholding, for exceptional driveability: that's the aim. With the front and rear wheels at equal width, the new Scénic offers unrivalled balance and directional stability. The comfort and precision are equally superb on bends and wet surfaces. For responsiveness, it's backed by understated, high-performance engines that accelerate freely and all engines promise reduced consumption and CO<sup>2</sup> emissions. So with the new Scénic, a people carrier can be environmentally responsible and rewarding to drive.



# STORAGE FOR EVERYTHING

OVER 40 SOLUTIONS.





Renault designers take pride in producing interiors that are easy to live with, well thought-out, spacious and aim to meet drivers' and passengers' needs. The new Scénic is no exception – offering groundbreaking interior storage. There are practical and accessible storage options available to everybody: from large drawers under the seats and underfloor lockers on the first two rows, to a cooled 11-litre glove box, spacious sliding centre console, cup holders, door pockets, and so on. Toys, magazines, drinks, electronic equipment and all your travel essentials can be stored within easy reach.

# SPACE FOR FREEDOM FRONT AND REAR.

The new Grand Scénic offers innovative space for your active lifestyle. Comfortable, roomy and adaptable, no one is left out. Even third row passengers, (whose seats can be folded away), enjoy easy access, generous headroom and class-leading legroom.

Quite simply, the new Grand Scénic beats everything else for third row spaciousness. And thanks to the fold-down, sliding second row seats, the new Grand Scénic can easily carry all types of loads. Its generous boot can hold up to 702 litres and once the second row seats are removed, this capacity increases to over 2,000 litres. Big enough for any challenge that daily life throws at it.



## ADAPTABLE

Both versatile and practical, the interior of the new Scénic can be altered to suit you. Whether travelling as a family or with friends, or carrying bulky loads... it adapts to all your needs. With the new Scénic, you have the ultimate in flexibility, comfort and convenience.

The new Scénic has five individual seats and is just as practical and adaptable as the seven seat Grand Scénic. Fold your seats up or down as you like... it really is that easy. Shifting equipment, having a last-minute weekend away... space will never be a problem.

# INGENIOUS ADAPTABILITY, VERSATILITY, PRACTICALITY. A CONFIGURATION FOR EVERY NEED.

## NEW SCÉNIC 5-SEATS

The new Scénic has a loading capacity of up to 555 litres.



## NEW GRAND SCÉNIC 7-SEATS

The boot of the new Grand Scénic is huge, offering storage space of up to 702 litres.



# SAFETY FOR YOU AND YOUR PASSENGERS

## BECAUSE NOTHING WILL EVER BE MORE IMPORTANT TO US THAN YOU.

Naturally, being a Renault, safety for all is paramount. With stable and reassuring roadholding, the new Scénic is equipped with driver aids designed to maximise control: ABS braking, ESP (Electronic Stability Programme) and ASR anti-skid control... the list goes on. Then, there's the third generation Renault SRP (System for Restraint and Protection), which gives you six airbags (two auto-adaptive frontal, two lateral with thorax and pelvis protection and two curtain) and pretensioner seatbelts for front and rear seats.





## SAFETY AND PEACE-OF-MIND

Scénic was the first MPV to have received 5 stars in the independent Euro NCAP safety test. Both active and passive safety levels are of the highest order, making it one of the safest cars in the world. Scénic provides a very high standard of active and passive safety thanks to a range of driver aids that help avoid risk situations, correct trajectory in emergency situations and protect occupants in the case of impact.

Scénic's passive safety features are the fruit of Renault's third-generation System for Restraint and Protection which previously enabled Scénic II to obtain a five-star Euro NCAP crash test rating.

# TAILOR-MADE

## FOR COMFORT AND SPACE.

With the new Scénic, ergonomics take on a new dimension. It's simple: no other vehicle in its class pays so much attention to your comfort and that of your passengers. The driver's seat offers a wide range of controls enabling everyone, regardless of shape and size, to travel in safety and benefit from the exceptional visibility the new Scénic offers.

The centre console houses controls that fall easily to hand, while in the rear, space is extremely generous in terms of headroom, legroom and width. Making the most of this huge space, the new Scénic offers a class-breaking 80 litres storage capacity.



Features mentioned may vary and be optional according to model.



## PRACTICAL TECHNOLOGY

Let's start with TFT (Thin Film Technology) - exclusive to the new Scénic. Behind these three letters lies the future of the dashboard. Turn the ignition on and the colour screen offers a clearer, more detailed range of information than the traditional dials and indicator lights, automatically displaying the right information at the right time. You can even customise the look of the dashboard and display colours to suit you.

Fitted with the new integrated navigation system developed exclusively by Renault and TomTom®, the new Scénic makes navigation a breeze. Simple to operate and update, this new navigation system warns you of danger areas and speed restrictions. It also provides continuous guidance, even when the satellite signal is lost, and is an integral part of the dashboard. No more giveaway wires or suckers on the windscreen... it's made to match the interior design perfectly, and gets you to your destination with ease.

# INTERIOR AND EXTERIOR TRIM LOADED WITH EQUIPMENT



1  
**1. ALLOY RIMS**  
16" Alloy Sport rims.

2  
**2. FOG LIGHTS**  
Improve visibility in foggy or rainy conditions.

3  
**3. DUAL ZONE CLIMATE CONTROL**  
The dual-zone climate control allows the driver and front passenger to select a temperature to suit them. 'Auto' mode provides balanced temperature control, and 'Fast' or 'Soft' modes can be selected to adjust the temperature or noise level as desired.



**TOMTOM** 

#### 4. CARMINAT TOMTOM

Navigation system programmed with South African maps. 2D colour navigation with 7" screen and central console control.

TomTom Home application allows for the management and access to online services, map downloads, points of interest, online commands, access to the Mapshare community, etc.

Fitted as standard on the 1.9dCi Dynamique.




#### 5. RADIO CD MP3

Connect your digital MP3 player using the USB and iPod ports and control the system using the commands on the steering wheel. This radio is also compatible with the Bluetooth® system.

#### 6. INSTRUMENT PANEL

Designed with three reading levels it allows you to read information faster and more accurately. There is a rev counter with analogue display, speedometer with digital display and colour-coded cruise control symbols.



#### 7. AUTOMATIC LIGHT AND RAIN SENSORS

The front windscreen wipers are activated and adjust their wiping speed depending on how heavily it is raining. A light sensor automatically activates the headlights at dusk or when you enter a parking garage or tunnel.

#### 8. CRUISE CONTROL / SPEED LIMITER




Allows you to set a cruising speed or a maximum speed.

#### 9. HANDS FREE RENault CARD

For keyless starting by remote control and locking/ unlocking of the doors and boot. Just keep the card with you, and the car will unlock and the ignition will start automatically.

## COLOURS

Note: Printing limitations do not permit the subtle paint shades to be shown with complete accuracy.



Glacier White (369)

Mercury (D69)

Stone/Ashed Beige (HNK)

Oyster Grey/Cassippee Grey (KNG)

Opal Blue

Pearl Black (676)

# TECHNICAL SPECIFICATIONS

|                                                   | 1.6 16V EXPRESSION     | 1.9 dCi SCENIC DYNAMIQUE     | 1.9 dCi GRAND SCENIC DYNAMIQUE |
|---------------------------------------------------|------------------------|------------------------------|--------------------------------|
| <b>ENGINE</b>                                     | 1.6 16V                | 1.9dCi                       | 1.9dCi                         |
| Fuel injection type                               | Multipoint sequential  | Direct commonrail with turbo | Direct commonrail with turbo   |
| Number of cylinders / valves                      | 4 in-line / 16         | 4 in-line / 8                | 4 in-line / 8                  |
| Displacement (cc)                                 | 1598                   | 1870                         | 1870                           |
| Power (kW @ rpm)                                  | 83 at 6 000            | 96 at 3 750                  | 96 at 3 750                    |
| Torque (NM @ rpm)                                 | 151 at 4 250           | 300 at 1 750                 | 300 at 1 750                   |
| Fuel requirement                                  | Unleaded Petrol        | Diesel                       | Diesel                         |
| <b>TRANSMISSION</b>                               |                        |                              |                                |
| Number of forward gears                           | 6-speed manual         | 6-speed manual               | 6-speed manual                 |
| <b>STEERING</b>                                   |                        |                              |                                |
| Power assisted - electric                         | Standard               | Standard                     | Standard                       |
| <b>PERFORMANCE</b>                                |                        |                              |                                |
| Acceleration: 0 - 100 km/h (secs)                 | 11.7                   | 10.6                         | 11.5                           |
| Maximum speed (km/h)                              | 185                    | 195                          | 195                            |
| <b>AERODYNAMICS</b>                               |                        |                              |                                |
| Drag coefficient/Area (Cd/A)                      | 0.820/0.324            | 2.21/0.33                    | 2.21/0.33                      |
| <b>SUSPENSION</b>                                 |                        |                              |                                |
| Front:                                            | Pseudo Mac-Phearson    | Pseudo Mac-Phearson          | Pseudo Mac-Phearson            |
| Rear:                                             | Flexible beam          | Flexible beam                | Flexible beam                  |
| <b>FUEL CONSUMPTION</b>                           |                        |                              |                                |
| Litres /100 km (Urban cycle)                      | 9.9                    | 6.6                          | 6.9                            |
| Litres /100 km ( Extra-urban cycle)               | 6.1                    | 4.9                          | 4.9                            |
| Litres /100 km (Combined cycle)                   | 7.5                    | 5.5                          | 5.6                            |
| CO2 emissions (g/km)                              | 174                    | 145                          | 149                            |
| Fuel tank capacity (litres)                       | 60                     | 60                           | 60                             |
| <b>SEATING</b>                                    |                        |                              |                                |
| No. of seats                                      | 5 seat MPV             | 5 seat MPV                   | 7 seat MPV                     |
| <b>WEIGHT &amp; VOLUMES</b>                       |                        |                              |                                |
| Maximum load volume (litres)                      | 1837                   | 1837                         | 2063                           |
| Minimum load volume (litres)                      | 437                    | 437                          | 564                            |
| Gross train weight (kg)                           | 3177                   | 3268                         | 3460                           |
| Gross vehicle weight (kg)                         | 1877                   | 1968                         | 2160                           |
| Kerb weight excluding driver (kg)                 | 1320                   | 1430                         | 1530                           |
| Maximum payload including driver (kg)             | 435                    | 435                          | 550                            |
| Maximum towing weight unbraked - driver only (kg) | 695                    | 750                          | 750                            |
| <b>BRAKES</b>                                     |                        |                              |                                |
| Bosch 8.0 system Anti-lock Brakes                 | Standard               | Standard                     | Standard                       |
| EBD (Electronic Brake-Force Distribution)         | Standard               | Standard                     | Standard                       |
| Emergency Brake Assist (EBA)                      | Standard               | Standard                     | Standard                       |
| Front:                                            | 280mm Ventilated discs | 280mm Ventilated discs       | 280mm Ventilated discs         |
| Rear:                                             | 260mm Solid discs      | 260mm Solid discs            | 260mm Solid discs              |
| <b>WHEELS &amp; TYRES</b>                         |                        |                              |                                |
| Wheels size                                       | 6.5 J16                | 6.5 J16                      | 6.5 J16                        |
| Wheels type                                       | Alloy                  | Alloy                        | Alloy                          |
| Tyres                                             | 205/60/ R16            | 205/60/ R16                  | 205/60/ R16                    |
| Spare wheel                                       | 16" steel              | 16" steel                    | 16" steel                      |
| <b>WARRANTY / SERVICE / MAINTENANCE</b>           |                        |                              |                                |
| 5 Year / 150 000 km mechanical warranty           | Standard               | Standard                     | Standard                       |
| 6 Year anti-corrosion warranty                    | Standard               | Standard                     | Standard                       |
| 5 Year / 100 000 km service plan                  | Standard               | Standard                     | Standard                       |

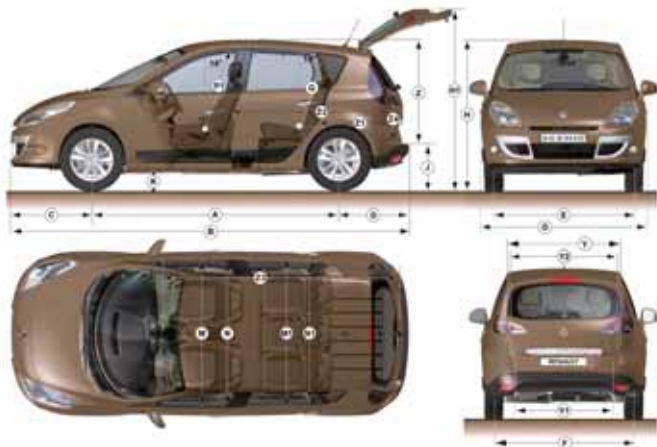
# STANDARD TRIM LEVEL FEATURES

|                                                                               | 1.6 SCENIC<br>EXPRESSION | 1.9 SCENIC<br>DYNAMIQUE | 1.9 GRAND SCENIC<br>DYNAMIQUE |                                                           | 1.6 SCENIC<br>EXPRESSION | 1.9 SCENIC<br>DYNAMIQUE | 1.9 GRAND SCENIC<br>DYNAMIQUE |
|-------------------------------------------------------------------------------|--------------------------|-------------------------|-------------------------------|-----------------------------------------------------------|--------------------------|-------------------------|-------------------------------|
| <b>DRIVING &amp; SAFETY</b>                                                   |                          |                         |                               | <b>COMMUNICATION &amp; NAVIGATION</b>                     |                          |                         |                               |
| Cruise control with speed limiter                                             | •                        | •                       | •                             | Carminat TomTom                                           | ◦                        | •                       | •                             |
| Emergency spare wheel                                                         | •                        | •                       | •                             | <b>EXTERIOR EQUIPMENT</b>                                 |                          |                         |                               |
| Front fog lamps                                                               | •                        | •                       | •                             | 16" alloy wheels                                          | •                        | •                       | •                             |
| Parking proximity sensors - rear                                              | –                        | •                       | •                             | 17" alloy wheels                                          | –                        | ◦                       | ◦                             |
| Renault card                                                                  | •                        | –                       | –                             | Electric heated folding door mirrors                      | •                        | •                       | •                             |
| Renault hands-free card                                                       | –                        | •                       | •                             | Non-metallic paint                                        | •                        | •                       | •                             |
| Driver & passenger airbag                                                     | •                        | •                       | •                             | Metallic paint                                            | ◦                        | ◦                       | ◦                             |
| Side airbags                                                                  | •                        | •                       | •                             | Sunroof-electric panoramic with sunblind<br>& autoclosure | –                        | ◦                       | ◦                             |
| Curtain airbags (front & rear)                                                | •                        | •                       | •                             | Tinted windows                                            | •                        | •                       | •                             |
| ABS + EBA (Emergency Brake Assist)                                            | •                        | •                       | •                             | <b>HEATING &amp; VENTILATION</b>                          |                          |                         |                               |
| EBD (Emergency Brakeforce Distribution)                                       | •                        | •                       | •                             | Air conditioning                                          | •                        | –                       | –                             |
| R.A.I.D (Renault Anti Intrusion Device)                                       | •                        | •                       | •                             | Dual zone climate control                                 | –                        | •                       | •                             |
| Isofix mountings                                                              | •                        | •                       | •                             | <b>INSTRUMENTS &amp; CONTROLS</b>                         |                          |                         |                               |
| ESP with ASR (Anti -Skid Regulation)                                          | ◦                        | ◦                       | ◦                             | Leather steering wheel                                    | •                        | •                       | •                             |
| <b>COMFORT &amp; CONVENIENCE</b>                                              |                          |                         |                               | <b>SEATING &amp; TRIM</b>                                 |                          |                         |                               |
| Automatic lights and wipers                                                   | •                        | •                       | •                             | Folding passenger seat                                    | •                        | •                       | •                             |
| Electric front windows (driver's one touch)                                   | •                        | •                       | •                             | Height adjustable headrests                               | •                        | •                       | •                             |
| Sliding central storage unit                                                  | •                        | •                       | •                             | Height adjustable driver seat & lumbar support            | •                        | •                       | •                             |
| Smoker pack                                                                   | •                        | •                       | •                             | 3rd row seats                                             | –                        | –                       | •                             |
| <b>IN-CAR ENTERTAINMENT</b>                                                   |                          |                         |                               | Seat adjustment                                           | •                        | •                       | •                             |
| 4x15W RDS radio with single CD with Bluetooth<br>& multifunctional TunePoint  | •                        | –                       | –                             | <b>SECURITY EQUIPMENT</b>                                 |                          |                         |                               |
| Arkamys 3D Sound 4x 30W RDS Radio CD MP3<br>with Bluetooth and MP3 connection | ◦                        | •                       | •                             | Deadlocking                                               | •                        | •                       | •                             |

Standard • Not Available – Optional ◦

Renault South Africa reserves the right to modify its models without notice, likewise their characteristics, equipment and accessories.

## DIMENSIONS (mm)



| DIMENSIONS                                       |                                                      | SCENIC | GRAND SCENIC |
|--------------------------------------------------|------------------------------------------------------|--------|--------------|
| A                                                | Wheelbase                                            | 2,702  | 2,770        |
| B                                                | Overall length                                       | 4,344  | 4,560        |
| C                                                | Front overhang                                       | 885    | 885          |
| D                                                | Rear overhang                                        | 757    | 905          |
| E                                                | Front track                                          | 1,545  | 1,536        |
| F                                                | Rear track                                           | 1,547  | 1,539        |
| G                                                | Overall width including door mirrors                 | 2,077  | 2,077        |
| H                                                | Overall height                                       | 1,637  | 1,645        |
| H3                                               | Unladen height with tailgate open                    | 1,998  | 1,984        |
| J                                                | Unladen platform height                              | 602    | 614          |
| K                                                | Ground clearance                                     | 120    | 120          |
| M                                                | Front elbow room                                     | 1,478  | 1,478        |
| M1                                               | Rear elbow room                                      | 1,472  | 1,474        |
| N1                                               | Rear shoulder room                                   | 1,433  | 1,433        |
| Y1                                               | Maximum load entry width (floor level)               | 975    | 1,010        |
| Y2                                               | Minimum load bay width                               | 1,105  | 1,105        |
| Z                                                | Height of rear opening                               | 845    | 845          |
| Z1                                               | Load area length                                     | 1,103  | 1,273        |
| Z2                                               | Load area length (seats folded)                      | 1,680  | 1,900        |
| Z3                                               | Load length with front passenger seat tipped forward | 2,508  | 2,756        |
| <b>BOOT VOLUME (dm<sup>3</sup> standard ISO)</b> |                                                      |        |              |
| minimum load volume                              |                                                      | 437    | 564          |
| maximum load volume                              |                                                      | 1,837  | 2,063        |

# NEW SCÉNIC OPTIONAL ACCESSORIES



**ALUMINIUM TOURING LINE ROOF BARS**  
Silvery grey roof bars with plane-wing aluminium section. Weight limit: 80kg.



**TOURING LINE 380 ROOF BOX**  
Neat & aerodynamic. Opens both sides and can be locked in the open position for easy loading. 380l capacity. Maximum weight limit: 75kg.



**PORTABLE STORAGE BOX**  
Positioned in the rear central seat, this useful box can also be used as an armrest.



**ORGANISER BOX**  
A handy organiser box that fits in the space intended for the cup holder (portable ashtray). Ideal for small items like cell phone, MP3, etc.



**ARMREST STORAGE**  
Fitted to the back of the central armrest thanks to a built-in hook, this offers handy additional storage space.



**MUDFLAPS**  
Protect the bottom of the car body from mud splashes or chipping. Black PVC.



**CARPET MATS**  
Made-to-measure floor mats in various styles and finishes, plain and Mégane branded.



**FRONT DOOR SILLS**  
Aluminium appearance. Set of 2. Protects the door sill plate.



**DUO PLUS ISOFIX CHILD SEAT**  
For children between 9 months to 4 years. 5-point harness. "ISOFIX upper mounting" belt. Easy to install due to the Isofix hook locking system. Weight 9kg



**KID PLUS CHILD SEAT**  
For children from 4 to 10 years. Weight 6.8kg



**AUTOMATIC QUICK RELEASE TOW BAR**  
Ball removable without tools in only a few seconds. Designed for intensive use. Maintains the aesthetics of the vehicle once the ball is removed.



**SMASH & GRAB WINDOW FILM**  
The thickness and characteristics of the safety film increase the windows' resistance to impacts: protection against car-jacking.



**BICYCLE CARRIER ON TOWBAR**  
Carry up to 3 bikes. Can be tilted to allow access to the boot. Compatible with all bikes with a frame diameter between 22 and 70mm.



**COAT HANGER ON HEAD RESTRAINT**  
Allows clothes to be hung on the back of the seat without creasing.



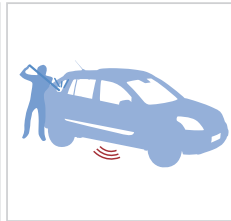
**CARGO NET**  
Keep it secure! A boot net that prevents objects from rolling around while driving.



**ALLOY WHEELS**  
Designed for a sporty appearance and safety, giving your coupé a custom look, adding elegance and dynamism.



**'NOMAD' COOLBOX**  
Keeps food and drinks cool during long journeys. Easy to carry, this accessory attaches to the seat using the rear seatbelts.



**COMPACT ALARM**  
Keep your Scénic safe and secure. Audible remote alarm system warns against attempted intrusions.



**PARK DISTANCE CONTROL SENSORS**  
Detects obstacles which could be impacted by the vehicle whilst reversing.



**NAVIGATION SYSTEMS**  
State-of-the-art GPS with South African programmed road maps.

# RENAULT CONFIANCE

## PEACE OF MIND NOW COMES STANDARD

AN ALL-ENCOMPASSING CARE PACKAGE SPECIFICALLY DESIGNED TO ENSURE CONTINUED PEACE OF MIND MOTORING.



5 year/150 000km  
warranty



5 year/100 000km  
service plan



24 Hour roadside  
assistance plan



Roadside security



Competitive pricing &  
availability of spare parts



Courtesy car



Fixed price menu



Prompt and efficient  
customer care

Call 0861 RENAULT or 0861 736 2858  
or visit us on [www.renault.co.za](http://www.renault.co.za) for more information.

Terms and conditions apply. Visit [www.renault.co.za](http://www.renault.co.za) for more information.

**RENAULT**  
**confiance**

Your Peace of Mind.  
Our Commitment.

# SCÉNIC & GRAND SCÉNIC



[www.renault.co.za](http://www.renault.co.za)

Renault Customer Care Direct Line: 0861 RENAULT or 0861 736 2858

Renault South Africa (Pty) Ltd. reserves the right to modify its models without notice, likewise their characteristics, equipment and accessories.

