

FIAT

STRADA



Strada 65L, 65CL, Super Strada and Strada 105 Twin Cam.

WHY FIAT?

Why is it that more motorists in Europe choose Fiat than almost any other car?

The great attraction of Fiat cars for so many motorists stems from two almost contradictory characteristics that have been ingrained in Fiat thinking for the best part of a century.

The first is a love of driving for driving's sake, which has manifested itself particularly in a long association with the world of motor sport.

The combined experience of Fiat, Lancia and Ferrari in Formula One racing, long distance sports car racing and rallying is legendary.

This combined experience is translated into every level of Fiat engineering and is the prime reason why Fiat cars have such a tremendous reputation for being 'driver's cars,' renowned for their on the road performance.

The other great characteristic of Fiat is their success in producing classic popular cars with a particular accent on economy.

Marry these two characteristics together and you come up with something very special, of which the Strada is a perfect example. A car which in such practical terms as comfort, space, quietness and

economy – is an out and out classic. But one which is also tremendously enjoyable to drive, with a range that even includes a 109 mph* Twin Cam version.

In its design, development and particularly in its manufacture, the Strada is revolutionary. The Robogate system which builds it and which will build all new Fiats in the future, is the biggest single step forward in car production since Henry Ford built his first production line.

In essence the system eliminates the possibility of human error, building every single car to the same precise and exacting standards.

It underlines once again the vast technical resources of Fiat. It is these resources which not only help Fiat to produce cars as innovative and advanced as the Strada, but also to produce them so cost effectively.

Which is why, pound for pound, you get so much more out of a Fiat. Partly you can prove this for yourself by comparing the specifications in this brochure against those of comparable cars.

Other qualities you can only appreciate by sitting in a Fiat and test driving it. And there are over 300 Fiat dealers in the U.K. waiting to oblige.

* See performance figures at back of brochure.



65 CL





E 271

E 271

Lively Lady

E 117

THE STRADA. UNLIKE ANY OTHER CAR.

Although it shares the family hatchback formula with several other models, the Strada looks like no other car.

The reason for this is simple.

Most cars are designed by stylists primarily concerned with visual appeal.

The Strada was designed with a computer concerned with overall performance.

One of the results is the Strada's highly distinctive shape.

A shape that in spite of appearances is actually so aerodynamic it cuts wind noise and vibration to the barest minimum. A fact you'll best appreciate cruising in the fast lane of a motorway.

Only the fuel gauge tells you that such smooth cruising is not achieved through a large and thirsty engine but with a highly economical 1300, 1500 or 1585 unit.*

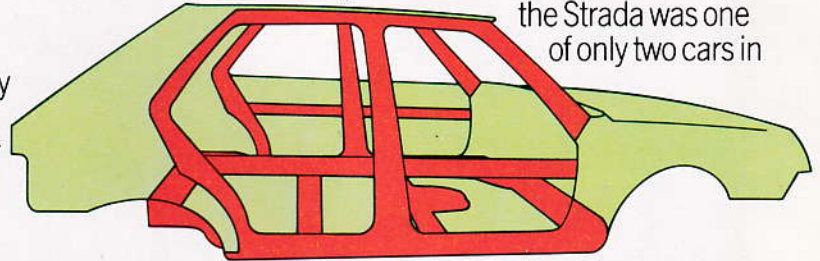
The Strada's success has also been one for advanced technology and production techniques.

Vibrations, the major cause of noise in all cars, were brilliantly silenced by the use of laser holography techniques which enabled Fiat engineers to 'see' noise and eliminate it at source.

Wind resistance was smoothed away in the same Fiat wind tunnel that is used for the development of Ferrari Formula One racing cars.

Safety was checked, double checked and checked again at the Fiat Safety Research Centre in

Turin – the most advanced of its kind in Europe. In tests conducted by the United States government, the Strada was one of only two cars in

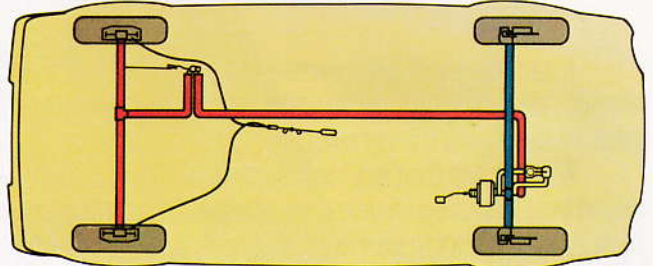


Passengers are protected by a rigid safety capsule formed by the rigid front bulkhead, specially designed rear wheel arches and heavy gauge lateral door struts.



its group to pass a head-on collision safety test.


These tests resulted in such essential items of equipment as front seat head restraints and rear seat belts. Also the rigid passenger bodyshell.

Reliability was built in to the bodyshell by the now famous robot welding system which ensures total consistency and cost efficiency of production.



Independent hydraulic braking circuits ensure that in the event of a failure on one circuit, there will still be braking from the other.





THE INS AND OUTS OF TODAY'S IDEAL CAR.

Even the most brilliant engineering, the cleanest aerodynamics and smoothest ride can all be lost on your passengers if they're cramped for space.

Many cars that appear to have sufficient room when you first step inside can 'shrink' uncomfortably by the end of a long journey.


But with 82% of its total volume devoted to occupants and their luggage – the Strada is not just a driver's car. It's very much a passenger's car as well with wide seats, and generous shoulder, head and leg room.

This ideal layout is achieved partly by the

superbly compact, transversely mounted engine and partly by the design of the rear suspension. Even the spare wheel is tucked under the bonnet so that it doesn't intrude on the boot space.

For the record, normal boot capacity is a generous 13.1 cubic feet.

With the rear seats folded, it swallows an estate-like 44 cubic feet. And the split rear seat arrangement available with the Super and Twin Cam gives you an extra passenger-luggage permutation to choose from. And all this within a very manoeuvrable overall length of less than thirteen feet.



One piece roof moulding for better soundproofing.

Laminated windscreen.

All round independent McPherson strut suspension for maximum comfort and minimum transmission of road rumble. Transverse leaf spring suspension at rear acts as anti-roll bar giving excellent road holding and cornering.

PVC underbody anti corrosion protection.

Wrap around bumpers. Highly protective even against parking knocks up to 4 mph, they also help reduce damage in more serious collisions.

Smooth aerodynamic mirror designed to come away on impact, thus avoiding damage to the bodywork.

Air intake situated in aerodynamic high pressure area for greatest efficiency.

Front wings bolted on for ease of replacement.



Circular recessed headlights. Circular because they were found to be the most effective. Recessed to protect them. They are less expensive to replace too, than integrated units.

Handling, steering, braking and roadholding (i.e. the car's ride) were developed on Fiat's high speed test tracks, equipped with monitoring systems which produce a minute by minute print-out of the test vehicle's performance. And every detail such as the circular recessed headlights and door handles, the easy to service engine layout, the surprisingly spacious interior, the wraparound bumpers, were computed from hundreds of options as being the most efficient, reliable or comfortable.

In effect the Strada offers drivers, and passengers, new standards of quietness, spaciousness and comfort.

But there is still one thing very traditional about the Strada.

That is its recognisable Fiat character when being driven. Like Fiats in general it's quick, responsive and free revving with a willing engine that doesn't

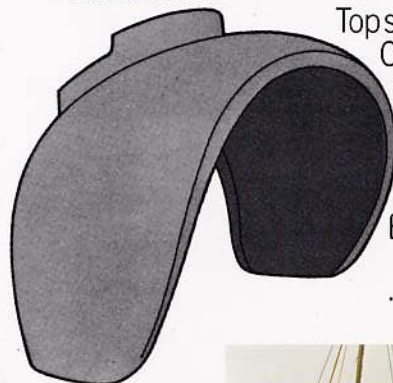

mind being driven hard. The high torque output of the engine ensures flexible performance in all gears. The steering is positive and precise and will turn the Strada's highly manoeuvrable 12ft 11ins within a tight 33ft 9½ins turning circle. The suspension is typically Italian, giving the kind of

handling and roadholding that inspires confident, positive driving, without detracting from ride comfort.

Top speed in the Strada 105 Twin Cam is 109 mph yet even this version returns 41.5 mpg at a constant 56 mph.*

In other words, the Strada is a lot of fun to drive. But fun you can afford.

* See fuel and performance figures at back.


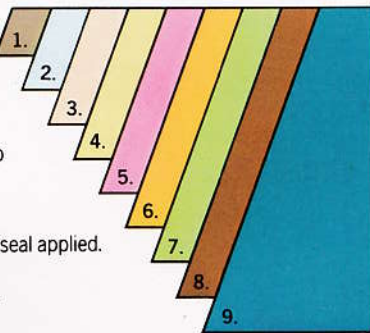


Plastic liners to protect wheel arches.

The Fiat Strada comes with a six year anti-corrosion warranty which covers all major parts, and is subject to annual inspections being carried out by a Fiat dealer, the cost of which must be borne by the vehicle owner. Anti-corrosion warranty by Cryla-Gard.

Complete rust protection.

1. Bodyshell chemically treated.
2. Anti-rust paint applied by electrophoresis.
3. Welded joints sealed with special plastic sealer.
4. Anti-corrosion wax injected into all box sections.
5. Primer.
6. Top coat.
7. Stone chip resistant PVC underseal applied.
8. Wheel arch liners fitted.
9. 6-year anti-corrosion warranty.



The first thing you'll notice about the Strada is its spaciousness. The comfortable anatomically designed seats are particularly wide, yet still give excellent all round support. And there's plenty of head and elbow room.

Both front seats recline and back seat passengers will find inertia reel seat belts at either

side, plus a static belt for the centre seat.

Being a family car, rear doors in the five door models naturally have child proof locks. The three door models, which are particularly safe for small children, have fold and slide front seats to provide easy access to the rear seats. Fold the rear seats forward and your roomy family saloon becomes a



capacious estate car with the handy tailgate opening onto a huge loading area.

In action, you'll find the seats keep you well supported through even the tightest hairpin bends.

Aided and abetted by the anti-roll bar action of the front and rear springs which eliminates dramatic corner roll and gives a well balanced 'on rails' feel. The

McPherson strut independent suspension with coil spring and wishbone at the front is designed to reduce transmission of vibration and road rumble. This, combined with the Strada's aerodynamic superiority and its laser sculpted design gives one of the smoothest, quietest and most relaxing rides of any car in its class.



The Strada's generous contoured seats provide superb comfort and support. Front seats recline in both models, with cloth finish and head restraints in the 65CL.



Room for the shopping, the dog or the weekend luggage.




Removable parcel shelf hides the contents of the boot.

But not at the expense of handling. The clean, modern precise feel of the Strada is reflected in the way it drives. Transverse leaf spring rear suspension acts as an anti-roll bar and combines with the positive steering to uphold the very best traditions of Italian roadholding and drive enjoyment.

These are factors on which Fiat have placed

great emphasis as part of their active safety policy. For all the built-in structural passenger protection of the Strada, the ability to be able to avoid or drive out of trouble is ultimately the biggest safety factor of all. Other reassuring features are the laminated wind-screen, servoassisted independent dual circuit brakes and a steering column which collapses under impact.



The symbols for all the instrument switches are permanently illuminated by optic fibre.

Main controls like lighting, direction indicators and windscreen wipers are on conventional stalks.

Standard equipment on all models includes electric windscreen washers, two speed wipers, heated rear window, rear wash-wipe, rear fog light,

side repeater indicators, driver's door mirror and rear seat belts.

Additional equipment on the CL includes low profile tyres, five speed gearbox, cigar lighter and radio with door mounted speakers and roof aerial.



Alongside the dashboard, a cigarette lighter.



Even the roof aerial has a little style.



The doors now carry the seat cloth material as well as deep pockets and speakers.

SUPER STRADA





SUPER STRADA

When you examine the level of equipment, the level of comfort, the performance, the fuel economy and the asking price of the Super Strada, it becomes patently obvious that this is a car in a class of its own.

In terms of comfort, the Super Strada's cloth covered seats (reclining with head restraints in the front) are anatomically designed to provide long

journey comfort. The Strada in general has always been renowned for its quiet and spacious interior. The pile carpeting and cloth covered doors combined with flexible engine performance and well spaced five speed gearbox make the Super's passenger compartment still more relaxing. Even when being driven with all the verve and spirit which it invites.



Which is where the 1500cc engine comes in. The power developed by the compound choke carburettor unit is 85 bhp—unusually high for a non sports engine of this size. A top speed figure of 102 mph with 0-60 mph in 12.2 seconds* leaves most other hatchbacks of the same size way behind. Yet, aided by a five speed gearbox, and a highly effective aero-

dynamic bodyshell, the Super Strada will return fuel figures of 46.3 mpg at 56 mph.*


Pirelli P8 tyres do more than improve fuel consumption. They offer more adhesion, particularly in bad weather, so they improve road holding. They also reduce rolling resistance which means there is less abrasion so the tyres last longer.



Typically Italian: functional but stylish recessed door handles.



Low profile Pirelli P8 tyres improve roadholding, performance and fuel consumption.



1500cc engine develops impressive 85 bhp with 102 mph top speed.*



The individually folding rear seats give over 44 cu. ft. of space and turn a spacious saloon into a spacious estate car.




* See fuel and performance figures at back of brochure


SUPER STRADA



The driver's mirror conveniently adjusts from inside.



Constantly illuminated push button switches plus 5-speed gearbox.



The deep glove compartment includes a vanity mirror and a removable map reading light.

However, you don't even have to start the engine to appreciate the 'Super' label. The first thing that happens when you turn the ignition key is that the monitoring system either gives you an all-clear or pinpoints any faults in the lighting or braking systems on an illuminated diagram.

The steering wheel is adjustable to suit different driving positions. The driver's side mirror is also




adjustable from inside. The glove box is illuminated by a lamp which can be taken out and used for map reading etc. The control switches are permanently illuminated by optic fibres.

In addition to the check control, the instrument panel includes a rev counter and digital clock as well as fuel and water temperature gauges. There are loudspeaker grilles built into the front doors plus a roof

mounted aerial with a flexible protective sleeve.

The comprehensive equipment list (see specifications at the end of brochure) includes just about everything you could think of. Plus a few items that you probably wouldn't think of. Like the metal grille inside the petrol filler which prevents syphoning. Or the ignition lock which illuminates as soon as you open the door.



The advanced dash on the Super Strada includes rev counter, digital clock, temperature gauges, warning light panel, permanently illuminated switches and diagramatic check system.

STRADA 105 TWIN CAM

Fiat's success in World Championship Rallying has paid tremendous dividends in the development of their sports saloons.

Nowhere is this more apparent than in the Strada 105 Twin Cam.

Its cleverly designed twin overhead camshaft 1585cc engine with Marelli electronic ignition develops a hefty 105 bhp.

Even more remarkable is that such a power output is achieved without any great sacrifices to fuel consumption.

The Strada 105 Twin Cam has a top speed of 109 mph and accelerates from 0-62 mph in 10.1 seconds.* But if you're not in that much of a hurry, it will glide along at a steady 56 mph for a frugal 41.5 mpg.*

To cope with such potent power, the Strada 105



Twin Cam is fitted with a stiffened suspension with a floating stabiliser at the front.

Also, there are equal length drive shafts which give better traction and an anti-roll bar at the front for an even more stable ride.

Larger brake discs with greater servo assistance provide the necessary stopping power. Once again, Fiat have come up with the best Italian roadholding

and handling characteristics which combine true sports car exhilaration with reassuring safety.


From the outside, the distinctive Strada bodyshape is enhanced by charcoal grey trim including an integral front spoiler with one set of halogen headlights and one set of twin fog lights.

* See fuel and performance figures at back of brochure.



STRADA 105 TWIN CAM.





The extra large doors combine with tilt-and-slide front seats to give easy step-in access to rear seat passengers.

There is additional soundproofing all around the passenger compartment, which is one of the most spacious of any sports saloon. Its cloth covered seats have a supportive wrap-around shape at both front and rear with adjustable head restraints at the front.



A five speed gearbox to smooth the way and a radio to soothe you on your way. Note that although a radio is standard equipment it may not be the one shown above.

In common with all Fiats, the Strada 105 Twin Cam is exceptionally well equipped and naturally includes such sporting items as a sports steering wheel, five speed gearbox, low profile tyres, no-maintenance sealed battery, electronic ignition, twin-choke carburettor and an additional instrument panel with voltmeter, oil temperature and pressure gauges.



The driver, of course, can adjust his mirror from the inside.



To appreciate the extra performance, the comprehensive dashboard includes rev counter, voltmeter, oil temperature and pressure gauges.

SPECIFICATION 65L & 65CL

Engine

Engine Capacity 1301cc
Bore/Stroke 86.4 x 55.5mm
Compression Ratio 9.1:1
Engine BHP (DIN) 65 @ 5800 rpm
Max. Torque (DIN) 72.3 ft. lbs. @ 3500 rpm
No. of Cylinders 4
Bearings 5
Cylinder Head Light Alloy
Cylinder Block Cast Iron
Carburettor Single Choke Downdraught
Valve Actuation Belt Driven OHC
Electric Cooling Fan

Specification

Steering Rack and Pinion (Turns lock to lock 3.5)
Turning circle 33'9 1/2"
Front Suspension McPherson strut with reaction arm
Rear Suspension McPherson strut with transverse leaf spring
Brakes Vacuum servo assisted front discs, rear drums
Independent Brake Circuits
Wheel Size 4 1/2 x 13ins
Tyre Size 145 x 13ins (L), 165/70 x 13ins (CL)
Tyres Steel Braced Radial Ply
Final Drive Ratio 3.77:1
No. of Gears 4 (L) 5 (CL)
Major Service Intervals 12,000 miles
PVC Underbody Protection
Anti-chip Paint on Rear Wheel Arches
Child Proof Rear Door Locks
Rear Fog Lamp
Bolt-on Front Wings
Impact Absorbing Bumpers
Side Repeater Indicators
Hazard Warning Lights
Anti-syphoning device for fuel tank
Fully Carpeted Boot
Reversing Light
Fuel Tank Capacity 11 gallons

Interior Specification

Inertia Reel Front Seat Belts
Rear Seat Belts 2 Inertia and 1 Static
No. of Doors 3 or 5
Laminated Windscreen
Electric Windscreen Washers
Rear Wash/Wipe
Two-Speed Wipers
Side Window Demisters
Collapsible Steering Column
Heated Rear Window
Rev Counter (CL Model only)

Dimensions

Length 12' 11"
Height 4' 7"
Width 5' 5"
Track Front 4' 7 1/8", Rear 4' 7 1/2"
Wheelbase 8' 0 1/2"
Boot Cubic Capacity 13.1 cu. ft. and 44.1 cu. ft. with rear seat folded down
Kerb Weight (cwt) (L) 3 Door - 16.9, 5 Door 17.2 (CL) 3 Door 17.3, 5 Door 17.6
Max. Front Legroom 39"
Max. Rear Legroom 32 1/2"
Front Headroom 35"
Rear Headroom 35 1/2"

Comfort

Front Head Restraints (CL Model only)
One Piece Moulded Roof Lining
Reclining Front Seats
Radio (CL Model only)
Leather Cloth Seat Covering (L Model only)
Cloth Trim Seat Covering (CL Model only)
Fitted Carpets
Digital Clock (CL Model only)
Cigarette Lighter (CL Model only)
Oddments Console (CL Model only)

Performance

Max. Speed 93.2 mph*
0-60 mph 15 secs*
Constant 56 mph Fuel Consumption
38.1 mpg** 7.4 L/100 km (L Model)
42.2 mpg** 6.7 L/100 km (CL Model)
Constant 75 mph Fuel Consumption
30.5 mpg** 9.3 L/100 km (L Model)
32.7 mpg** 8.7 L/100 km (CL Model)
Urban Cycle Fuel Consumption
28.7 mpg** 9.9 L/100 km (Both Models)
Max. Towing Capacity 18.3 cwt

Optional Equipment

Metallic Paint (CL Model only)

SUPER STRADA

Engine

Engine Capacity 1498cc

Bore/Stroke 86.4 x 63.9mm

Compression Ratio 9.2:1

Engine BHP (DIN) 85 @ 5800 rpm

Max. Torque (DIN) 88 ft. lbs. @ 3800 rpm

No. of Cylinders 4

Bearings 5

Cylinder Head Light Alloy

Cylinder Block Cast Iron

Carburettor Twin Choke

Valve Actuation Belt Driven OHC

Electric Cooling Fan

Specification

Steering Rack and Pinion (Turns lock to lock 3.5)

Turning circle 33'9½"

Front Suspension McPherson strut with reaction arms

Rear Suspension McPherson strut with transverse leaf spring

Brakes Vacuum servo assisted front discs, rear drums

Independent Brake Circuits

Wheel Size 5½ x 14ins

Tyre Size 165/65 x 14ins

P8 Low Profile Tyres

Final Drive Ratio 3.765 (Manual)
3.565 (Automatic)

No. of Gears 5

Major Service Intervals 12,000 miles

PVC Underbody Protection

Anti-chip Paint on Rear Wheel Arches

Rear Fog Lamp

Bolt-on Front Wings

Impact Absorbing Bumpers

Side Repeater Indicators

Hazard Warning Lights

Anti-syphoning Device for fuel tank

Internally Adjustable Door Mirror

Rear View Mirror with anti-glare device

Fully Carpeted and Lighted Boot

Quartz Halogen Headlights

Headlamp Washers

Headlight Levelling Controls

Reversing Light

Twin Horns

Fuel Tank Capacity 11 gallons

Interior Specification

Inertia Reel Front Seat Belts

Rear Seat Belts 2 Inertia and 1 Static

Laminated Windscreen

Electric Windscreen Washers

Rear Wash/Wipe

Two-Speed Wipers with Intermittent Action

Side Window Demisters

Collapsible and Adjustable Steering Column

Heated Rear Window

Tinted Windows

Rev Counter

6-Function Check Panel

Illuminated Heater Controls

Rheostatically Adjustable Panel Lights

Illuminated Glove Box with Make-up Mirror

Illuminated Switches

Dimensions

Length 12' 11"

Height 4' 7"

Width 5' 5"

Track Front 4' 7", Rear 4' 7½"

Wheelbase 8' 0½"

Boot Cubic Capacity 13.1 cu. ft. and 44.1 cu. ft. with rear seats folded down

Kerb Weight (cwt) 18.3

Max. Front Legroom 39"

Max. Rear Legroom 42"

Front Headroom 35"

Rear Headroom 34"

Comfort

Adjustable Front Seat Head Restraints

One Piece Moulded Roof Lining

Sun Visors, driver's side fitted with map pocket

2 Oddments Trays

Removable Rear Parcel Shelf

Reclining Front Seats

Armrests

3 Grab Handles

Rear Clothes Hooks

Radio

Cloth Trim Seat Covering

Fitted Carpets

Individually Folding Rear Seats

Heater with Two Speed Booster

Digital Clock

Cigarette Lighter

Performance

Max. Speed 102 mph (Manual) and 96 mph (Automatic)*

0-60 mph 12.2 secs (Manual) and 15.2 (Automatic)*

Constant 56 mph Fuel Consumption 46.3 mpg **
6.1 L/100 km (Manual - Solex and Weber carb.)
37.2 mpg** 7.6 L/100 km (Automatic)

Constant 75 mph Fuel Consumption 34.9 mpg** 8.1 L/100 km (Manual - Solex and Weber carb.) 28.8 mpg** 9.8 L/100 km (Automatic)

Urban Cycle Fuel Consumption 26.7 mpg** 10.6 L/100 km (Manual - Solex carb.)
26.4** 10.7 L/100 km (Manual - Weber carb.)
26.4 mpg** 10.7 L/100 km (Automatic)

Max. Towing Capacity 19.7 cwt

Optional Equipment

Automatic Transmission

Metallic Paint

Steel Sunshine Roof

STRADA 105 TWIN CAM.

Engine

Engine Capacity 1585cc
Bore/Stroke 84 x 71.5mm
Compression Ratio 9.3:1
Engine BHP (DIN) 105 @ 6100 rpm
Max. Torque (DIN) 98.4 ft. lbs. @ 4000 rpm
No. of Cylinders 4
Bearings 5
Cylinder Head Light Alloy
Cylinder Block Cast Iron
Carburettor Weber Twin Choke
Valve Actuation Twin OHC
Electric Cooling Fan

Specification

Steering Rack and Pinion (Turns lock to lock 3.5)
Turning circle 33'9¹/₂"
Front Suspension McPherson strut with reaction arms and anti-roll bar
Rear Suspension McPherson strut with transverse leaf spring
Brakes Vacuum servo assisted front discs, rear drums
Independent Brake Circuits
Wheel Size 5¹/₂ x 14ins
Tyre Size 185/60 x 14ins
Low Profile Tyres
Front and Rear Spoiler
Final Drive Ratio 3.765:1
No. of Gears 5
Major Service Intervals 12,000 miles
PVC Underbody Protection
Anti-chip Paint on Rear Wheel Arches
Rear Fog Lamp
Bolt-on Front Wings
Charcoal Grey Impact Absorbing Bumpers
Side Repeater Indicators
Hinged Rear Window Glasses
Hazard Warning Lights
Anti-syphoning Device for fuel tank
Sports Gear Lever
Internally Adjustable Door Mirror

Rear View Mirror with anti-glare device
Fully Carpeted Boot
Quartz Halogen Headlights
Two Front Fog Lights
Headlight Levelling Controls
Reversing Light
Twin Horns
Fuel Tank Capacity 11 gallons

Interior Specification

Inertia Reel Front Seat Belts
Rear Seat Belts 2 Inertia and 1 Static
Electronic Ignition
Laminated Windscreen
Electric Windscreen Washers
Rear Wash/Wipe
Two-Speed Wipers with Intermittent Action
Side Window Demisters
Collapsible and Adjustable Steering Column
Heated Rear Window
Tinted Windows
Rev Counter
Oil, voltemeter and water gauges

Dimensions

Length 12' 11"
Height 4' 7"
Width 5' 6¹/₂"
Track Front and Rear 4' 7³/₄"
Wheelbase 8' 0¹/₂"
Boot Cubic Capacity 13.1 cu. ft. and 44.1 cu. ft. with rear seats folded down
Kerb Weight (cwt) 18.7
Max. Front Legroom 39"
Max. Rear Legroom 32¹/₂"
Front Headroom 35"
Rear Headroom 35¹/₂"

Comfort

Adjustable Front Seat Head Restraints
Automatic Advance Front Seats with Adjustable Backs
One Piece Moulded Roof Lining
Sun Visors, driver's side fitted with map pocket
2 Oddments Trays
Removable Rear Parcel Shelf
Reclining Front Seats
Armrests
3 Grab Handles
Rear Clothes Hooks
Radio with Ground Mounted Centre Console
Fitted Carpets
Individually Folding Rear Seats
Heater with Two Speed Booster
Digital Clock
Cigarette Lighter
Rally Support Seats

Performance

Max. Speed 109 mph*
0-62 mph 10.1*
Constant 56 mph Fuel Consumption 41.5 mpg**
6.8 L/100 km
Constant 75 mph Fuel Consumption 32.1 mpg**
8.8 L/100 km
Urban Cycle Fuel Consumption 23.7 mpg**
11.9 L/100 km
Max. Towing Capacity 19.7 cwt

* Performance figures: Fiat SpA.

** These are the Official Fuel Consumption Figures in accordance with Passenger Car Fuel Consumption Order 1977

*** These insurance groups are typical groups as quoted by What Car? magazine.

Fiat owners tend to be particularly enthusiastic about their cars. That's why we've developed the Club Fiat range of accessories.

You can let your enthusiasm show to the full with this carefully chosen collection that ranges from the practical to the luxurious.

Here are just a few examples.



CLUB FIAT ACCESSORIES.



Sports wheels.



Carello luxor spot lamps.



Headlamp converter kit.



Rubber floor mats.



Towing bracket and ball.



Electric towing kit.



Front spoiler.



Mudflap.



GB Sticker.



Tow rope.



Real sheepskin seat covers.

COMPREHENSIVE AFTERCARE AND BACK-UP SERVICES.

VEHICLE WARRANTY

All Fiats carry a 12 month unlimited mileage warranty. During this period, the only thing you pay for are routine services (other than the first service), lubricants and items which may require replacement due to fair wear and tear.

The first service is free, providing it is carried out by an authorised Fiat Dealer between 600 and 900 miles, during the warranty period.

Any parts needing replacement because of faulty materials or manufacture will be free of charge. Tyres, radios and batteries are covered by their manufacturers' warranties.

For a small fee, you can add one or two years' further warranty. Called Mastercover 2, your Fiat dealer will give you full details.

SIX YEAR ANTI-CORROSION WARRANTY

Ask your Fiat dealer for full details of the reassuring 6 year anti-corrosion warranty on all new Fiats.

RAC MEMBERSHIP

Every new Fiat includes Motoring Membership of the RAC for 12 months for its owner plus wife or husband.

The free breakdown and recovery service guarantees that your car will be repaired on the spot or taken to the nearest garage – subject to the rules and conditions of RAC Motoring Membership. Other benefits include a wide selection of maps, guides, hotel information, road and weather reports as well as legal and technical advice.

PARTS AND SERVICE

There are over 300 Fiat Dealers nationwide, all listed in Yellow Pages. Each dealership is staffed by highly skilled Fiat technicians.

Naturally, only genuine Fiat parts are used. Because they are designed specifically for Fiats, they will normally give better service and performance than other parts. In many cases they are cheaper too.

A giant computerised parts store with over 38,000 parts ensures that all dealers are kept well stocked at all times.

FIAT RENT-A-CAR

Many Fiat Dealers offer an extensive and highly competitive tariff for self drive hire. For further information contact your local Fiat Dealer or ring Fiat Rent-a-Car Central Enquiries on 01-568 6111.

FIAT FLEET

Our extensive Fleet operation offers extremely flexible and competitive fleet and leasing agreements tailored to every size and type of company – supported by first class back-up facilities. For more information ring Fiat Fleet on 01-568 5025.

FIAT MOTOR INSURANCE

Fiat owners may take advantage of beneficial rates through our long established motor insurance scheme. Ask your Fiat Dealer for the Fiat Insurance leaflet.

FIAT AND THE DISABLED DRIVER

Finally, if you're a disabled driver ask your Fiat dealer about the modifications that can be made to most of the cars in the range.



Fiat Auto (U.K) Limited, Great West Road, Brentford, Middlesex TW8 9DJ.

All vehicles shown in this brochure are made in Italy. The information contained in this brochure was accurate at the date of going to press, September 1982. Fiat, however, reserves the right while preserving the essential characteristics of the models described and illustrated to introduce at any time modifications, changes or details, equipment or accessories as may be considered necessary to improve the model described. Every endeavour will be made to bring the brochure up to date from time to time but in order to avoid any misunderstanding any person interested should enquire of Fiat or a Fiat Dealer as to whether there have been any material alterations since the date of issue of this brochure. Whilst every effort has been made to make all colours of cars and upholstery as near as possible to actual car colours, due to printing processes an exact colour match cannot be guaranteed. Brochure designed and produced by Newton & Godin Limited and printed in England.

62M.SEPT.82.